

LED LINEAR LIGHTING SOLUTION PROVIDER

ABOUT COLORS

HUACAI OPTO CO., LTD. (COLORS), founded in 2008, is a national high-tech enterprise specializing in LED lighting. It has incubated a forefront-ranked brand-COLORS in the segmented domain, proficient in providing comprehensive lighting solutions for residential, office, commercial scenarios and the like, aspiring to become a worldly-influential innovative brand.

Seventeen-year History
Becomes a leading enterprise enterprise in the segmented domain with 17-year accumulation.

Group Company
Headquartered in Shenzhen, and more branches layout in the Yangzhou and Jiangmen.

Production Base
2 self-established factories in Yangzhou and Jiangmen, covering an area of 45,000m². Featured in stable high-quality, strong production capacity and quick delivery.

Product System
The full product system includes led strips, neon strips, linear lights, track lights and downlights. Proficient in providing compreensive lighting solution for residential, office,commercial scenes etc.

Certification System
Qualified for ISO9001 Quality System Certification, ISO14001 Environmental System Certification and product certifications inclusive of CE, UL and CCC etc.

Independent R&D
Sticks to independent R&D and intellectual property management. Qualified for the title of National High-tech Enterprise, and repeatedly gained international design awards inclusive of IF, IDEA, RED DOT and GOLDEN PIN etc.

International Brand
Registered trademarks in 30 countries and regions worldwide and carried out more than 20 promotional tours throughout the year. Brand partners are worldwide distributed.

Global Market
Products are exported to over 100 countries and regions worldwide. Dominates the European market and cooperates with many major well-known brands.

CORPORATE CULTURE

MISSION

Integrates light with space perfectly through innovative technology and design.

VISION

Becomes a worldly-influential innovative lighting enterprise.

VALUES

Customer foremost
Striving-oriented
Trust makes everything simple
Change is the only constant

R&D AND MANUFACTURING

Manufacturing

COLORS has 2 directly-operated production bases in Yangzhou and Jiangmen covering an area of 45,000 square meters and 600+ staffs. The production bases contain over 30 hi-speed automatic encapsulation lines, 15 automatic SMD and applied welding lines, 5 automatic extrusion lines and 6 automatic luminaire production lines, characterizing a complete production process for LED strip inclusive of LED encapsulation, hi-speed SMT, automatic welding and full series of water resistance with average monthly production capacity of LED strips reaching up to 1.5 million meters. Besides, COLORS modernized manufacturing factory to achieve a complete production process for linear luminaire inclusive of precision machining, automatic assembly, color spraying and free customization with average monthly production capacity reaching up to 120, 000 strips in order to assure customers of high-quality, supe-cost-effective products and rapid delivery.

R&D

COLORS has established a R&D expert team composed of over 50 core technicians, a majority of which graduated from top-rated universities and are proficient in such fields as optics, technique, material science, electrics, thermal physics, intelligent control and industrial design with more than 10-year R&D experience and technical know-how in linear lighting.

Laboratory & Inspection

Laboratory of COLORS, covering an area of 460 square meters, was outfitted with 48 sets of equipment which was distributed as per safety zone, EMC zone, photoelectric zone, IP water resistance zone, aging zone and product reliability zone. Inspection covers products inclusive of LED strip, neon strip, linear luminaire, power supply and related accessories, with inspection standard ranging from safety, EMC, performance to product reliability. Testing reports can be tracked all the way from product design evaluation period to type approval period to guarantee quality of products.

Patent

COLORS strives to R&D in product and technology. So far, it has gained 3 invention patents and nearly 100 utility model patents and appearance patents.

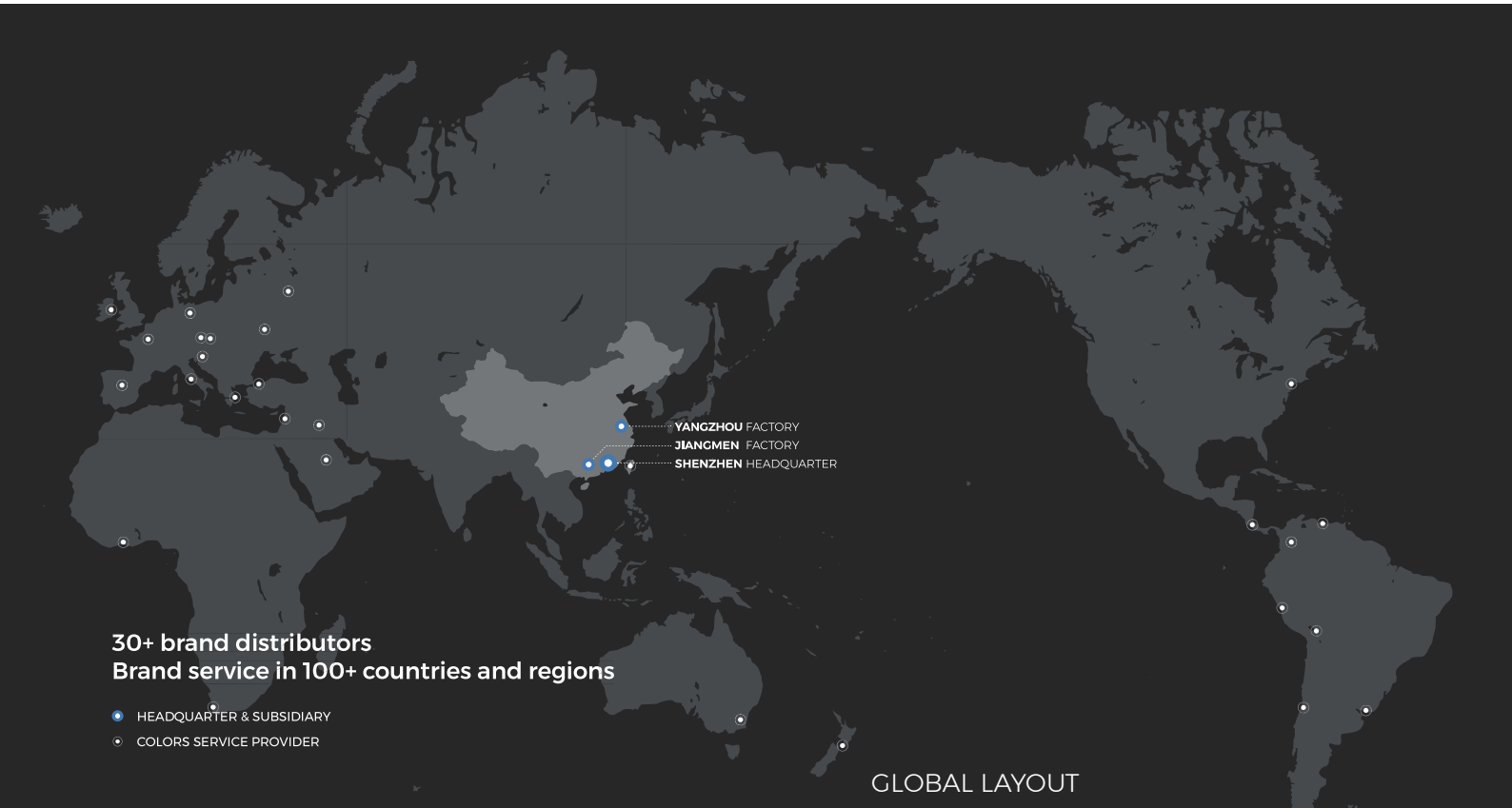

30+ brand distributors
Brand service in 100+ countries and regions

- HEADQUARTER & SUBSIDIARY
- COLORS SERVICE PROVIDER

GLOBAL LAYOUT

In 2015, COLORS began to establish cooperation mechanism for overseas channels.
Headquartered in Shenzhen, built up a sound brand distributor system and established in Belarus apart from those in Yangzhou and Jiangmen. So far, it has registered trademarks in 30 countries and regions worldwide. It carried out over 20 global promotional tours throughout the year with brand partners distributed worldwide. Products are exported to over 100 countries and regions inclusive of Southeast Asia, North America, Latin America, Africa, Australia, Middle East, Europe, etc. Besides, it dominates the European market and cooperates with many major well-known brands.

CERTIFICATION SYSTEM

Certification

COLORS has won the title of National High-tech Enterprise in 2016, and was qualified for ISO9001 Quality System and ISO14001 Environmental System Certifications.
All products have passed tests of third-party authoritative laboratory institutions and have obtained multiple quality certifications inclusive of CQC, CE, REACH, ROHS, UL, ETL, SAA, TUV, LM-80 etc. required by various countries and regions.

CQC Product Certification

ISO-9001& ISO-14001 Certifications

Award

COLORS strives to R&D in product and technology. So far, it has gained 3 invention patents and nearly 100 utility model patents and appearance patents.



Design Awards

PRODUCT CONCEPTS

COLORS is always customer-oriented and sticks to its design concepts "Minimalist, Innovation, Experience First". It brings "Modular, Professional, Smart" lighting products and "Innovative, Flexible to use, Easy to install" user experience to its customers. and besides offers "In-depth flexible customization" service and a "One-stop purchase" solution. Based on On-line Store, it further creates exclusive values like "effective dialogues, easy ordering, quick delivery and flexible stocking".

Modular Design

Make full use of modular design theory
For products to be playable, innovative, easy to install and effective for stocking.

Free Application

Break space limitation to make real infinite creativity of designers
Let light and space integrate perfectly and accomplish mutually

Professional Optics

Ultimate light color, deep anti-glare, precise light control
For lighting experience to be healthy, comfortable and human-centered

Flexible Customization

Guided by free application and diversified demands
Achieve flexible customization on photoelectric feature, length & special function.

Smart Connectivity

Combine wire, wireless, sensor and AI etc. smart lighting technology
Deeply match with mainstream dimming & smart control to create smarter light.

One-stop Matching

Rich in product categories for diversified demands
Offer complete drive control & matching solution for one-stop purchase

COLORS ONLINE STORE

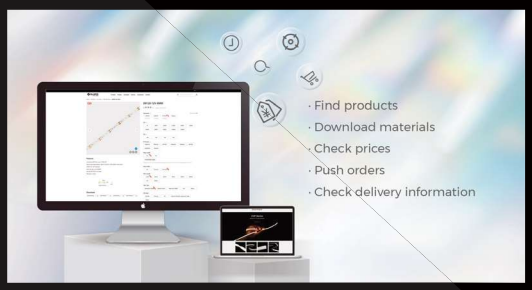

Flexible customization

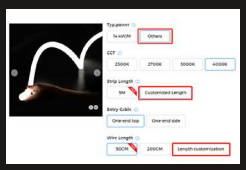

No MOQ

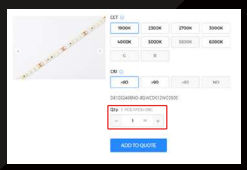

Instant Quote

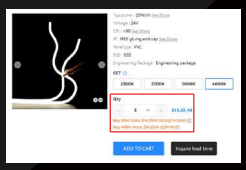

Automated delivery time notification

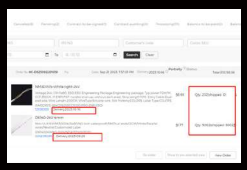

HOLA

Free-Dot System

- Recessed on ceiling, delicate in look
- Easy to install and replace
- 23 optics, flexible application

Contents

Linear lights

Modular

TLS-S40 & TLS-S60 23

Luminaires

SLIM25 55
LINE40 & LINE60 75
BASIC 125
SKYLINE 149

Profile

LLS-C 157
ALS 183
ALS ECO 229
LLS ECO 245

Track lights

220V High voltage track

TLS-H 263
TLS-EH 301

48V Magnetic track

TLSE-M20 & TLS-R 309
TLS-M15 339

Downlights

Free-dot

HOLA 359

Recessed

GENIE 2 387
PRINCE 2 401
MAGICUBE 413
SPARK 429

Linear Lights

COLORS' Linear lights, with more professional optical design and anti-glare concept, is featured in deep antiglare and precise light control. The series including Modular, Luminaries and Profile, can satisfy professional demands for indoor general lighting, accent lighting and special lighting. Together with smart control, it provides a full set of linear lighting solution for office, residential, commercial, and industrial space.

Product Series

Modular

TLS-S40 & TLS-S60

TLS-S40 & TLS-S60 is a modular linear system integrating linear module, spotlight module and sensor module in one fixture available in 45mm and 56mm. Its modular design and easy installation offers great convenience for DIY lighting design. Together with 11+ professional optics and intelligent control, it can meet professional needs for indoor general lighting, accent lighting and special lighting.



Luminaires

SLIM25

SLIM25 is a linear luminaire with 25mm slim luminous surface. It supports pendant, ceiling, recessed installation. It has multiple optics, can achieve diffuse ambient lighting, wall-washing, polarized lighting and anti-glare accent lighting, functional and full of linear charm.

BASIC

BASIC is a linear luminaire of 30/ 50/ 70mm width. It supports pendant, recessed installation, whole luminaire splicing, with on/ off, 1-10V, DALI2+Push dimming and Casambi/ Tuya smart control, can satisfy needs for flood lighting and indirect lighting.

LINE40 & LINE60

LINE40 & LINE60 is an all-powerful office light fixture available in 45mm and 56mm. It has 7 optics including 145lm/ W, UGR<19 diffuse module. Together with smart control, it can create a healthy and smart high-end office lighting.



SKYLINE

Linear lighting system SKYLINE series links two points together with an outright line. The line shuttle flexibly and freely in space like horse off the reins to form a myriad of creative styling, bringing up brand-new lighting experience with the charm of purest linear.



Product Series

Profile

LLS-C

LLS-C, of 35/ 55mm luminous surface, is available in any diameters and any radians. It can be spliced with 20m/ roll flexible diffuser and twisted 90°/ 180° to form creative 3D styling.

ALS

ALS Series, min. to 5mm in width, is designed for linear lights to perfectly fit into architectural settings such as plastered line, skirting board, corner, wall edge and floor etc. to achieve integrated lighting, full light look but in small profile.



ALS ECO

ALS ECO, is based on ALS Series to get upgrade on process to be more cost-effective. It can be recessed in micro scenes and corners to be profile-less full light look.

LLS ECO

LLS ECO, of 33-94mm width, supports down/ up&down lighting, pendant, recessed and ceiling installation. It can be cut, spliced and cornered in arbitrary length to form all kinds of creative styles, great flexibility in application.

TLS- S40 & TLS-S60 NEW

TLS-S40 & TLS-S60 is a modular linear system integrating linear module, spotlight module and sensor module in one fixture available in 45mm and 56mm. Its modular design and easy installation offers great convenience for DIY lighting design. Together with 11+ professional optics and intelligent control, it can meet professional needs for indoor general lighting, accent lighting and special lighting.

Product Overview

TLS-S40 Series

General Lighting

S40FD	S40FP	S40HP	S40BD
38	38	39	39
Diffuser	Prismatic Diffuser	Honeycomb	Louver

Accent lighting

S40G	S40S-42WA	S40S-42WB	S40S-25RB
40	40	41	41
Grating	Spotlight	Spotlight	Spotlight

Polarized lighting

S40LA	S40LS
42	42
Asymmetric	Double Asymmetric

Presence sensor

CS-S40

43

Base

Pendant/Ceiling

44

TLS-S60 Series

General Lighting

S60FD	S60FP	S60HP	S60BD
46	46	47	47
Diffuser	Prismatic Diffuser	Honeycomb	Louver

Accent lighting

S60G	S60S-52WA	S60S-42WA	S60S-42WB	S60S-35RB
48	48	49	49	50
Grating	Spotlight	Spotlight	Spotlight	Spotlight

Polarized lighting

S60LA	S60LS
50	51
Asymmetric	Double Asymmetric

Presence sensor

CS-S60

51

Base

Pendant/Ceiling	Recessed
52	52

Easy installation

- Modular design reduces learning costs
- Tool-less installation, 50% increase in installation efficiency
- Tool-free disassembly, easy maintenance

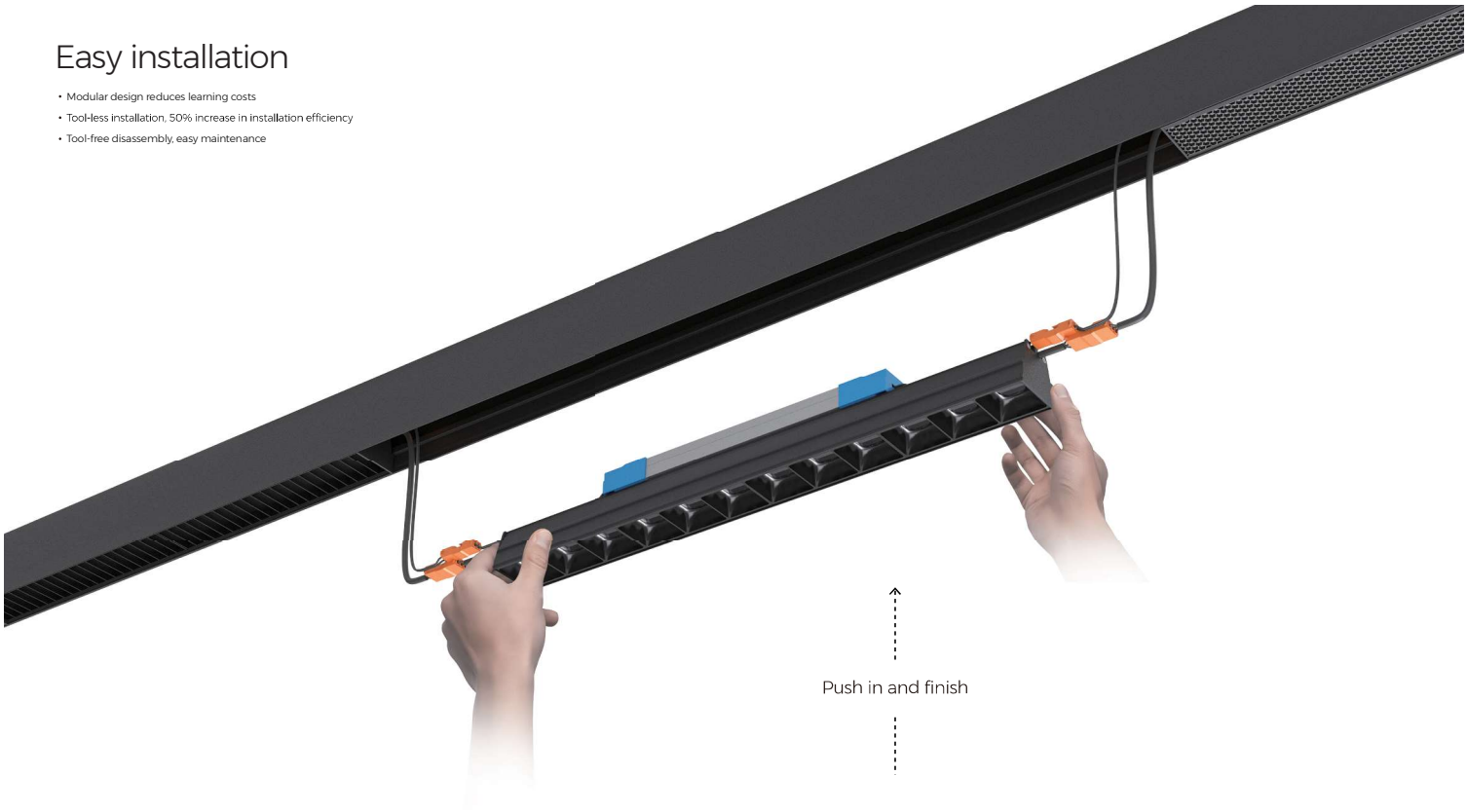

Quick connection

- Straightener splicing, more stable splicing, better splicing experience
- More convenient working at height

Push in and finish

Quick wiring

- Modules are plugged in and discharged, improving electrical connection efficiency by 90%
- 40M ultra-long single-ended power supply, reducing construction costs by 50%

Quick electrical connection

Extension cabel 1m/2m



Professional optics

A variety of optical options are available to meet a variety of needs

Anti-glare
UGR<19

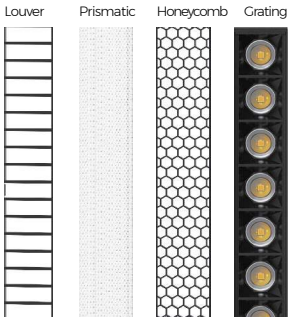

Glare Evaluation

X=4H,Y =8H	S = 0.25 H
Reflection factors	70/50/20
UGR transversal	<19
UGR axial	<19

3CCT Dial Switch

3000K
Warm light · Warm atmosphere

4300K
Neutral light · Soft and natural

6500K
Cold light · Bright and comfortable

* The color temperature of the grating module is 2700K/4000K/6500K



S40FD
Diffuser



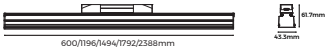

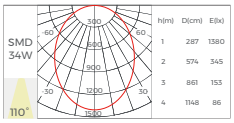

Luminaire Parameters					
Light source	2835				
SDCM	≤3 Step(ANSI)				
CRI	80\90				
CCT	2700\3000\4000\5000\6500\3CCT Dial Switch ①				
Length(mm)	600	1196	1494	1792	2388
Power(w)	17	34	46	51	68
Luminous flux(lm) (Normal version)	1870	3740	5060	5610	7480
Luminous flux(lm) (High-efficiency version)	2210	4420	5980	6630	8840
Light efficiency	110LM/W，130LM/W				
Beam angle	110°				
Coating	● Black ○ White				
Dimming method	Non/ DALI-2+PUSH/1-10V/ CASAMBI				
Input voltage	AC220-240V				
Application	Indoor				
IP grade	IP20				
Warranty	5 years (Emergency version: 3 years)				
Emergency lighting	3H optional				
Certification	CE, UKCA, Rohs, Reach				

* The above parameters are based on Ra80, 4000K, Light source
① The color temperature range of the 3CCT dial switch is 3000K/4300K/6500K

S40FP
Prismatic



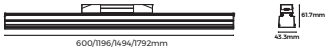

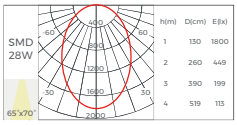

Luminaire Parameters				
Light source	2835			
SDCM	≤3 Step(ANSI)			
UGR	<19（X=4H, Y=8H）			
CRI	80\90			
CCT	2700\3000\4000\5000\6500\3CCT Dial Switch ①			
Length(mm)	600	1196	1494	1792
Power(w)	14	28	34	40
Luminous flux(lm) (Normal version)	1260	2520	3060	3600
Luminous flux(lm) (High-efficiency version)	1680	3360	4080	4800
Light efficiency	90LM/W, 120LM/W			
Beam angle	65° X70°			
Coating	● Black ○ White			
Dimming method	Non/ DALI-2+PUSH/1-10V/ CASAMBI			
Input voltage	AC220-240V			
Application	Indoor			
IP grade	IP20			
Warranty	5 years (Emergency version: 3 years)			
Emergency lighting	3H optional			
Certification	CE, UKCA, Rohs, Reach			

① The color temperature range of the 3CCT dial switch is 3000K/4500K/6500K

S40HP
Honeycomb



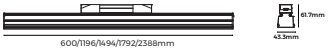

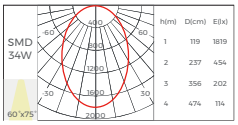

Luminaire Parameters					
Light source	2835				
SDCM	≤3 Step(ANSI)				
UGR	<19（X=4H, Y=8H）				
CRI	80\90				
CCT	2700\3000\4000\5000\6500\3CCT Dial Switch ①				
Length(mm)	600	1196	1494	1792	2388
Power(w)	17	34	46	51	68
luminous flux(lm)	1275	2550	3450	3825	5100
Light efficiency	75LM/W				
Beam angle	60° X75°				
Coating	● Black ○ White				
Dimming method	Non/ DALI-2+PUSH/1-10V/ CASAMBI				
Input voltage	AC220-240V				
Application	Indoor				
IP grade	IP20				
Warranty	5 years				
Certification	CE, UKCA, Rohs, Reach				

* The above parameters are based on Ra80, 4000K, Light source
① The color temperature range of the 3CCT dial switch is 3000K/4300K/6500K

S40BD
Louver



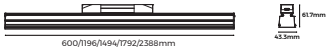

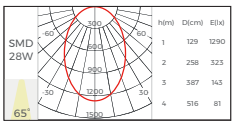

Luminaire Parameters					
Light source	2835				
SDCM	≤3 Step(ANSI)				
UGR	<19（X=4H, Y=8H）				
CRI	80\90				
CCT	2700\3000\4000\5000\6500\3CCT Dial Switch ①				
Length(mm)	600	1196	1494	1792	2388
Power(w)	14	28	34	40	56
luminous flux	910	1820	2210	2600	3640
Light efficiency	65LM/W				
Beam angle	65°				
Coating	● Black ○ White				
Dimming method	Non/ DALI-2+PUSH/1-10V/ CASAMBI				
Input voltage	AC220-240V				
Application	Indoor				
IP grade	IP20				
Warranty	5 years				
Certification	CE, UKCA, Rohs, Reach				

S40G
Grating

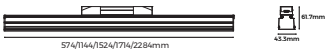

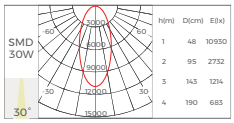

h(m)	D(cm)	E(lx)
1	48	10930
2	95	2732
3	143	1214
4	190	683

Luminaire Parameters					
Light source	3030				
SDCM	≤3 Step(ANSI)				
UGR	<10				
CRI	80\90				
CCT	2700\3000\4000\5000\6500\3CCT Dial Switch ①				
Length(mm)	574	1144	1524	1714	2284
Power(w)	15	30	40	44	60
luminous flux(lm)	1500	3000	4000	4400	6000
Light efficiency	100LM/ W				
Beam angle	18° / 30° / 45°				
Coating	● Black ○ White				
Dimming method	Non/ DALI-2+PUSH/ 1-10V/ CASAMBI				
Input voltage	AC220-240V				
Application	Indoor				
IP grade	IP20				
Warranty	5 years				
Certification	CE, UKCA, Rohs, Reach				

* The above parameters are based on Ra80, 4000K, 30° Light source
① The color temperature range of the 3CCT dial switch is 2700K/4000K/6500K

S40S-42WA
Spotlight

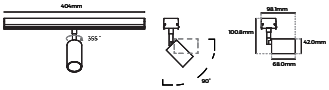

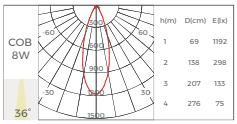

h(m)	D(cm)	E(lx)
1	69	1192
2	138	298
3	207	133
4	276	75

Luminaire Parameters	
Light source	Brigelux COB
SDCM	≤3 Step(ANSI)
UGR	<19
CRI	90
CCT	2700\3000\4000K
Length(mm)	400
Power(w)	8
luminous flux(lm)	520
Light efficiency	65LM/ W
Beam angle	24° / 36°
Coating	● Black ○ White
Dimming method	Non/ DALI-2+PUSH/ 1-10V optional
Input voltage	AC220-240V
Application	Indoor
IP grade	IP20
Warranty	3 years
Certification	CE, UKCA, Rohs, Reach

* The above parameters are based on Ra90, 4000K, 36° Light source

S40S-42WB
Spotlight

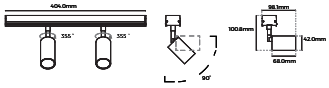

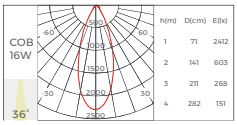

h(m)	D(cm)	E(lx)
1	71	2412
2	141	603
3	211	268
4	282	151

Luminaire Parameters	
Light source	Brigelux COB
SDCM	≤3 Step(ANSI)
UGR	<19
CRI	90
CCT	2700\3000\4000K
Length(mm)	400
Power(w)	16
luminous flux(lm)	1040
Light efficiency	65LM/ W
Beam angle	24° / 36°
Coating	● Black ○ White
Dimming method	Non/ DALI-2+PUSH/ 1-10V optional
Input voltage	AC220-240V
Application	Indoor
IP grade	IP20
Warranty	3 years
Certification	CE, UKCA, Rohs, Reach

* The above parameters are based on Ra90, 4000K, 36° Light source

S40S-25RB
Spotlight



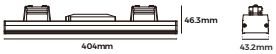

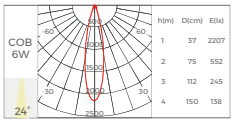

h(m)	D(cm)	E(lx)
1	37	2207
2	75	552
3	112	245
4	150	138

Luminaire Parameters	
Light source	Brigelux COB
SDCM	≤3 Step(ANSI)
UGR	<10
CRI	90
CCT	2700\3000\4000K
Length(mm)	400
Power(w)	6
luminous flux(lm)	390
Light efficiency	65LM/ W
Beam angle	24° / 36°
Coating	● Black ○ White
Dimming method	Non/ DALI-2+PUSH/ 1-10V optional
Input voltage	AC220-240V
Application	Indoor
IP grade	IP20
Warranty	3 years
Certification	CE, UKCA, Rohs, Reach

* The above parameters are based on Ra90, 4000K, 24° Light source

S40LA
Asymmetric



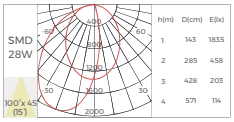

h(m)	D(cm)	E(lx)
1	143	1835
2	285	458
3	428	203
4	571	114

Luminaire Parameters					
Light source	3030				
SDCM	≤3 Step(ANSI)				
CRI	80\90				
CCT	2700\3000\4000\5000\6500\3CCT Dial Switch ①				
Length(mm)	600	1196	1494	1792	2388
Power(w)	14	28	34	40	56
luminous flux(lm)	1610	3220	3910	4600	6440
Light efficiency	115LM/ W				
Beam angle	(100° x45° x15°)				
Coating	● Black ○White				
Dimming method	Non/ DALI-2+PUSH/ 1-10V/ CASAMBI				
Input voltage	AC220-240V				
Application	Indoor				
IP grade	IP20				
Warranty	5 years				
Certification	CE, UKCA, Rohs, Reach				

* The above parameters are based on Ra80, 4000K. Light source
① The color temperature range of the 3CCT dial switch is 3000K/4000K/6500K

S40LS
Double asymmetric



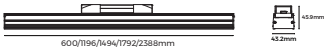

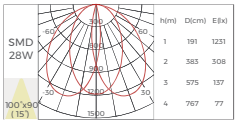

h(m)	D(cm)	E(lx)
1	191	1231
2	383	308
3	575	137
4	767	77

Luminaire Parameters					
Light source	3030				
SDCM	≤3 Step(ANSI)				
CRI	80\90				
CCT	2700\3000\4000\5000\6500\3CCT Dial Switch ①				
Length(mm)	600	1196	1494	1792	2388
Power(w)	14	28	34	40	56
luminous flux(lm)	1610	3220	3910	4600	6440
Light efficiency	115LM/ W				
Beam angle	(100° x90° x15°)				
Coating	● Black ○White				
Dimming method	Non/ DALI-2+PUSH/ 1-10V/ CASAMBI				
Input voltage	AC220-240V				
Application	Indoor				
IP grade	IP20				
Warranty	5 years				
Certification	CE, UKCA, Rohs, Reach				

CS-S40
Presence sensor



When the ambient light is insufficient, the luminaire will turn on when a motion detached.

When time-lapse mode ends, the luminaire will turn off if no motion detached.

Luminaire Parameters	
Length(mm)	300
Input voltage	220-240VAC
Power(max)	800W
Hold time	5S/ 30S/ 90S/ 5Min/ 20Min/ 30Min
Detection Area	100%/ 75%/ 50%/ 25%
Daylight Sensor	2lux/ 10lux/ 30lux/ 50lux/ Disable
Detecting Radius	4-6m(mounting height 3m)
Mounting Height	2.5-6 m
Detecting Angle	150°

Accessories

Picture	Section size	Name	Description	Model	Note
		Profile	Material:AL6063-T5 Surface processing:Spraying Size:L2500*W45*H83mm	PR-LS40	Pendant & Ceiling
		Profile end cap	Material:AL6063-T5 Surface processing:Spraying Size:L83*W45*H11.5mm	EC-LS40	Pendant & Ceiling
		Profile cover	Material:AL6063-T5 Surface processing:Spraying Size:L2500*W42.6*H29.6mm	CV-S40FB	Blind
	/	Flexible diffuser	Material:PC Light transmittance:≥75% Size:L20000*W37.8*H6.7mm L50000*W37.8*H6.7mm	CV-LS40FD	20m&50m Optional
		Profile splicing	Material:SPCC Size:L135*W41.4*H42.2mm	EX-46	Splicing bar (internal)
		Pendant rod	Material:Fe Size:ϕ13.5*(500/1000)mm Length:0.5-1.0/1.0-2.0M adjustable	PG-I	Installation accessory
	/	Pendant cable (with junction box)	Junction box L80*W80*H30mm Steel cable D1.5*2000/4000mm	PY-D	Installation accessory
	/	Pendant cable	Steel cable D1.5*2000/4000mm	PN-D	Installation accessory
		Pendant clip	Material:SUS304 Size:L31.6*W20mm*H5.8mm	CP-44	Installation accessory
	/	Ceiling clip	Material: Iron Zinc alloy Size:L72*W54*H5.9mm	CL-08	Installation accessory
	/	No Dimming line 1m/2m	Size:L72*W54*H5.9mm	1m：CM-11 2m：CM-13	Power feed cable
	/	Dimming line 1m/2m	Size:L72*W54*H5.9mm	1m：CM-12 2m：CM-14	Power feed cable

Picture	Section size	Name	Description	Model	Note
	/	2m 1-in-2-out power feed cable	Size:L72*W54*H5.9mm	CM-15	Power feed cable
	/	0.2m corner connection cable	Size:L72*W54*H5.9mm	CM-16	Power feed cable
		L-shaped corner (60°)	Material:AL6063-T5 Size:L200*W173.2*H83.0mm	L60-LS40	Without light source
		L-shaped corner (90°)	Material:AL6063-T5 Size:L200*W200*H83.0mm	L90-LS40	Without light source
		L-shaped corner (120°)	Material:AL6063-T5 Size:L200*W195.6*H83.0mm	L120-LS40	Without light source
		Y-shaped corner	Material:AL6063-T5 Size:L368.8*W319.4*H83.0mm	Y120-LS40	Without light source
		X-shaped corner	Material:AL6063-T5 Size:L400*W400*H83.0mm	X90-LS40	Without light source

S60FD
Diffuser



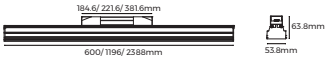

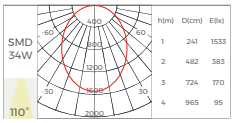

Luminaire Parameters			
Light source	2835		
SDCM	≤3 Step(ANSI)		
CRI	80\90		
CCT	2700\3000\4000\5000\6500\3CCT Dial Switch ①		
Length(mm)	600	1196	2388
Power(w)	17	34	68
Luminous flux(lm) (Normal version)	1904	3808	7616
Luminous flux(lm) (High-efficiency version)	2431	4862	9724
Light efficiency	110LM/ W，145M/ W		
Beam angle	110°		
Coating	● Black ○ White		
Dimming method	Non/ DALI-2+PUSH/ 1-10V/ Tuya/ CASAMBI		
Input voltage	AC220-240V		
Application	Indoor		
IP grade	IP20		
Warranty	5 years (Emergency version: 3 years)		
Emergency lighting	3H optional		
Certification	CE, CB, UKCA, SAA, Rohs, Reach		

* The above parameters are based on Ra80, 4000K, Light source

① The color temperature range of the 3CCT dial switch is 3000K/4300K/6500K

S60FP
Prismatic

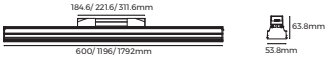

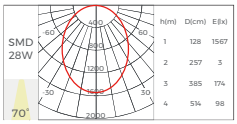

Luminaire Parameters			
Light source	2835		
SDCM	≤3 Step(ANSI)		
UGR	<19（X=4H, Y=8H）		
CRI	80\90		
CCT	2700\3000\4000\5000\6500\3CCT Dial Switch ①		
Length(mm)	600	1196	1792
Power(w)	14	28	40
luminous flux(lm)	1200	2380	3400
Light efficiency	85LM/ W		
Beam angle	70°		
Coating	● Black ○ White		
Dimming method	Non/ DALI-2+PUSH/ 1-10V/ Tuya/ CASAMBI		
Input voltage	AC220-240V		
Application	Indoor		
IP grade	IP20		
Warranty	5 years (Emergency version: 3 years)		
Emergency lighting	3H optional		
Certification	CE, CB, UKCA, SAA, Rohs, Reach		

① The color temperature range of the 3CCT dial switch is 3000K/4500K/6500K

S60HP
Honeycomb



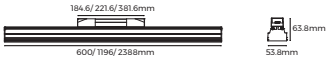

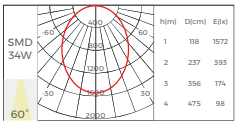

Luminaire Parameters			
Light source	2835		
SDCM	≤3 Step(ANSI)		
UGR	<19（X=4H, Y=8H）		
CRI	80\90		
CCT	2700\3000\4000\5000\6500\3CCT Dial Switch ①		
Length(mm)	600	1196	2388
Power(w)	17	34	68
luminous flux(lm)	990	1980	3950
Light efficiency	60LM/ W		
Beam angle	60°		
Coating	● Black ○ White		
Dimming method	Non/ DALI-2+PUSH/ 1-10V/ Tuya/ CASAMBI		
Input voltage	AC220-240V		
Application	Indoor		
IP grade	IP20		
Warranty	5 years		
Certification	CE, CB, UKCA, SAA, Rohs, Reach		

* The above parameters are based on Ra80, 4000K, Light source

① The color temperature range of the 3CCT dial switch is 3000K/4300K/6500K

S60BD
Louver



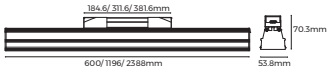

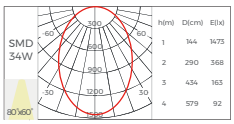

Luminaire Parameters			
Light source	2835		
SDCM	≤3 Step(ANSI)		
UGR	<19（X=4H, Y=8H）		
CRI	80\90		
CCT	2700\3000\4000\5000\6500\3CCT Dial Switch ①		
Length(mm)	600	1196	2388
Power(w)	17	34	68
luminous flux	1110	2210	4420
Light efficiency	65LM/ W		
Beam angle	(80° x60°)		
Coating	● Black ○ White		
Dimming method	Non/ DALI-2+PUSH/ 1-10V/ Tuya/ CASAMBI		
Input voltage	AC220-240V		
Application	Indoor		
IP grade	IP20		
Warranty	5 years		
Certification	CE, CB, UKCA, SAA, Rohs, Reach		

S60G
Grating



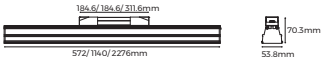

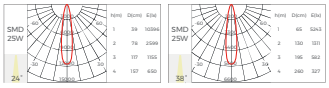

Luminaire Parameters			
Light source	3030		
SDCM	≤3 Step(ANSI)		
UGR	<10		
CRI	80\90		
CCT	2700\3000\4000\5000\6500\3CCT Dial Switch ①		
Length(mm)	572	1140	2276
Power(w)	12	25	50
luminous flux(lm)	1104	2300	4600
Light efficiency	92LM/ W		
Beam angle	24° / 38°		
Coating	● Black ○ White		
Dimming method	Non/ DALI-2+PUSH/ 1-10V/ Tuya/ CASAMBI		
Input voltage	AC220-240V		
Application	Indoor		
IP grade	IP20		
Warranty	5 years		
Certification	CE, CB, UKCA, SAA, Rohs, Reach		

* The above parameters are based on Ra80, 4000K, 24° Light source
① The color temperature range of the 3CCT dial switch is 2700K/4000K/6500K

S60S-52WA
Spotlight

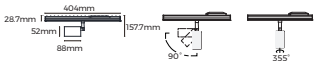

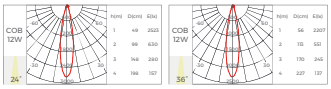

Luminaire Parameters	
Light source	Brigelux COB
SDCM	≤3 Step(ANSI)
UGR	<10
CRI	90
CCT	3000\3500\4000K
Length(mm)	404
Power(w)	8
luminous flux(lm)	560
Light efficiency	70LM/ W
Beam angle	24° / 36°
Coating	● Black ○ White
Dimming method	Non/ DALI-2+PUSH/ 1-10V optional
Input voltage	AC220-240V
Application	Indoor
IP grade	IP20
Warranty	3 years
Certification	CE, CB, UKCA, SAA, Rohs, Reach

* The above parameters are based on Ra90, 4000K, 24° Light source

S60S-42WA
Spotlight

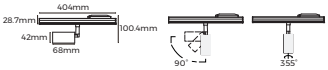

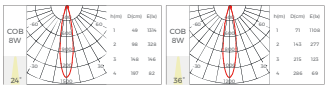

Luminaire Parameters	
Light source	Brigelux COB
SDCM	≤3 Step(ANSI)
UGR	<10
CRI	90
CCT	3000\3500\4000K
Length(mm)	404
Power(w)	8
luminous flux(lm)	440/560
Light efficiency	55/70LM/ W
Beam angle	24° / 36°
Coating	● Black ○ White
Dimming method	Non/ DALI-2+PUSH/ 1-10V optional
Input voltage	AC220-240V
Application	Indoor
IP grade	IP20
Warranty	3 years
Certification	CE, CB, UKCA, SAA, Rohs, Reach

* The above parameters are based on Ra90, 4000K, 24° Light source

S60S-42WB
Spotlight



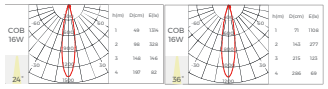

Luminaire Parameters	
Light source	Brigelux COB
SDCM	≤3 Step(ANSI)
UGR	<10
CRI	90
CCT	3000\3500\4000K
Length(mm)	404
Power(w)	16
luminous flux(lm)	880/1120
Light efficiency	55/70LM/ W
Beam angle	24° / 36°
Coating	● Black ○ White
Dimming method	Non/ DALI-2+PUSH/ 1-10V optional
Input voltage	AC220-240V
Application	Indoor
IP grade	IP20
Warranty	3 years
Certification	CE, CB, UKCA, SAA, Rohs, Reach

S60S-35RB
Spotlight

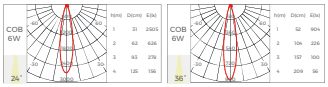

Luminaire Parameters	
Light source	Brigelux COB
SDCM	≤3 Step(ANSI)
UGR	<10
CRI	90
CCT	2700\3000\3500\4000\5000K
Length(mm)	404
Power(w)	6
luminous flux(lm)	360
Light efficiency	60LM/ W
Beam angle	24° / 36°
Coating	● Black ○ White
Dimming method	Non/ DALI-2+PUSH/ 1-10V optional
Input voltage	AC220-240V
Application	Indoor
IP grade	IP20
Warranty	3 years
Certification	CE, CB, UKCA, SAA, Rohs, Reach

* The above parameters are based on Ra90, 4000K, 24° Light source

S60LA
Asymmetric



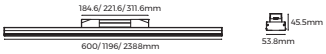

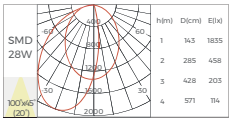

Luminaire Parameters			
Light source	3030		
SDCM	≤3 Step(ANSI)		
CRI	80\90		
CCT	2700\3000\4000\5000\6500\3CCT Dial Switch ①		
Length(mm)	600	1196	2388
Power(w)	14	28	56
luminous flux(lm)	1630	3250	6500
Light efficiency	116LM/ W		
Beam angle	(100° x45° x20°)		
Coating	● Black ○ White		
Dimming method	Non/ DALI-2+PUSH/ 1-10V/ Tuya/ CASAMBI		
Input voltage	AC220-240V		
Application	Indoor		
IP grade	IP20		
Warranty	5 years		
Certification	CE, CB, UKCA, SAA, Rohs, Reach		

* The above parameters are based on Ra80, 4000K, Light source
① The color temperature range of the 3CCT dial switch is 3000K/4000K/6500K

S60LS
Double asymmetric



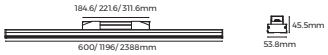

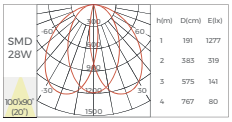

Luminaire Parameters			
Light source	3030		
SDCM	≤3 Step(ANSI)		
CRI	80\90		
CCT	2700\3000\4000\5000\6500\3CCT Dial Switch ①		
Length(mm)	600	1196	2388
Power(w)	14	28	56
luminous flux(lm)	1630	3250	6500
Light efficiency	116LM/ W		
Beam angle	(100° x90° x20°)		
Coating	● Black ○ White		
Dimming method	Non/ DALI-2+PUSH/ 1-10V/ Tuya/ CASAMBI		
Input voltage	AC220-240V		
Application	Indoor		
IP grade	IP20		
Warranty	5 years		
Certification	CE, CB, UKCA, SAA, Rohs, Reach		

* The above parameters are based on Ra80, 4000K, Light source
① The color temperature range of the 3CCT dial switch is 3000K/4000K/6500K

CS-S60
Presence sensor

When the ambient light is insufficient, the luminaire will turn on when a motion detached.

When time-lapse mode ends, the luminaire will turn off if no motion detached.

Luminaire Parameters	
Size	L304*W53.8*H38.7mm
Input voltage	220-240VAC
Power(max)	800W
Hold time	5S/ 30S/ 90S/ 5Min/ 20Min/ 30Min
Detection Area	100%/ 75%/ 50%/ 25%
Daylight Sensor	2lux/ 10lux/ 30lux/ 50lux/ Disable
Detecting Radius	4-6m(mounting height 3m)
Mounting Height	2.5-6 m
Detecting Angle	150°

Accessories

Picture	Section size	Name	Description	Model	Note
		Profile	Material：AL6063-T5 Surface processing：Spray Size：L2500*W56*H85mm	PR-S60	Pendant & Ceiling
		Profile	Material：AL6063-T5 Surface processing：Spray Size：L2500*W76*H85mm	PR-LE60	Recessed
		Profile end cap	Material：AL6063-T5 Surface processing：Spray Size：L85*W56*H2mm	EC-LS60(N)	Pendant & Ceiling
		Profile end cap	Material：AL6063-T5 Surface processing：Spray Size：L85*W76*H9mm	EC-LE60	Recessed
		Profile cover	Material：AL6063-T5 Surface processing：Spray Size：L2500*W52.2*H22.8mm	CV-S60FB	Blind
	/	Flexible diffuser	Material: PC Size：L50000*W48.8*H5.6mm	CV-LS5470FD(F)	Cover
		Profile splicing	Material:SPCC Size:L135*W51.0*H51.5mm	EX-45	Splicing bar (internal)
		Pendant rod	Material:Fe Size:φ13.5*(500/1000)mm Length:0.5-1.0/1.0-2.0M adjustable	PG-I	Installation accessory
	/	Pendant cable (with junction box)	Junction box L80*W80*H30mm Steel cable D1.5*2000/4000mm	PY-D	Installation accessory
	/	Pendant cable	Steel cable D1.5*2000/4000mm	PN-D	Installation accessory
		Pendant clip	Material:SUS304 Size：L36.3*W20*H7mm	CP-16	Installation accessory
	/	Ceiling clip	Material: Iron Zinc alloy Size：L90.5*W54*H5.9mm	CL-06	Installation accessory
		Ceiling clip	Material:SUS304 Size：L41.2*W20*H5.8mm	CP-30	Installation accessory

Picture	Section Size	Name	Description	Model	Note
		Recessed clip	Material:SPCC Size:L100.7*W56.6*H84.5mm	RN-09	Installation accessory
	/	No Dimming line 1m/2m	Used for power access of the first module or in between modules	1m：CM-11 2m：CM-13	Power feed cable
	/	Dimming line 1m/2m	Used for power access of the first module or in between modules	1m：CM-12 2m：CM-14	Power feed cable
	/	2m 1-in-2-out power feed cable	Used for external power access between two modules	CM-15	Power feed cable
	/	0.2m corner connection cable	Used for power access in between T/X-shaped cornered modules	CM-16	Power feed cable
	/	L-shaped corner (90°)	Without lighting source; Size：L200*W200*H85mm	L90-LS60	Without light source
	/	L-shaped corner (light from inward) (90°)	Without lighting source; Size：L200*W200*H85mm	L90N-LS60	Without light source
	/	L-shaped corner (light from outward) (90°)	Without lighting source; Size：L200*W200*H85mm	L90W-LS60	Without light source
	/	X-shaped corner	Without lighting source; Size：L350*W350*H85mm	X90-LS60	Without light source
	/	T-shaped corner	Without lighting source; Size：L305*W188*H85mm	T90- LS60	Without light source

SLIM25

SLIM25 is a linear luminaire with 25mm slim luminous surface. It supports pendant, ceiling, recessed installation. It has multiple optics, can achieve diffuse ambient lighting, wall-washing, polarized lighting and anti-glare accent lighting, functional and full of linear charm.

Product Overview

	Pendant DC 24V		Pendant (Direct & indirect lighting) DC 24V		Ceiling DC 24V		Recessed DC 24V		Wall mounted AC 220V
General Lighting	LS25FD 60 Diffuser	LS25FP 61 Prismatic Diffuser	LH25FD 63 Diffuser	LH25FP 64 Prismatic Diffuser	LM25FD 66 Diffuser	LM25FP 67 Prismatic Diffuser	LE25FD 70 Diffuser	LE25FP 71 Prismatic Diffuser	LC25FD 72 Diffuser
Accent lighting	LS25G(A) 62 Grating		LH25G(A) 65 Grating		LM25G(A) 67 Grating		LE25G(A) 71 Grating		
Polarized lighting					LM25LA 68 Asymmetric	LM23GW 68 Wall washing	LM26G 69 Grazing	LE25LA 72 Asymmetric	

Multiple installation and multiple optics

LS25FD DC 24V
Diffuser



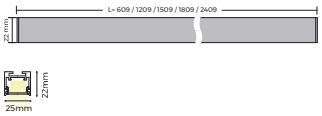

Basic Parameters

Installation	Pendant
Material	AL6063-T5, spraying surface/ anodizing
Coating	Silver anodized, Black, White
Dimming method	No Power supply
Input voltage	DC24V
Warranty	5 years
Certification	CE, Rohs, Reach

Installation Accessories

Whole luminaire splicing bars	EX-29 105*23*8.1mm	
Splicing bars	EX-31 100*15.5*2mm	
Power box 100w Non dimming	PB-02 574*25*50mm	
Power box 100w 1-10v dimming	PB-04 574*35*60mm	

Luminaire Parameters

Light source	2835				
SDCM	≤3 Step(ANSI)				
CRI	80\90				
CCT	2700\3000\4000\5000\6500K				
Length (mm)	609	1209	1509	1809	2409
Power (w)	12	24	30	36	48
Luminous flux (lm)	1260	2520	3150	3780	5040
Light efficiency	105LM/ W				
Beam angle	100°				

* The above parameters are based on Ra80, 4000K Light source.

Corner Accessories

L-shaped	L90-LS25 277X277X22mm	
T-shaped	T90-LS25 529X277X22mm	
X-shaped	X90-LS25 529X529X22mm	

* All corners are available in with/without light source.

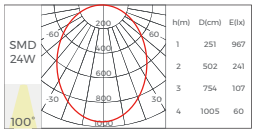

h(m)	D(cm)	E(lx)
1	251	967
2	502	241
3	754	107
4	1005	60

LS25FP DC 24V
Prismatic



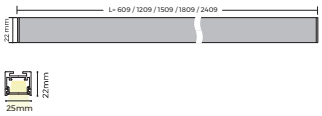

Basic Parameters

Installation	Pendant
Material	AL6063-T5, spraying surface/ anodizing
Coating	Silver anodized, Black, White
Dimming method	No Power supply
Input voltage	DC24V
Warranty	5 years
Certification	CE, Rohs, Reach

Installation Accessories

Whole luminaire splicing bars	EX-29 105*23*8.1mm	
Splicing bars	EX-31 100*15.5*2mm	
Power box 100w Non dimming	PB-02 574*25*50mm	
Power box 100w 1-10v dimming	PB-04 574*35*60mm	

Luminaire Parameters

Light source	2835				
SDCM	≤3 Step(ANSI)				
CRI	80\90				
CCT	2700\3000\4000\5000\6500K				
Length (mm)	609	1209	1509	1809	2409
Power (w)	12	24	30	36	48
Luminous flux (lm)	1260	2520	3150	3780	5040
Light efficiency	105LM/ W				
Beam angle	70°				

* The above parameters are based on Ra80, 4000K Light source.

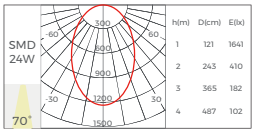

h(m)	D(cm)	E(lx)
1	121	1641
2	243	410
3	365	182
4	487	102

LS25G(A) DC 24V

Grating



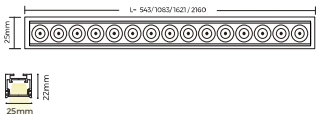

Basic Parameters

Installation	Pendant
Material	AL6063-T5, spraying surface/ anodizing
Coating	Silver anodized, Black, White
Dimming method	No Power supply
Input voltage	DC24V
Warranty	5 years
Certification	CE, Rohs, Reach

Installation Accessories

Whole luminaire splicing bars	EX-29 105*23*8.1mm	
Splicing bars	EX-31 100*15.5*2mm	
Power box 100w Non dimming	PB-02 574*25*50mm	
Power box 100w 1-10v dimming	PB-04 574*35*60mm	

Luminaire Parameters

Light source	2835			
SDCM	≤5 Step(ANSI)			
UGR	<10			
CRI	80\90			
CCT	2700\3000\4000\5000\6500K			
Length (mm)	543	1083	1621	2160
Power (w)	11	22	33	44
Luminous flux (lm)	935	1870	2805	3740
Light efficiency	85LM/ W			
Beam angle	30°\55°			

* The above parameters are based on Ra80, 4000K , 30°, Light source.

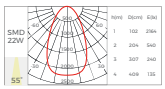

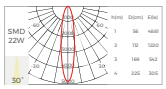

LH25FD DC 24V

Diffuser



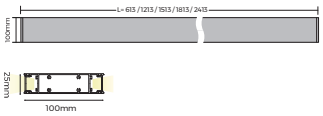

Basic Parameters

Installation	Pendant
Material	AL6063-T5, spraying surface/ anodizing
Coating	Silver anodized, Black, White
Dimming method	No Power supply
Input voltage	DC24V
Warranty	5 years
Certification	CE, Rohs, Reach

Installation Accessories

Splicing bars	EX-30 80*22*15mm	
Power box 100w Non dimming	PB-02 574*25*50mm	
Power box 100w 1-10v dimming	PB-04 574*35*60mm	

Luminaire Parameters

Light source	2835				
SDCM	≤3 Step(ANSI)				
CRI	80\90				
CCT	2700\3000\4000\5000\6500K				
Length (mm)	613	1213	1513	1813	2413
Power (w)	24	48	60	72	96
Luminous flux (lm) (Up)	950	1900	2380	2850	3800
Luminous flux (lm) (Down)	1210	2420	3020	3630	4840
Light efficiency	90LM/ W				
Beam angle	Up: 100° , Down: 100°				

* The above parameters are based on Ra80, 4000K Light source.

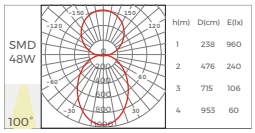

Corner Accessories

L-shaped	L90-LH25 277X277X100mm	
T-shaped	T90-LH25 529X277X100mm	
X-shaped	X90-LH25 529X529X100mm	

* All corners are available in with/without light source.

LH25FP DC 24V
Diffuser



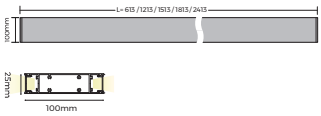

Basic Parameters

Installation	Pendant
Material	AL6063-T5, spraying surface/ anodizing
Coating	Silver anodized, Black, White
Dimming method	No Power supply
Input voltage	DC24V
Warranty	5 years
Certification	CE, Rohs, Reach

Installation Accessories

Splicing bars	EX-30 80*22*15mm	
Power box 100w Non dimming	PB-02 574*25*50mm	
Power box 100w 1-10v dimming	PB-04 574*35*60mm	

Luminaire Parameters

Light source	2835				
SDCM	≤3 Step(ANSI)				
CRI	80\90				
CCT	2700\3000\4000\5000\6500K				
Length (mm)	613	1213	1513	1813	2413
Power (w)	24	48	60	72	96
Luminous flux (lm) (Up)	860	1730	2160	2590	3450
Luminous flux (lm) (Down)	1300	2590	3240	3890	5190
Light efficiency	90LM/ W				
Beam angle	Up: 100°, Down: 70°				

* The above parameters are based on Ra80, 4000K Light source.

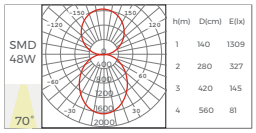

LH25G(A) DC 24V
Grating



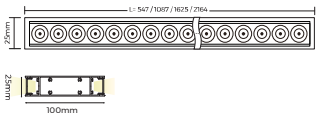

Basic Parameters

Installation	Pendant
Material	AL6063-T5, spraying surface/ anodizing
Coating	Silver anodized, Black, White
Dimming method	No Power supply
Input voltage	DC24V
Warranty	5 years
Certification	CE, Rohs, Reach

Installation Accessories

Splicing bars	EX-30 80*22*15mm	
Power box 100w Non dimming	PB-02 574*25*50mm	
Power box 100w 1-10v dimming	PB-04 574*35*60mm	

Luminaire Parameters

Light source	2835			
SDCM	≤3 Step(ANSI)			
UGR	<10			
CRI	80\90			
CCT	2700\3000\4000\5000\6500K			
Length (mm)	547	1087	1625	2164
Power (w)	22	44	66	88
Luminous flux (lm) (Up)	570	1140	1720	2290
Luminous flux (lm) (Down)	860	1720	2570	3430
Light efficiency	65LM/ W			
Beam angle	Up: 100°, Down: 30°/55°			

* The above parameters are based on Ra80, 4000K, 30°, Light source.

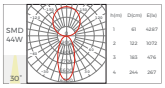

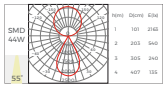

LM25FD DC 24V
Diffuser

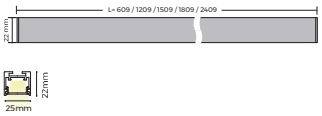

Basic Parameters	
Installation	Ceiling
Material	AL6063-T5, spraying surface/ anodizing
Coating	Silver anodized, Black, White
Dimming method	No Power supply
Input voltage	DC24V
Warranty	5 years
Certification	CE, Rohs, Reach

Luminaire Parameters					
Light source	2835				
SDCM	≤3 Step(ANSI)				
CRI	80\90				
CCT	2700\3000\4000\5000\6500K				
Length (mm)	609	1209	1509	1809	2409
Power (w)	12	24	30	36	48
Luminous flux (lm)	1260	2520	3150	3780	5040
Light efficiency	105LM/ W				
Beam angle	100°				

* The above parameters are based on Ra80, 4000K Light source.

Installation Accessories	
Splicing bars	EX-31 100*15.5*2mm

Corner Accessories	
L-shaped	L90-LM25 277X277X22mm
T-shaped	T90-LM25 529X277X22mm
X-shaped	X90-LM25 529X529X22mm

* All corners are available in with/without light source.

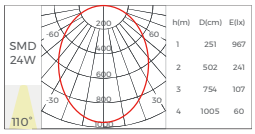

h(m)	D(cm)	E(lx)
1	251	967
2	502	241
3	754	107
4	1005	60

LM25FP DC 24V
Prismatic

Basic Parameters	
Installation	Ceiling
Material	AL6063-T5, spraying surface/ anodizing
Coating	Silver anodized, Black, White
Dimming method	No Power supply
Input voltage	DC24V
Warranty	5 years
Certification	CE, Rohs, Reach

Installation Accessories	
Splicing bars	EX-31 100*15.5*2mm

Luminaire Parameters					
Light source	2835				
SDCM	≤3 Step(ANSI)				
CRI	80\90				
CCT	2700\3000\4000\5000\6500K				
Length (mm)	609	1209	1509	1809	2409
Power (w)	12	24	30	36	48
Luminous flux (lm)	1260	2520	3150	3780	5040
Light efficiency	105LM/ W				
Beam angle	70°				

* The above parameters are based on Ra80, 4000K Light source.

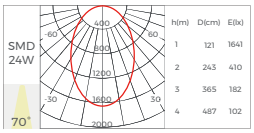

h(m)	D(cm)	E(lx)
1	121	1641
2	243	410
3	365	182
4	487	102

LM25G(A) DC 24V
Grating



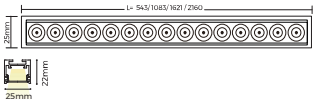

Basic Parameters	
Installation	Ceiling
Material	AL6063-T5, spraying surface/ anodizing
Coating	Silver anodized, Black, White
Dimming method	No Power supply
Input voltage	DC24V
Warranty	5 years
Certification	CE, Rohs, Reach

Installation Accessories	
Splicing bars	EX-31 100*15.5*2mm

Luminaire Parameters				
Light source	2835			
SDCM	≤3 Step(ANSI)			
UGR	<10			
CRI	80\90			
CCT	2700\3000\4000\5000\6500K			
Length (mm)	543	1083	1621	2160
Power (w)	11	22	33	44
Luminous flux (lm)	935	1870	2805	3740
Light efficiency	85LM/ W			
Beam angle	30°\55°			

* The above parameters are based on Ra80, 4000K , 30°, Light source.

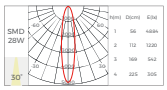

h(m)	D(cm)	E(lx)
1	56	4484
2	112	1220
3	169	542
4	225	305

h(m)	D(cm)	E(lx)
1	102	2164
2	204	540
3	307	240
4	409	135

LM25LA DC 24V
Asymmetric

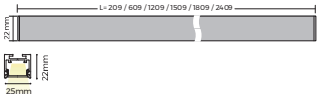

Basic Parameters

Installation	Ceiling
Material	AL6063-T5, spraying surface/ anodizing
Coating	Silver anodized, Black, White
Dimming method	No Power supply
Input voltage	DC24V
Warranty	5 years
Certification	CE, Rohs, Reach

Installation Accessories

Splicing bars	EX-31 100*15.5*2mm

Luminaire Parameters

Light source	2835					
SDCM	≤3 Step(ANSI)					
CRI	80\90					
CCT	2700\3000\4000\5000\6500K					
Length (mm)	209	609	1209	1509	1809	2409
Power (w)	6	12	24	30	36	48
Luminous flux (lm)	720	1440	2880	3600	4320	5760
Light efficiency	120LM/ W					
Beam angle	(95° x50° x15°)					

* The above parameters are based on Ra80, 4000K Light source.

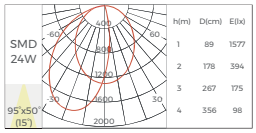

h(m)	D(cm)	E(lx)
1	89	1577
2	178	394
3	267	175
4	356	98

LM23GW DC 24V
Wall washer



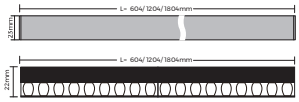

Basic Parameters

Installation	Ceiling
Material	AL6063-T5, spraying surface
Coating	Black, White
Dimming method	No Power supply
Input voltage	DC24V
Warranty	5 years
Certification	CE, Rohs, Reach

Installation Accessories

Mounting clip	CL-23 119.2*15*6.1mm
JST male & female terminal cable	CM-17 300mm

Luminaire Parameters

Light source	3030		
SDCM	≤3 Step(ANSI)		
UGR	<10		
CRI	>90		
CCT	2700\3000\4000		
Length (mm)	604	1204	1804
Power (w)	14	28	42
Luminous flux (lm)	1120	2240	3360
Light efficiency	80LM/ W		
Beam angle	25° x60° x75°		

* The above parameters are based on Ra90, 4000K, Light source.

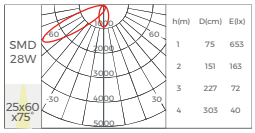

h(m)	D(cm)	E(lx)
1	75	653
2	151	163
3	227	72
4	303	40

LM26G DC 24V
Wall washer

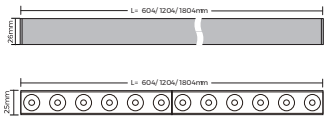

Basic Parameters

Installation	Ceiling
Material	AL6063-T5, spraying surface
Coating	Black, White
Dimming method	No Power supply
Input voltage	DC24V
Warranty	5 years
Certification	CE, Rohs, Reach

Installation Accessories

Mounting clip	CL-23 119.2*15*6.1mm
JST male & female terminal cable	CM-17 300mm
Adjustable mounting clip	CL-22 35*17.7*21.4mm
Baffle	PR-LM26 2500*5.87*42.7mm

Luminaire Parameters

Light source	3030		
SDCM	≤3 Step(ANSI)		
CRI	>90		
CCT	2700\3000\4000		
Length (mm)	604	1204	1804
Power (w)	14	28	42
Luminous flux (lm)	1120	2240	3360
Light efficiency	80LM/ W		
Beam angle	(15° x40°)/25°		

* The above parameters are based on Ra80, 4000K Light source.

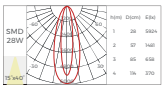

h(m)	D(cm)	E(lx)
1	28	5924
2	57	1481
3	85	658
4	114	370

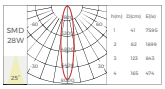

h(m)	D(cm)	E(lx)
1	41	7596
2	82	1899
3	123	843
4	165	474

LE25FD DC 24V
Diffuser





Basic Parameters

Installation	Recessed
Material	AL6063-T5, spraying surface/anodizing
Coating	Silver anodized, Black, White
Dimming method	No Power supply
Input voltage	DC24V
Warranty	5 years
Certification	CE, Rohs, Reach

Luminaire Parameters						
Light source	2835					
SDCM	≤3 Step(ANSI)					
CRI	80\90					
CCT	2700\3000\4000\5000\6500K					
Length (mm)	219	619	1219	1519	1819	2419
Power (w)	4	12	24	30	36	48
Luminous flux (lm)	420	1260	2520	3150	3780	5040
Light efficiency	105LM/ W					
Beam angle	100°					

* The above parameters are based on Ra80, 4000K Light source.

Installation Accessories		
Splicing bars	EX-31 100*15.5*2mm	

Corner Accessories		
L-shaped	L90-LE25 277X277X23mm	
T-shaped	T90-LE25 529X277X23mm	
X-shaped	X90-LE25 529X529X23mm	

* All corners are available in with/without light source.

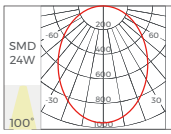

h(m)	D(cm)	E(lx)
1	251	960
2	502	240
3	754	107
4	1005	60

LE25FP DC 24V
Prismatic



Basic Parameters

Installation	Recessed
Material	AL6063-T5, spraying surface/anodizing
Coating	Silver anodized, Black, White
Dimming method	No Power supply
Input voltage	DC24V
Warranty	5 years
Certification	CE, Rohs, Reach

Installation Accessories		
Splicing bars	EX-31 100*15.5*2mm	

Luminaire Parameters						
Light source	2835					
SDCM	≤3 Step(ANSI)					
CRI	80\90					
CCT	2700\3000\4000\5000\6500K					
Length (mm)	219	619	1219	1519	1819	2419
Power (w)	4	12	24	30	36	48
Luminous flux (lm)	420	1260	2520	3150	3780	5040
Light efficiency	105LM/ W					
Beam angle	70°					

* The above parameters are based on Ra80, 4000K Light source.

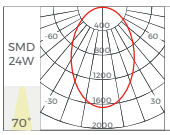

h(m)	D(cm)	E(lx)
1	121	1641
2	243	410
3	365	182
4	487	102

LE25G(A) DC 24V
Grating



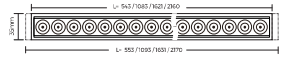

Basic Parameters

Installation	Recessed
Material	AL6063-T5, spraying surface/anodizing
Coating	Silver anodized, Black, White
Dimming method	No Power supply
Input voltage	DC24V
Warranty	5 years
Certification	CE, Rohs, Reach

Installation Accessories		
Splicing bars	EX-31 100*15.5*2mm	

Luminaire Parameters				
Light source	2835			
SDCM	≤3 Step(ANSI)			
UGR	<10			
CRI	80\90			
CCT	2700\3000\4000\5000\6500K			
Length (mm)	553	1093	1631	2170
Power (w)	11	22	33	44
Luminous flux (lm)	935	1870	2805	3740
Light efficiency	85LM/ W			
Beam angle	30°\55°			

* The above parameters are based on Ra80, 4000K , 30°, Light source.

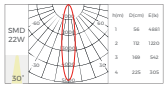

h(m)	D(cm)	E(lx)
1	56	4680
2	112	1220
3	169	542
4	225	305

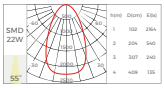

h(m)	D(cm)	E(lx)
1	102	2364
2	204	540
3	307	240
4	409	135

LE25LA DC 24V
Asymmetric

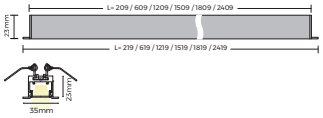

Basic Parameters

Installation	Recessed
Material	AL6063-T5, spraying surface/ anodizing
Coating	Silver anodized, Black, White
Dimming method	No Power supply
Input voltage	DC24V
Warranty	5 years
Certification	CE, Rohs, Reach

Installation Accessories

Splicing bars	EX-31 100*15.5*2mm

Luminaire Parameters

Light source	2835					
SDCM	≤3 Step(ANSI)					
CRI	80\90					
CCT	2700\3000\4000\5000\6500K					
Length (mm)	219	619	1219	1519	1819	2409
Power (w)	6	12	24	30	36	48
Luminous flux (lm)	720	1440	2880	3600	4320	5760
Light efficiency	120LM/ W					
Beam angle	(95° x50° x15°)					

* The above parameters are based on Ra80, 4000K Light source.

SMD 24W

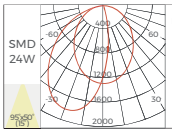

h(m)	D(cm)	E(lx)
1	89	1577
2	178	394
3	267	175
4	356	98

LC25FD AC 220V
Diffuser



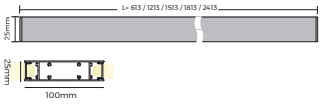

Basic Parameters

Installation	Wall mounted
Material	AL6063-T5, spraying surface/ anodizing
Coating	Silver anodized, Black, White
Dimming method	Non/1-10V/ DALI-2 optional
Input voltage	AC200-240V
Warranty	5 years
Certification	CE, Rohs, Reach

Luminaire Parameters

Light source	2835				
SDCM	≤3 Step(ANSI)				
CRI	80\90				
CCT	2700\3000\4000\5000\6500K				
Length (mm)	613	1213	1513	1813	2413
Power (w)	14	28	39	46	58
Luminous flux (lm) (Up)	700	1400	1950	2300	2900
Luminous flux (lm) (Down)	700	1400	1950	2300	2900
Light efficiency	100LM/ W				
Beam angle	Up: 100°, Down: 100°				

* The above parameters are based on Ra80, 4000K Light source.

SMD 28W

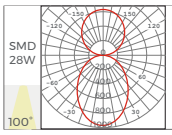

h(m)	D(cm)	E(lx)
1	4580	963
2	9161	240
3	13742	107
4	18323	60



LINE40 & LINE60

LINE40 & LINE60 is an all-powerful office light fixture available in 45mm and 56mm. It has 7 optics including 145lm/W, UGR<19 diffuse module. Together with smart control, it can create a healthy and smart high-end office lighting.

Product Overview

LINE40

Pendant/Ceiling

	LS40FD	LS40FP	LS40HP	LS40BD
General Lighting	88	89	90	91
	Diffuser	Prismatic Diffuser	Honeycomb	Louver
Accent lighting	92			
	Grating			
Polarizing lighting	93	94		
	Asymmetric	Double Asymmetric		

Pendant (Direct & indirect lighting)

	LH40FD	LH40FP	LH40HP	LH40BD
General Lighting	95	96	97	98
	Diffuser	Prismatic Diffuser	Honeycomb	Louver
Accent lighting	99			
	Grating			
Polarizing lighting	100	101		
	Asymmetric	Double Asymmetric		

Recessed

	LE40FD	LE40FP	LE40HP	LE40BD
General Lighting	102	103	104	105
	Diffuser	Prismatic Diffuser	Honeycomb	Louver
Accent lighting	106			
	Grating			
Polarizing lighting	107	108		
	Asymmetric	Double Asymmetric		

Product Overview
LINE60

Pendant/Ceiling

Pendant (Direct & indirect lighting)

General Lighting

LS60FD

Diffuser

LS60FP

Prismatic Diffuser

LS60HP

Honeycomb

LS60BD

Louver

LH60FD

Diffuser

LH60FP

Prismatic Diffuser

LH60HP

Honeycomb

LH60BD

Louver

Accent lighting

LS60G

Grating

LH60G

Grating

Polarizing lighting

LS60LA

Asymmetric

LS60LS

Double Asymmetric

LH60LA

Asymmetric

LH60LS

Double Asymmetric

Professional optics

A variety of optical options are available to meet a variety of needs

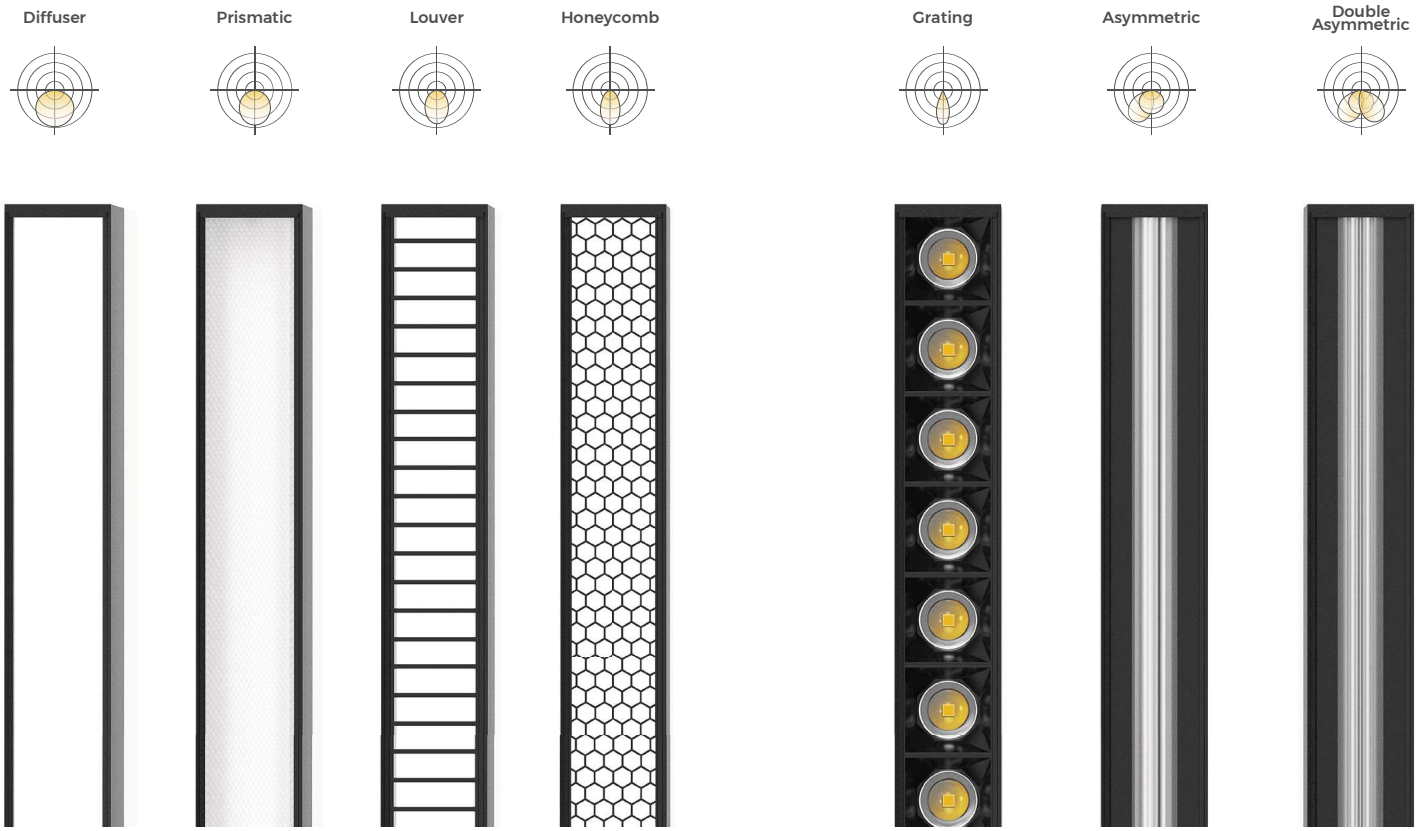

Anti-glare
UGR<19

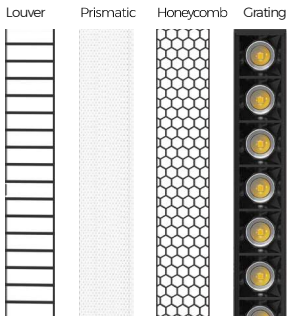

Glare Evaluation

X=4H,Y =8H	S = 0.25 H
Reflection factors	70/50/20
UGR transversal	<19
UGR axial	<19

3CCT Dial Switch



3000K
Warm light · Warm atmosphere

4300K
Neutral light · Soft and natural

6500K
Cold light · Bright and comfortable

* The color temperature of the grating module is 2700K/4000K/6500K



LS40FD
Diffuser



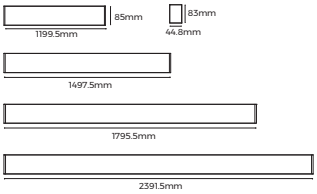

Basic Parameters	
Installation	Pendant, Ceiling
Lighting direction	Downward
Material	AL6063-T5, Spraying surface
Coating	Black, White
Dimming method	Non/DALI-2+PUSH/1-10V/Casambi optional
Input voltage	AC220-240V
Application	Indoor
IP grade	IP20
Warranty	5 years (Emergency/Casambi: 3 years)
Emergency lighting	3H optional
Certification	CE, UKCA, Rohs, Reach

Installation Accessories		
Pendant Cable (with junction box)	PY-D	
Pendant Cable	PN-D	
Pendant clip	CP-44 31.6X20X5.8mm	
Ceiling accessory	CL-08 72X54X5.9mm	
Pendant Rod	PG-I	
Whole luminaire splicing bars	EX-41 110X15.5X11.7mm	

Luminaire Parameters				
Light source	2835			
SDCM	≤3 Step(ANSI)			
CRI	80\90			
CCT	2700\3000\4000\5000\6500\3CCT Dial Switch ①			
Length (mm)	1199.5	1497.5	1795.5	2391.5
Power (w)	34	46	51	68
Luminous flux (lm) (Normal version)	3740	5060	5610	7480
Luminous flux (lm) (High-efficiency version)	4420	5980	6630	8840
Light efficiency	110LM/ W, 130M/ W			
Beam angle	110°			

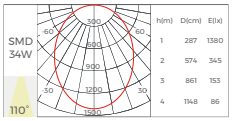

h(m)	D(cm)	E(lx)
1	287	1380
2	574	345
3	861	153
4	1148	86

* The above parameters are based on Ra80, 4000K Light source.

① The color temperature range of the 3CCT dial switch is 3000K/4300K/6500K

LS40FP
Prismatic



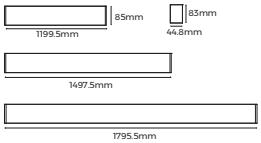

Basic Parameters	
Installation	Pendant, Ceiling
Lighting direction	Downward
Material	AL6063-T5, Spraying surface
Coating	Black, White
Dimming method	Non/DALI-2+PUSH/1-10V/Casambi optional
Input voltage	AC220-240V
Application	Indoor
IP grade	IP20
Warranty	5 years (Emergency/Casambi: 3 years)
Emergency lighting	3H optional
Certification	CE, UKCA, Rohs, Reach

Installation Accessories		
Pendant Cable (with junction box)	PY-D	
Pendant Cable	PN-D	
Pendant clip	CP-44 31.6X20X5.8mm	
Ceiling accessory	CL-08 72X54X5.9mm	
Pendant Rod	PG-I	
Whole luminaire splicing bars	EX-41 110X15.5X11.7mm	

Luminaire Parameters			
Light source	2835		
SDCM	≤3 Step(ANSI)		
UGR	<19（X=4H, Y=8H）		
CRI	80\90		
CCT	2700\3000\4000\5000\6500\3CCT Dial Switch ①		
Length (mm)	1199.5	1497.5	1795.5
Power (w)	28	34	40
Luminous flux (lm) (Normal version)	2520	3060	3600
Luminous flux (lm) (High-efficiency version)	3360	4080	4800
Light efficiency	90LM/ W, 120LM/ W		
Beam angle	65°x70°		

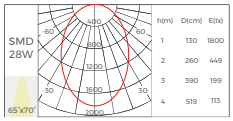

h(m)	D(cm)	E(lx)
1	130	1800
2	260	449
3	390	199
4	519	113

* The above parameters are based on Ra80, 4000K Light source.

① The color temperature range of the 3CCT dial switch is 3000K/4500K/6500K

LS40HP
Honeycomb

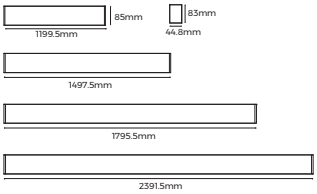

Basic Parameters	
Installation	Pendant, Ceiling
Lighting direction	Downward
Material	AL6063-T5, Spraying surface
Coating	Black, White
Dimming method	Non/DALI-2+PUSH/1-10V/Casambi optional
Input voltage	AC220-240V
Application	Indoor
IP grade	IP20
Warranty	5 years (Emergency/Casambi: 3 years)
Emergency lighting	3H optional
Certification	CE, UKCA, Rohs, Reach

Installation Accessories		
Pendant Cable (with junction box)	PY-D	
Pendant Cable	PN-D	
Pendant clip	CP-44 31.6X20X5.8mm	
Ceiling accessory	CL-08 72X54X5.9mm	
Pendant Rod	PG-I	
Whole luminaire splicing bars	EX-41 110X15.5X11.7mm	

Luminaire Parameters				
Light source	2835			
SDCM	≤3 Step(ANSI)			
UGR	<19（X=4H, Y=8H）			
CRI	80\90			
CCT	2700\3000\4000\5000\6500\3CCT Dial Switch ①			
Length (mm)	1199.5	1497.5	1795.5	2391.5
Power (w)	34	46	51	68
Luminous flux (lm)	2550	3450	3825	5100
Light efficiency	75LM/ W			
Beam angle	60x75°			

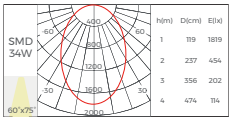

h(m)	D(cm)	E(lx)
1	119	1819
2	237	454
3	356	202
4	474	114

* The above parameters are based on Ra80, 4000K Light source.

① The color temperature range of the 3CCT dial switch is 3000K/4300K/6500K

LS40BD
Louver



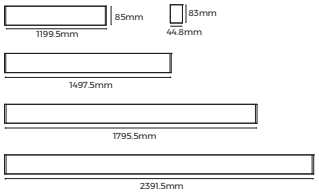

Basic Parameters	
Installation	Pendant, Ceiling
Lighting direction	Downward
Material	AL6063-T5, Spraying surface
Coating	Black, White
Dimming method	Non/DALI-2+PUSH/1-10V/Casambi optional
Input voltage	AC220-240V
Application	Indoor
IP grade	IP20
Warranty	5 years (Emergency/Casambi: 3 years)
Emergency lighting	3H optional
Certification	CE, UKCA, Rohs, Reach

Installation Accessories		
Pendant Cable (with junction box)	PY-D	
Pendant Cable	PN-D	
Pendant clip	CP-44 31.6X20X5.8mm	
Ceiling accessory	CL-08 72X54X5.9mm	
Pendant Rod	PG-I	
Whole luminaire splicing bars	EX-41 110X15.5X11.7mm	

Luminaire Parameters				
Light source	2835			
SDCM	≤3 Step(ANSI)			
UGR	<19（X=4H, Y=8H）			
CRI	80\90			
CCT	2700\3000\4000\5000\6500\3CCT Dial Switch ①			
Length (mm)	1199.5	1497.5	1795.5	2391.5
Power (w)	28	34	40	56
Luminous flux (lm)	1820	2210	2600	3640
Light efficiency	65LM/ W			
Beam angle	65°			

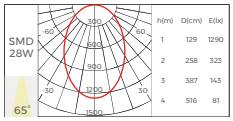

h(m)	D(cm)	E(lx)
1	129	1290
2	258	323
3	387	143
4	516	81

* The above parameters are based on Ra80, 4000K Light source.

① The color temperature range of the 3CCT dial switch is 3000K/4300K/6500K

LS40G
Grating

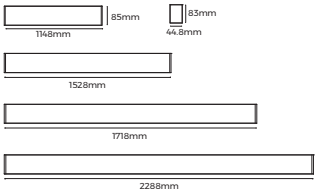

Basic Parameters	
Installation	Pendant, Ceiling
Lighting direction	Downward
Material	AL6063-T5, Spraying surface
Coating	Black, White
Dimming method	Non/DALI-2+PUSH/1-10V/Casambi optional
Input voltage	AC220-240V
Application	Indoor
IP grade	IP20
Warranty	5 years (Emergency/Casambi: 3 years)
Emergency lighting	3H optional
Certification	CE, UKCA, Rohs, Reach

Installation Accessories		
Pendant Cable (with junction box)	PY-D	
Pendant Cable	PN-D	
Pendant clip	CP-44 31.6X20X5.8mm	
Ceiling accessory	CL-08 72X54X5.9mm	
Pendant Rod	PG-I	
Whole luminaire splicing bars	EX-41 110X15.5X11.7mm	

Luminaire Parameters				
Light source	3030			
SDCM	≤3 Step(ANSI)			
UGR	<10			
CRI	80\90			
CCT	2700\3000\4000\5000\6500\3CCT Dial Switch ①			
Length (mm)	1148	1528	1718	2288
Power (w)	30	40	44	60
Luminous flux (lm)	3000	4000	4400	6000
Light efficiency	100LM/ W			
Beam angle	18° / 30° / 45°			

* The above parameters are based on Ra80, 4000K,30° Light source.

① The color temperature range of the 3CCT dial switch is 2700K/4000K/6500K

SMD 30W, 18°

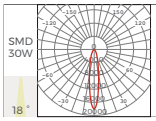

h(m)	D(cm)	E(lx)
1	26	18571
2	53	4643
3	80	2063
4	106	1161

SMD 30W, 30°

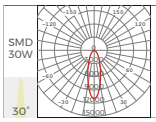

h(m)	D(cm)	E(lx)
1	47	10930
2	95	2732
3	143	1214
4	190	683

SMD 30W, 45°

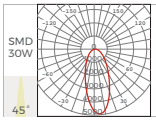

h(m)	D(cm)	E(lx)
1	85	5010
2	170	1253
3	255	556
4	340	313

LS40LA
Asymmetric



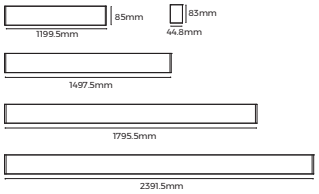

Basic Parameters	
Installation	Pendant, Ceiling
Lighting direction	Downward
Material	AL6063-T5, Spraying surface
Coating	Black, White
Dimming method	Non/DALI-2+PUSH/1-10V/Casambi optional
Input voltage	AC220-240V
Application	Indoor
IP grade	IP20
Warranty	5 years (Emergency/Casambi: 3 years)
Emergency lighting	3H optional
Certification	CE, UKCA, Rohs, Reach

Installation Accessories		
Pendant Cable (with junction box)	PY-D	
Pendant Cable	PN-D	
Pendant clip	CP-44 31.6X20X5.8mm	
Ceiling accessory	CL-08 72X54X5.9mm	
Pendant Rod	PG-I	
Whole luminaire splicing bars	EX-41 110X15.5X11.7mm	

Luminaire Parameters				
Light source	3030			
SDCM	≤3 Step(ANSI)			
CRI	80\90			
CCT	2700\3000\4000\5000\6500\3CCT Dial Switch ①			
Length (mm)	1199.5	1497.5	1795.5	2391.5
Power (w)	28	34	40	56
Luminous flux (lm)	3220	3910	4600	6440
Light efficiency	115LM/ W			
Beam angle	(100° x45° x15°)			

* The above parameters are based on Ra80, 4000K Light source.

① The color temperature range of the 3CCT dial switch is 3000K/4000K/6500K

SMD 28W, 100°x45° (15°)

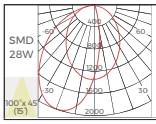

h(m)	D(cm)	E(lx)
1	143	1835
2	285	458
3	428	203
4	571	114

LS40LS
Double Asymmetric

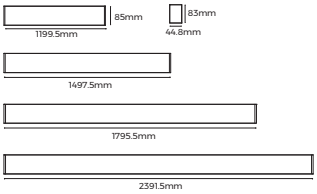

Basic Parameters	
Installation	Pendant, Ceiling
Lighting direction	Downward
Material	AL6063-T5, Spraying surface
Coating	Black, White
Dimming method	Non/ DALI-2+PUSH/ 1-10V/Casambi optional
Input voltage	AC220-240V
Application	Indoor
IP grade	IP20
Warranty	5 years (Emergency/ Casambi: 3 years)
Emergency lighting	3H optional
Certification	CE, UKCA, Rohs, Reach

Installation Accessories		
Pendant Cable (with junction box)	PY-D	
Pendant Cable	PN-D	
Pendant clip	CP-44 31.6X20X5.8mm	
Ceiling accessory	CL-08 72X54X5.9mm	
Pendant Rod	PG-I	
Whole luminaire splicing bars	EX-41 110X15.5X11.7mm	

Luminaire Parameters				
Light source	3030			
SDCM	≤3 Step(ANSI)			
CRI	80\90			
CCT	2700\3000\4000\5000\6500\3CCT Dial Switch ①			
Length (mm)	1199.5	1497.5	1795.5	2391.5
Power (w)	28	34	40	56
Luminous flux (lm)	3220	3910	4600	6440
Light efficiency	115LM/ W			
Beam angle	(100° x90° x15°)			

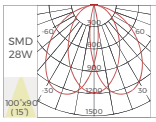

h(m)	D(cm)	E(lx)
1	191	1231
2	383	308
3	575	137
4	767	77

* The above parameters are based on Ra80, 4000K Light source.
① The color temperature range of the 3CCT dial switch is 3000K/4000K/6500K

LH40FD
Diffuser



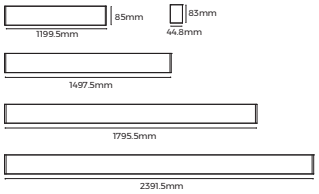

Basic Parameters	
Installation	Pendant
Lighting direction	Upward&Downward
Material	AL6063-T5, Spraying surface
Coating	Black, White
Dimming method	Non/ DALI-2+PUSH/ 1-10V/Casambi optional
Input voltage	AC220-240V
Application	Indoor
IP grade	IP20
Warranty	5 years (Emergency/ Casambi: 3 years)
Emergency lighting	3H optional
Certification	CE, UKCA, Rohs, Reach

Installation Accessories		
Pendant Cable (with junction box)	PY-D	
Pendant Cable	PN-D	
Pendant clip	CP-44 31.6X20X5.8mm	
Pendant Rod	PG-I	
Whole luminaire splicing bars	EX-41 110X15.5X11.7mm	

Luminaire Parameters				
Light source	2835			
SDCM	≤3 Step(ANSI)			
CRI	80\90			
CCT	2700\3000\4000\5000\6500\3CCT Dial Switch ①			
Length (mm)	1199.5	1497.5	1795.5	2391.5
Power (w) Up	12	15	18	23
Power (w) Down	34	44	51	68
Luminous flux (lm) (Normal version)	1320	1650	1980	2530
	3740	4840	5610	7480
Luminous flux (lm) (High-efficiency version)	1440	1800	2160	2760
	4080	5280	6120	8160
Light efficiency	110LM/ W，120M/ W			
Beam angle	Up: 110° , Down: 110°			

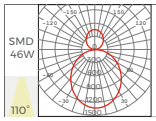

h(m)	D(cm)	E(lx)
1	287	1380
2	574	345
3	861	153
4	1148	86

* The above parameters are based on Ra80, 4000K Light source.
① The color temperature range of the 3CCT dial switch is 3000K/4300K/6500K

LH40FP
Prismatic



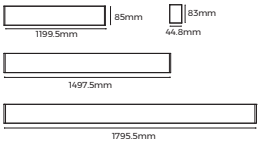

Basic Parameters	
Installation	Pendant
Lighting direction	Upward&Downward
Material	AL6063-T5, Spraying surface
Coating	Black, White
Dimming method	Non/DALI-2+PUSH/1-10V/Casambi optional
Input voltage	AC220-240V
Application	Indoor
IP grade	IP20
Warranty	5 years (Emergency/Casambi: 3 years)
Emergency lighting	3H optional
Certification	CE, UKCA, Rohs, Reach

Installation Accessories		
Pendant Cable (with junction box)	PY-D	
Pendant Cable	PN-D	
Pendant clip	CP-44 31.6X20X5.8mm	
Pendant Rod	PG-I	
Whole luminaire splicing bars	EX-41 110X15.5X11.7mm	

Luminaire Parameters			
Light source	2835		
SDCM	≤3 Step(ANSI)		
UGR	<19（X=4H, Y=8H）		
CRI	80\90		
CCT	2700\3000\4000\5000\6500\3CCT Dial Switch ①		
Length (mm)	1199.5	1497.5	1795.5
Power (w) Up	13	15	20
Power (w) Down	26	31	40
Luminous flux (lm) (Normal version)	1300	1500	2000
	2600	3100	4000
Luminous flux (lm) (High-efficiency version)	1560	1800	2400
	3120	3720	4800
Light efficiency	100LM/ W, 120LM/ W		
Beam angle	Up: 110°, Down: 65° x70°		

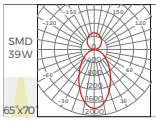

* The above parameters are based on Ra80, 4000K Light source.

① The color temperature range of the 3CCT dial switch is 3000K/4500K/6500K

LH40HP
Honeycomb

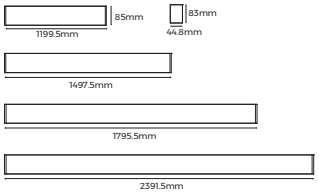

Basic Parameters	
Installation	Pendant
Lighting direction	Upward&Downward
Material	AL6063-T5, Spraying surface
Coating	Black, White
Dimming method	Non/DALI-2+PUSH/1-10V/Casambi optional
Input voltage	AC220-240V
Application	Indoor
IP grade	IP20
Warranty	5 years (Emergency/Casambi: 3 years)
Emergency lighting	3H optional
Certification	CE, UKCA, Rohs, Reach

Installation Accessories		
Pendant Cable (with junction box)	PY-D	
Pendant Cable	PN-D	
Pendant clip	CP-44 31.6X20X5.8mm	
Pendant Rod	PG-I	
Whole luminaire splicing bars	EX-41 110X15.5X11.7mm	

Luminaire Parameters				
Light source	2835			
SDCM	≤3 Step(ANSI)			
UGR	<19（X=4H, Y=8H）			
CRI	80\90			
CCT	2700\3000\4000\5000\6500\3CCT Dial Switch ①			
Length (mm)	1199.5	1497.5	1795.5	2391.5
Power (w) Up	12	15	18	23
Power (w) Down	34	44	51	68
Luminous flux (lm) Up	960	1200	1440	1840
Luminous flux (lm) Down	2720	3520	4080	5440
Light efficiency	80LM/ W			
Beam angle	Up: 110°, Down: 60° x75°			

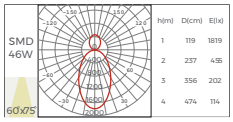

* The above parameters are based on Ra80, 4000K Light source.

① The color temperature range of the 3CCT dial switch is 3000K/4500K/6500K

LH40BD
Louver

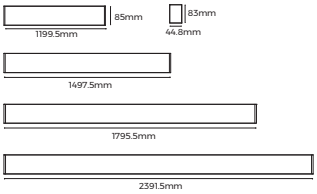

Basic Parameters	
Installation	Pendant
Lighting direction	Upward&Downward
Material	AL6063-T5, Spraying surface
Coating	Black, White
Dimming method	Non/DALI-2+PUSH/1-10V/Casambi optional
Input voltage	AC220-240V
Application	Indoor
IP grade	IP20
Warranty	5 years (Emergency/Casambi: 3 years)
Emergency lighting	3H optional
Certification	CE, UKCA, Rohs, Reach

Installation Accessories		
Pendant Cable (with junction box)	PY-D	
Pendant Cable	PN-D	
Pendant clip	CP-44 31.6X20X5.8mm	
Pendant Rod	PG-I	
Whole luminaire splicing bars	EX-41 110X15.5X11.7mm	

Luminaire Parameters				
Light source	2835			
SDCM	≤3 Step(ANSI)			
UGR	<19（X=4H, Y=8H）			
CRI	80\90			
CCT	2700\3000\4000\5000\6500\3CCT Dial Switch ①			
Length (mm)	1199.5	1497.5	1795.5	2391.5
Power (w) Up	13	15	20	28
Power (w) Down	26	31	40	56
Luminous flux (lm) Up	1040	1200	1600	2240
Luminous flux (lm) Down	2080	2480	3200	4480
Light efficiency	80LM/W			
Beam angle	Up: 110°, Down: 65°			

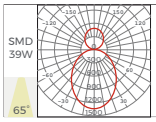

h(m)	D(cm)	E(lx)
1	129	1290
2	258	323
3	387	143
4	516	81

* The above parameters are based on Ra80, 4000K Light source.
① The color temperature range of the 3CCT dial switch is 3000K/4300K/6500K

LH40G
Grating

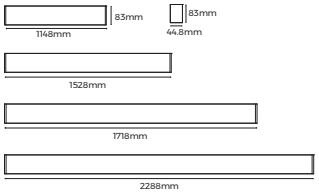

Basic Parameters	
Installation	Pendant
Lighting direction	Upward&Downward
Material	AL6063-T5, Spraying surface
Coating	Black, White
Dimming method	Non/DALI-2+PUSH/1-10V/Casambi optional
Input voltage	AC220-240V
Application	Indoor
IP grade	IP20
Warranty	5 years (Emergency/Casambi: 3 years)
Emergency lighting	3H optional
Certification	CE, UKCA, Rohs, Reach

Installation Accessories		
Pendant Cable (with junction box)	PY-D	
Pendant Cable	PN-D	
Pendant clip	CP-44 31.6X20X5.8mm	
Pendant Rod	PG-I	
Whole luminaire splicing bars	EX-41 110X15.5X11.7mm	

Luminaire Parameters				
Light source	Up：2835 / Down：3030			
SDCM	≤3 Step(ANSI)			
UGR	<10			
CRI	80\90			
CCT	2700\3000\4000\5000\6500\3CCT Dial Switch ①			
Length (mm)	1148	1528	1718	2288
Power (w) Up	10	14	15	20
Power (w) Down	31	42	47	60
Luminous flux (lm) Up	1000	1400	1500	2000
Luminous flux (lm) Down	3100	4200	4700	6000
Light efficiency	80/100/100LM/W			
Beam angle	Up: 110°, Down: 18° / 30° / 45°			

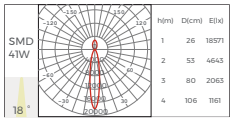

h(m)	D(cm)	E(lx)
1	26	18571
2	53	4643
3	80	2063
4	106	1161

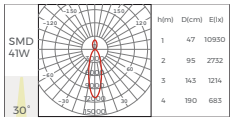

h(m)	D(cm)	E(lx)
1	47	10930
2	95	2732
3	143	1214
4	190	683

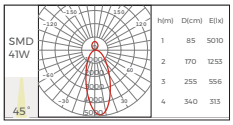

h(m)	D(cm)	E(lx)
1	85	5010
2	170	1253
3	255	556
4	340	313

* The above parameters are based on Ra80, 4000K,30° Light source.
① The color temperature range of the 3CCT dial switch is 2700K/4000K/6500K

LH40LA
Asymmetric

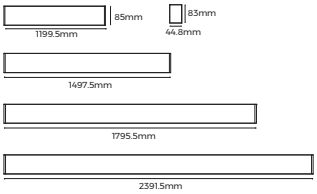

Basic Parameters	
Installation	Pendant
Lighting direction	Upward&Downward
Material	AL6063-T5, Spraying surface
Coating	Black, White
Dimming method	Non/DALI-2+PUSH/1-10V/Casambi optional
Input voltage	AC220-240V
Application	Indoor
IP grade	IP20
Warranty	5 years (Emergency/Casambi: 3 years)
Emergency lighting	3H optional
Certification	CE, UKCA, Rohs, Reach

Installation Accessories		
Pendant Cable (with junction box)	PY-D	
Pendant Cable	PN-D	
Pendant clip	CP-44 31.6X20X5.8mm	
Pendant Rod	PG-I	
Whole luminaire splicing bars	EX-41 110X15.5X11.7mm	

Luminaire Parameters				
Light source	Up：2835 / Down：3030			
SDCM	≤3 Step(ANSI)			
CRI	80\90			
CCT	2700\3000\4000\5000\6500\3CCT Dial Switch ①			
Length (mm)	1199.5	1497.5	1795.5	2391.5
Power (w) Up	13	15	20	28
Power (w) Down	26	31	40	56
Luminous flux (lm) Up	1495	1725	2300	3220
Luminous flux (lm) Down	2990	3565	4600	6440
Light efficiency	115LM/ W			
Beam angle	Up: 110° , Down: 100° x45° x15°			

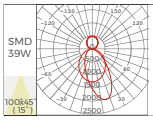

h(m)	D(cm)	E(lx)
1	143	1835
2	286	459
3	429	204
4	572	115

* The above parameters are based on Ra80, 4000K Light source.

① The color temperature range of the 3CCT dial switch is 3000K/4000K/6500K

LH40LS
Double Asymmetric



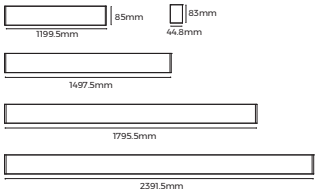

Basic Parameters	
Installation	Pendant
Lighting direction	Upward&Downward
Material	AL6063-T5, Spraying surface
Coating	Black, White
Dimming method	Non/DALI-2+PUSH/1-10V/Casambi optional
Input voltage	AC220-240V
Application	Indoor
IP grade	IP20
Warranty	5 years (Emergency/Casambi: 3 years)
Emergency lighting	3H optional
Certification	CE, UKCA, Rohs, Reach

Installation Accessories		
Pendant Cable (with junction box)	PY-D	
Pendant Cable	PN-D	
Pendant clip	CP-44 31.6X20X5.8mm	
Pendant Rod	PG-I	
Whole luminaire splicing bars	EX-41 110X15.5X11.7mm	

Luminaire Parameters				
Light source	Up：2835 / Down：3030			
SDCM	≤3 Step(ANSI)			
CRI	80\90			
CCT	2700\3000\4000\5000\6500\3CCT Dial Switch ①			
Length (mm)	1199.5	1497.5	1795.5	2391.5
Power (w) Up	13	15	20	28
Power (w) Down	26	31	40	56
Luminous flux (lm) Up	1495	1725	2300	3220
Luminous flux (lm) Down	2990	3565	4600	6440
Light efficiency	115LM/ W			
Beam angle	Up: 110° , Down: 100° x90° x15°			

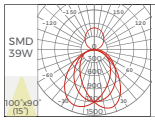

h(m)	D(cm)	E(lx)
1	192	1231
2	384	308
3	576	137
4	767	77

* The above parameters are based on Ra80, 4000K Light source.

① The color temperature range of the 3CCT dial switch is 3000K/4000K/6500K

LE40FD
Diffuser



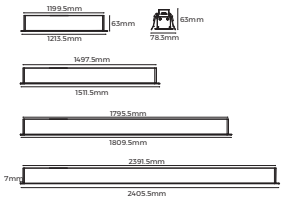

Basic Parameters	
Installation	Recessed
Lighting direction	Downward
Material	AL6063-T5, Spraying surface
Coating	Black, White
Dimming method	Non/DALI-2+PUSH/1-10V/Casambi optional
Input voltage	AC220-240V
Application	Indoor
IP grade	IP20
Warranty	5 years (Emergency/Casambi: 3 years)
Emergency lighting	3H optional
Certification	CE, UKCA, Rohs, Reach

Installation Accessories	
180° extender	EX-E1

Luminaire Parameters				
Light source	2835			
SDCM	≤3 Step(ANSI)			
CRI	80\90			
CCT	2700\3000\4000\5000\6500\3CCT Dial Switch ①			
Length (mm)	1213.5	1511.5	1809.5	2405.5
Power (w)	34	46	51	68
Luminous flux (lm) (Normal version)	3740	5060	5610	7480
Luminous flux (lm) (High efficiency version)	4420	5980	6630	8840
Light efficiency	110LM/W, 130M/W			
Beam angle	110°			

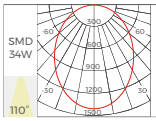

h(m)	D(cm)	E(lx)
1	287	1380
2	574	345
3	861	153
4	1148	86

* The above parameters are based on Ra80, 4000K Light source.

① The color temperature range of the 3CCT dial switch is 3000K/4300K/6500K

LE40FP
Prismatic



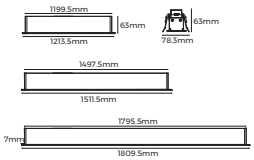

Basic Parameters	
Installation	Recessed
Lighting direction	Downward
Material	AL6063-T5, Spraying surface
Coating	Black, White
Dimming method	Non/DALI-2+PUSH/1-10V/Casambi optional
Input voltage	AC220-240V
Application	Indoor
IP grade	IP20
Warranty	5 years (Emergency/Casambi: 3 years)
Emergency lighting	3H optional
Certification	CE, UKCA, Rohs, Reach

Installation Accessories	
180° extender	EX-E1

Luminaire Parameters			
Light source	2835		
SDCM	≤3 Step(ANSI)		
UGR	<19（X=4H, Y=8H）		
CRI	80\90		
CCT	2700\3000\4000\5000\6500\3CCT Dial Switch ①		
Length (mm)	1213.5	1511.5	1809.5
Power (w)	28	34	40
Luminous flux (lm) (Normal version)	2520	3060	3600
Luminous flux (lm) (High efficiency version)	3360	4080	4800
Light efficiency	90LM/W,120LM/W		
Beam angle	60°x70°		

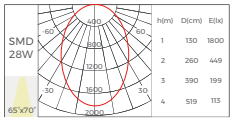

h(m)	D(cm)	E(lx)
1	130	1800
2	260	449
3	390	199
4	519	113

* The above parameters are based on Ra80, 4000K Light source.

① The color temperature range of the 3CCT dial switch is 3000K/4500K/6500K

LE40HP
Honeycomb



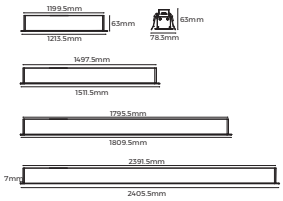

Basic Parameters	
Installation	Recessed
Lighting direction	Downward
Material	AL6063-T5, Spraying surface
Coating	Black, White
Dimming method	Non/DALI-2+PUSH/1-10V/Casambi optional
Input voltage	AC220-240V
Application	Indoor
IP grade	IP20
Warranty	5 years (Emergency/Casambi: 3 years)
Emergency lighting	3H optional
Certification	CE, UKCA, Rohs, Reach

Installation Accessories	
180° extender	EX-E1

Luminaire Parameters				
Light source	2835			
SDCM	≤3 Step(ANSI)			
UGR	<19（X=4H, Y=8H）			
CRI	80\90			
CCT	2700\3000\4000\5000\6500\3CCT Dial Switch ①			
Length (mm)	1213.5	1511.5	1809.5	2405.5
Power (w)	34	46	51	68
Luminous flux (lm)	2550	3450	3825	5100
Light efficiency	75LM/ W			
Beam angle	60x75°			

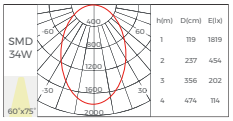

h(m)	D(cm)	E(lx)
1	119	1819
2	237	454
3	356	202
4	474	114

* The above parameters are based on Ra80, 4000K Light source.

①The color temperature range of the 3CCT dial switch is 3000K/4300K/6500K

LE40BD
Louver



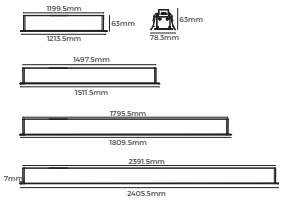

Basic Parameters	
Installation	Recessed
Lighting direction	Downward
Material	AL6063-T5, Spraying surface
Coating	Black, White
Dimming method	Non/DALI-2+PUSH/1-10V/Casambi optional
Input voltage	AC220-240V
Application	Indoor
IP grade	IP20
Warranty	5 years (Emergency/Casambi: 3 years)
Emergency lighting	3H optional
Certification	CE, UKCA, Rohs, Reach

Installation Accessories	
180° extender	EX-E1

Luminaire Parameters				
Light source	2835			
SDCM	≤3 Step(ANSI)			
UGR	<19（X=4H, Y=8H）			
CRI	80\90			
CCT	2700\3000\4000\5000\6500\3CCT Dial Switch ①			
Length (mm)	1213.5	1511.5	1809.5	2405.5
Power (w)	28	34	40	56
Luminous flux (lm)	1820	2210	2600	3640
Light efficiency	65LM/ W			
Beam angle	65°			

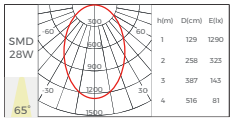

h(m)	D(cm)	E(lx)
1	129	1290
2	258	323
3	387	143
4	516	81

* The above parameters are based on Ra80, 4000K Light source.

①The color temperature range of the 3CCT dial switch is 3000K/4300K/6500K

LE40G
Grating

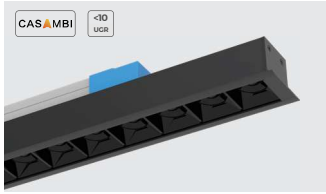

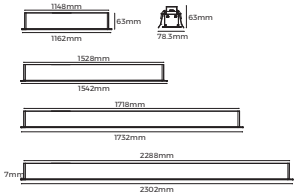

Basic Parameters	
Installation	Recessed
Lighting direction	Downward
Material	AL6063-T5, Spraying surface
Coating	Black, White
Dimming method	Non/DALI-2+PUSH/1-10V/Casambi optional
Input voltage	AC220-240V
Application	Indoor
IP grade	IP20
Warranty	5 years (Emergency/Casambi: 3 years)
Emergency lighting	3H optional
Certification	CE, UKCA, Rohs, Reach

Installation Accessories	
180° extender	EX-E1

Luminaire Parameters				
Light source	3030			
SDCM	≤3 Step(ANSI)			
UGR	<10			
CRI	80\90			
CCT	2700\3000\4000\5000\6500\3CCT Dial Switch ①			
Length (mm)	1162	1542	1732	2302
Power (w)	30	40	44	60
Luminous flux (lm)	3000	4000	4400	6000
Light efficiency	100LM/ W			
Beam angle	18° / 30° / 45°			

* The above parameters are based on Ra80, 4000K30° Light source.

① The color temperature range of the 3CCT dial switch is 2700K/4000K/6500K

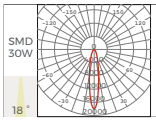

h(m)	D(cm)	E(lx)
1	26	18571
2	53	4643
3	80	2063
4	106	1161

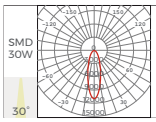

h(m)	D(cm)	E(lx)
1	47	10930
2	95	2732
3	143	1214
4	190	683

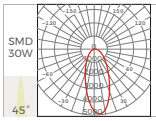

h(m)	D(cm)	E(lx)
1	85	5010
2	170	1253
3	255	556
4	340	313

LE40LA
Asymmetric



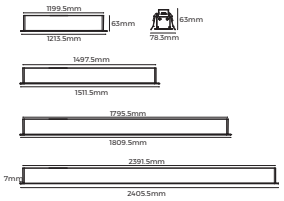

Basic Parameters	
Installation	Recessed
Lighting direction	Downward
Material	AL6063-T5, Spraying surface
Coating	Black, White
Dimming method	Non/DALI-2+PUSH/1-10V/Casambi optional
Input voltage	AC220-240V
Application	Indoor
IP grade	IP20
Warranty	5 years (Emergency/Casambi: 3 years)
Emergency lighting	3H optional
Certification	CE, UKCA, Rohs, Reach

Installation Accessories	
180° extender	EX-E1

Luminaire Parameters				
Light source	3030			
SDCM	≤3 Step(ANSI)			
CRI	80\90			
CCT	2700\3000\4000\5000\6500\3CCT Dial Switch ①			
Length (mm)	1213.5	1511.5	1809.5	2405.5
Power (w)	28	34	40	56
Luminous flux (lm)	3220	3910	4600	6440
Light efficiency	115LM/ W			
Beam angle	(100° x45° x15°)			

* The above parameters are based on Ra80, 4000K Light source.

① The color temperature range of the 3CCT dial switch is 3000K/4000K/6500K

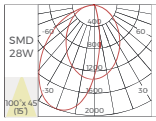

h(m)	D(cm)	E(lx)
1	143	1835
2	285	458
3	428	203
4	571	114

LE40LS
Double Asymmetric

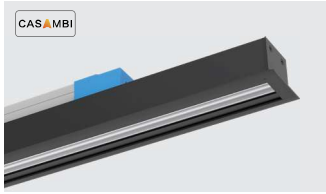

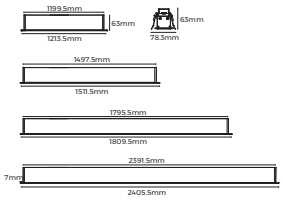

Basic Parameters	
Installation	Recessed
Lighting direction	Downward
Material	AL6063-T5, Spraying surface
Coating	Black, White
Dimming method	Non/ DALI-2+PUSH/ 1-10V/Casambi optional
Input voltage	AC220-240V
Application	Indoor
IP grade	IP20
Warranty	5 years (Emergency/ Casambi: 3 years)
Emergency lighting	3H optional
Certification	CE, UKCA, Rohs, Reach

Installation Accessories		
180° extender	EX-E1	

Luminaire Parameters				
Light source	3030			
SDCM	≤3 Step(ANSI)			
CRI	80\90			
CCT	2700\3000\4000\5000\6500\3CCT Dial Switch ①			
Length (mm)	1213.5	1511.5	1809.5	2405.5
Power (w)	28	34	40	56
Luminous flux (lm)	3220	3910	4600	6440
Light efficiency	115LM/ W			
Beam angle	(100° x90° x15°)			

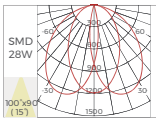

h(m)	D(cm)	E(lx)
1	191	1231
2	383	308
3	575	137
4	767	77

* The above parameters are based on Ra80, 4000K Light source.

① The color temperature range of the 3CCT dial switch is 3000K/4000K/6500K

LS60FD
Diffuser

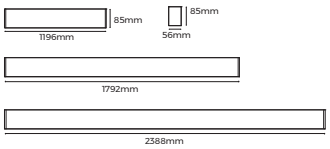

Basic Parameters	
Installation	Pendant, Ceiling
Lighting direction	Downward
Material	AL6063-T5, Spraying surface
Coating	Black, White
Dimming method	Non/ DALI-2+PUSH/ 1-10V/ Tuya/ Casambi optional
Input voltage	AC220-240V
Application	Indoor
IP grade	IP20
Warranty	5 years (Emergency/ Tuya/ Casambi: 3 years)
Emergency lighting	3H optional
Certification	CE, CB, UKCA, SAA, Rohs, Reach

Installation Accessories		
Pendant Cable (with junction box)	PY-D	
Pendant Cable	PN-D	
Pendant clip	CP-16 37X20X7mm	
Ceiling accessory	CL-D6 90.5X54X5.9mm	
Ceiling clip	CP-30 41.2X20X5.8mm	
Pendant Rod	PG-I	
Whole luminaire splicing bars	EX-41 110X15.5X11.7mm	

Luminaire Parameters			
Light source	2835		
SDCM	≤3 Step(ANSI)		
CRI	80\90		
CCT	2700\3000\4000\5000\6500\3CCT Dial Switch ①		
Length (mm)	1196	1792	2388
Power (w)	34	51	68
Luminous flux (lm) (Normal version)	3808	5712	7616
Luminous flux (lm) (High efficiency version)	4862	7150	9724
Light efficiency	112LM/ W, 145M/ W		
Beam angle	110°		

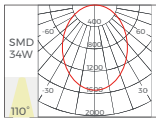

h(m)	D(cm)	E(lx)
1	241	1533
2	482	383
3	724	170
4	965	95

* The above parameters are based on Ra80, 4000K Light source.

①The color temperature range of the 3CCT dial switch is 3000K/4300K/6500K

LS60FP
Prismatic

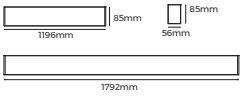

Basic Parameters	
Installation	Pendant, Ceiling
Lighting direction	Downward
Material	AL6063-T5, Spraying surface
Coating	Black, White
Dimming method	Non/ DALI-2+PUSH/ 1-10V/ Tuya/ Casambi optional
Input voltage	AC220-240V
Application	Indoor
IP grade	IP20
Warranty	5 years (Emergency/ Tuya/ Casambi: 3 years)
Emergency lighting	3H optional
Certification	CE, CB, UKCA, SAA, Rohs, Reach

Installation Accessories		
Pendant Cable (with junction box)	PY-D	
Pendant Cable	PN-D	
Pendant clip	CP-16 37X20X7mm	
Ceiling accessory	CL-D6 90.5X54X5.9mm	
Ceiling clip	CP-30 41.2X20X5.8mm	
Pendant Rod	PG-I	
Whole luminaire splicing bars	EX-41 110X15.5X11.7mm	

Luminaire Parameters		
Light source	2835	
SDCM	≤3 Step(ANSI)	
UGR	<19（X=4H, Y=8H）	
CRI	80\90	
CCT	2700\3000\4000\5000\6500\3CCT Dial Switch ①	
Length (mm)	1196	1792
Power (w)	28	40
Luminous flux (lm)	2440	3480
Light efficiency	85LM/ W	
Beam angle	70°	

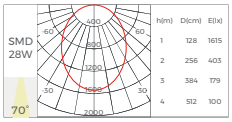

h(m)	D(cm)	E(lx)
1	128	1615
2	256	403
3	384	179
4	512	100

* The above parameters are based on Ra80, 4000K Light source.

①The color temperature range of the 3CCT dial switch is 3000K/4500K/6500K

LS60HP
Honeycomb

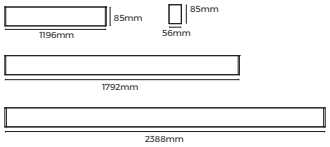

Basic Parameters	
Installation	Pendant, Ceiling
Lighting direction	Downward
Material	AL6063-T5, Spraying surface
Coating	Black, White
Dimming method	Non/ DALI-2+PUSH/ 1-10V/ Tuya/ Casambi optional
Input voltage	AC220-240V
Application	Indoor
IP grade	IP20
Warranty	5 years (Emergency/ Tuya/ Casambi: 3 years)
Emergency lighting	3H optional
Certification	CE, CB, UKCA, SAA, Rohs, Reach

Installation Accessories		
Pendant Cable (with junction box)	PY-D	
Pendant Cable	PN-D	
Pendant clip	CP-16 37X20X7mm	
Ceiling accessory	CL-D6 90.5X54X5.9mm	
Ceiling clip	CP-30 41.2X20X5.8mm	
Pendant Rod	PG-I	
Whole luminaire splicing bars	EX-41 110X15.5X11.7mm	

Luminaire Parameters			
Light source	2835		
SDCM	≤3 Step(ANSI)		
UGR	<19（X=4H, Y=8H）		
CRI	80\90		
CCT	2700\3000\4000\5000\6500\3CCT Dial Switch ①		
Length (mm)	1196	1792	2388
Power (w)	34	51	68
Luminous flux (lm)	1980	2960	3950
Light efficiency	60LM/ W		
Beam angle	60°		

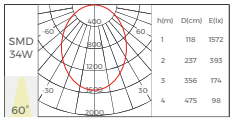

h(m)	D(cm)	E(lx)
1	118	1572
2	237	393
3	356	174
4	475	98

* The above parameters are based on Ra80, 4000K Light source.

①The color temperature range of the 3CCT dial switch is 3000K/4300K/6500K

LS60BD
Louver

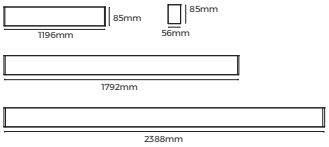

Basic Parameters	
Installation	Pendant, Ceiling
Lighting direction	Downward
Material	AL6063-T5, Spraying surface
Coating	Black, White
Dimming method	Non/ DALI-2+PUSH/ 1-10V/ Tuya/ Casambi optional
Input voltage	AC220-240V
Application	Indoor
IP grade	IP20
Warranty	5 years (Emergency/ Tuya/ Casambi: 3 years)
Emergency lighting	3H optional
Certification	CE, CB, UKCA, SAA, Rohs, Reach

Installation Accessories		
Pendant Cable (with junction box)	PY-D	
Pendant Cable	PN-D	
Pendant clip	CP-16 37X20X7mm	
Ceiling accessory	CL-D6 90.5X54X5.9mm	
Ceiling clip	CP-30 41.2X20X5.8mm	
Pendant Rod	PG-I	
Whole luminaire splicing bars	EX-41 110X15.5X11.7mm	

Luminaire Parameters			
Light source	2835		
SDCM	≤3 Step(ANSI)		
UGR	<19（X=4H, Y=8H）		
CRI	80\90		
CCT	2700\3000\4000\5000\6500\3CCT Dial Switch ①		
Length (mm)	1196	1792	2388
Power (w)	34	51	68
Luminous flux (lm)	2210	3320	4420
Light efficiency	65LM/ W		
Beam angle	(80° x60°)		

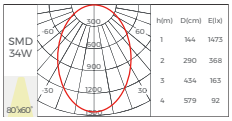

h(m)	D(cm)	E(lx)
1	144	1473
2	290	368
3	434	163
4	579	92

* The above parameters are based on Ra80, 4000K Light source.

① The color temperature range of the 3CCT dial switch is 3000K/4300K/6500K

LS60G
Grating

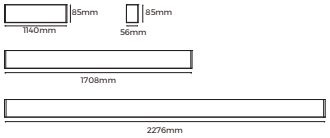

Basic Parameters	
Installation	Pendant, Ceiling
Lighting direction	Downward
Material	AL6063-T5, Spraying surface
Coating	Black, White
Dimming method	Non/ DALI-2+PUSH/ 1-10V/ Tuya/ Casambi optional
Input voltage	AC220-240V
Application	Indoor
IP grade	IP20
Warranty	5 years (Emergency/ Tuya/ Casambi: 3 years)
Emergency lighting	3H optional
Certification	CE, CB, UKCA, SAA, Rohs, Reach

Installation Accessories		
Pendant Cable (with junction box)	PY-D	
Pendant Cable	PN-D	
Pendant clip	CP-16 37X20X7mm	
Ceiling accessory	CL-D6 90.5X54X5.9mm	
Ceiling clip	CP-30 41.2X20X5.8mm	
Pendant Rod	PG-I	
Whole luminaire splicing bars	EX-41 110X15.5X11.7mm	

Luminaire Parameters			
Light source	3030		
SDCM	≤3 Step(ANSI)		
UGR	<10		
CRI	80\90		
CCT	2700\3000\4000\5000\6500\3CCT Dial Switch ①		
Length (mm)	1140	1708	2276
Power (w)	25	37	50
Luminous flux (lm)	2300	3400	4600
Light efficiency	92LM/ W		
Beam angle	24° / 38°		

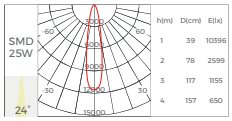

h(m)	D(cm)	E(lx)
1	39	10396
2	78	2599
3	117	1155
4	157	650

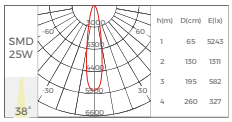

h(m)	D(cm)	E(lx)
1	65	5243
2	130	1311
3	195	582
4	260	327

* The above parameters are based on Ra80, 4000K, 24° Light source.

① The color temperature range of the 3CCT dial switch is 2700K/4000K/6500K

LS60LA
Asymmetric

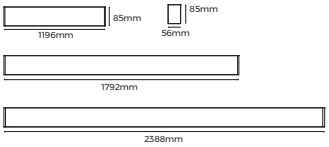

Basic Parameters

Installation	Pendant, Ceiling
Lighting direction	Downward
Material	AL6063-T5, Spraying surface
Coating	Black, White
Dimming method	Non/ DALI-2+PUSH/ 1-10V/ Tuya/ Casambi optional
Input voltage	AC220-240V
Application	Indoor
IP grade	IP20
Warranty	5 years (Emergency/ Tuya/ Casambi: 3 years)
Emergency lighting	3H optional
Certification	CE, CB, UKCA, SAA, Rohs, Reach

Installation Accessories

Pendant Cable (with junction box)	PY-D
Pendant Cable	PN-D
Pendant clip	CP-16 37X20X7mm
Ceiling accessory	CL-06 90.5X54X5.9mm
Ceiling clip	CP-30 41.2X20X5.8mm
Pendant Rod	PG-I
Whole luminaire splicing bars	EX-41 110X15.5X11.7mm

Luminaire Parameters

Light source	3030		
SDCM	≤3 Step(ANSI)		
CRI	80\90		
CCT	2700\3000\4000\5000\6500\3CCT Dial Switch ①		
Length (mm)	1196	1792	2388
Power (w)	28	40	56
Luminous flux (lm)	3250	4640	6500
Light efficiency	116LM/ W		
Beam angle	(100° x45° x20°)		

* The above parameters are based on Ra80, 4000K Light source.

① The color temperature range of the 3CCT dial switch is 3000K/4000K/6500K

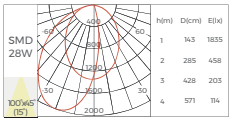

h(m)	D(cm)	E(lx)
1	143	1835
2	285	458
3	428	203
4	571	114

LS60LS
Double Asymmetric

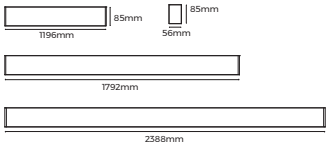

Basic Parameters

Installation	Pendant, Ceiling
Lighting direction	Downward
Material	AL6063-T5, Spraying surface
Coating	Black, White
Dimming method	Non/ DALI-2+PUSH/ 1-10V/ Tuya/ Casambi optional
Input voltage	AC220-240V
Application	Indoor
IP grade	IP20
Warranty	5 years (Emergency/ Tuya/ Casambi: 3 years)
Emergency lighting	3H optional
Certification	CE, CB, UKCA, SAA, Rohs, Reach

Installation Accessories

Pendant Cable (with junction box)	PY-D
Pendant Cable	PN-D
Pendant clip	CP-16 37X20X7mm
Ceiling accessory	CL-06 90.5X54X5.9mm
Ceiling clip	CP-30 41.2X20X5.8mm
Pendant Rod	PG-I
Whole luminaire splicing bars	EX-41 110X15.5X11.7mm

Luminaire Parameters

Light source	3030		
SDCM	≤3 Step(ANSI)		
CRI	80\90		
CCT	2700\3000\4000\5000\6500\3CCT Dial Switch ①		
Length (mm)	1196	1792	2388
Power (w)	28	40	56
Luminous flux (lm)	3250	4640	6500
Light efficiency	116LM/ W		
Beam angle	(100° x90° x20°)		

* The above parameters are based on Ra80, 4000K Light source.

① The color temperature range of the 3CCT dial switch is 3000K/4000K/6500K

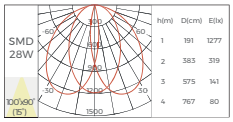

h(m)	D(cm)	E(lx)
1	191	1277
2	383	319
3	575	141
4	767	80

LH60FD
Diffuser

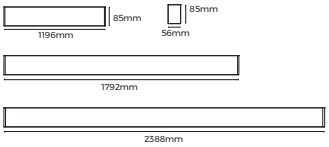

Basic Parameters	
Installation	Pendant
Lighting direction	Upward&Downward
Material	AL6063-T5, Spraying surface
Coating	Black, White
Dimming method	Non/DALI-2+PUSH/1-10V/Tuya/Casambi optional
Input voltage	AC220-240V
Application	Indoor
IP grade	IP20
Warranty	5 years (Emergency/Tuya/Casambi: 3 years)
Emergency lighting	3H optional
Certification	CE, CB, UKCA, SAA, Rohs, Reach

Installation Accessories		
Pendant Cable (with junction box)	PY-D	
Pendant Cable	PN-D	
Pendant clip	CP-16 37X20X7mm	
Pendant Rod	PG-I	
Whole luminaire splicing bars	EX-41 110X15.5X11.7mm	

Luminaire Parameters			
Light source	2835 / Qizhi 2835		
SDCM	≤3 Step(ANSI)		
CRI	80\90		
CCT	2700\3000\4000\5000\6500\3CCT Dial Switch ①		
Length (mm)	1196	1792	2388
Power (w)	51	78	102
Luminous flux (lm) (Normal version)	Up: 1912	Up: 3028	Up: 3814
	Down: 3808	Down: 5712	Down: 7616
Luminous flux (lm) (High-efficiency version)	Up: 2538	Up: 4160	Up: 5076
	Down: 4862	Down: 7150	Down: 9724
Light efficiency	112LM/W, 145M/W		
Beam angle	110°		

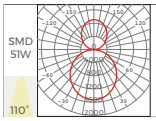

* The above parameters are based on Ra80, 4000K Light source.

① The color temperature range of the 3CCT dial switch is 3000K/4300K/6500K

LH60FP
Prismatic

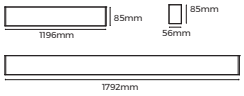

Basic Parameters	
Installation	Pendant
Lighting direction	Upward&Downward
Material	AL6063-T5, Spraying surface
Coating	Black, White
Dimming method	Non/DALI-2+PUSH/1-10V/Tuya/Casambi optional
Input voltage	AC220-240V
Application	Indoor
IP grade	IP20
Warranty	5 years (Emergency/Tuya/Casambi: 3 years)
Emergency lighting	3H optional
Certification	CE, CB, UKCA, SAA, Rohs, Reach

Installation Accessories		
Pendant Cable (with junction box)	PY-D	
Pendant Cable	PN-D	
Pendant clip	CP-16 37X20X7mm	
Pendant Rod	PG-I	
Whole luminaire splicing bars	EX-41 110X15.5X11.7mm	

Luminaire Parameters		
Light source	2835	
SDCM	≤3 Step(ANSI)	
UGR	<19 (X=4H, Y=8H)	
CRI	80\90	
CCT	2700\3000\4000\5000\6500\3CCT Dial Switch ①	
Length (mm)	1196	1792
Power (w)	40	60
Luminous flux (lm) Up	1240	2040
Luminous flux (lm) Down	2440	3480
Light efficiency	92LM/W	
Beam angle	70°	

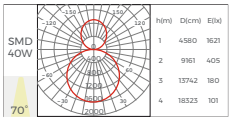

* The above parameters are based on Ra80, 4000K Light source.

① The color temperature range of the 3CCT dial switch is 3000K/4500K/6500K

LH60HP
Honeycomb

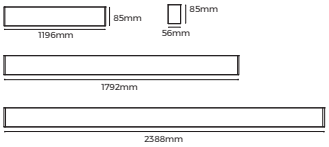

Basic Parameters	
Installation	Pendant
Lighting direction	Upward&Downward
Material	AL6063-T5, Spraying surface
Coating	Black, White
Dimming method	Non/ DALI-2+PUSH/ 1-10V/ Tuya/ Casambi optional
Input voltage	AC220-240V
Application	Indoor
IP grade	IP20
Warranty	5 years (Emergency/ Tuya/ Casambi: 3 years)
Emergency lighting	3H optional
Certification	CE, CB, UKCA, SAA, Rohs, Reach

Installation Accessories		
Pendant Cable (with junction box)	PY-D	
Pendant Cable	PN-D	
Pendant clip	CP-16 37X20X7mm	
Pendant Rod	PG-I	
Whole luminaire splicing bars	EX-41 110X15.5X11.7mm	

Luminaire Parameters			
Light source	2835		
SDCM	≤3 Step(ANSI)		
UGR	<19（X=4H, Y=8H）		
CRI	80\90		
CCT	2700\3000\4000\5000\6500\3CCT Dial Switch ①		
Length (mm)	1196	1792	2388
Power (w)	51	78	102
Luminous flux (lm) Up	1850	2890	3700
Luminous flux (lm) Down	1980	2960	3950
Light efficiency	75LM/W		
Beam angle	60°		

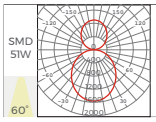

h(m)	D(cm)	E(lx)
1	4580	1581
2	9161	395
3	13742	175
4	18323	98

* The above parameters are based on Ra80, 4000K Light source.

① The color temperature range of the 3CCT dial switch is 3000K/4300K/6500K

LH60BD
Louver

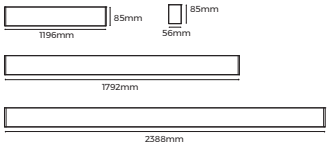

Basic Parameters	
Installation	Pendant
Lighting direction	Upward&Downward
Material	AL6063-T5, Spraying surface
Coating	Black, White
Dimming method	Non/ DALI-2+PUSH/ 1-10V/ Tuya/ Casambi optional
Input voltage	AC220-240V
Application	Indoor
IP grade	IP20
Warranty	5 years (Emergency/ Tuya/ Casambi: 3 years)
Emergency lighting	3H optional
Certification	CE, CB, UKCA, SAA, Rohs, Reach

Installation Accessories		
Pendant Cable (with junction box)	PY-D	
Pendant Cable	PN-D	
Pendant clip	CP-16 37X20X7mm	
Pendant Rod	PG-I	
Whole luminaire splicing bars	EX-41 110X15.5X11.7mm	

Luminaire Parameters			
Light source	2835		
SDCM	≤3 Step(ANSI)		
UGR	<19（X=4H, Y=8H）		
CRI	80\90		
CCT	2700\3000\4000\5000\6500\3CCT Dial Switch ①		
Length (mm)	1196	1792	2388
Power (w)	51	78	102
Luminous flux (lm) Up	1870	2920	3740
Luminous flux (lm) Down	2210	3320	4420
Light efficiency	80LM/ W		
Beam angle	(80° x60°)		

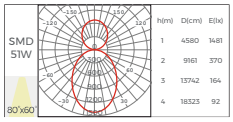

h(m)	D(cm)	E(lx)
1	4580	1481
2	9161	370
3	13742	164
4	18323	92

* The above parameters are based on Ra80, 4000K Light source.

① The color temperature range of the 3CCT dial switch is 3000K/4300K/6500K

LH60G
Grating

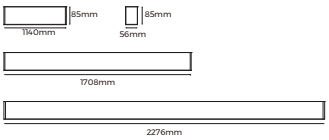

Basic Parameters	
Installation	Pendant
Lighting direction	Upward&Downward
Material	AL6063-T5, Spraying surface
Coating	Black, White
Dimming method	Non/ DALI-2+PUSH/ 1-10V/ Tuya/ Casambi optional
Input voltage	AC220-240V
Application	Indoor
IP grade	IP20
Warranty	5 years (Emergency/ Tuya/ Casambi: 3 years)
Emergency lighting	3H optional
Certification	CE, CB, UKCA, SAA, Rohs, Reach

Installation Accessories		
Pendant Cable (with junction box)	PY-D	
Pendant Cable	PN-D	
Pendant clip	CP-16 37X20X7mm	
Pendant Rod	PG-I	
Whole luminaire splicing bars	EX-41 110X15.5X11.7mm	

Luminaire Parameters			
Light source	Up：2835 / Down：3030		
SDCM	≤3 Step(ANSI)		
UGR	<10		
CRI	80\90		
CCT	2700\3000\4000\5000\6500\3CCT Dial Switch ①		
Length (mm)	1140	1708	2276
Power (w)	37	56	74
Luminous flux (lm) Up	1100	1760	2210
Luminous flux (lm) Down	2300	3400	4600
Light efficiency	92LM/ W		
Beam angle	24°\38°		

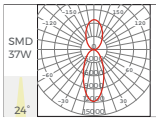

h(m)	D(cm)	E(lx)
1	4580	10412
2	9161	2603
3	13742	1157
4	18323	650

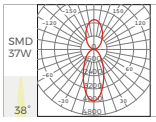

h(m)	D(cm)	E(lx)
1	72	3836
2	145	958
3	218	426
4	291	239

* The above parameters are based on Ra80, 4000K,24° Light source.

① The color temperature range of the 3CCT dial switch is 2700K/4000K/6500K

LH60LA
Asymmetric

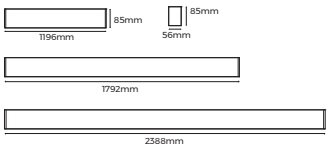

Basic Parameters	
Installation	Pendant
Lighting direction	Upward&Downward
Material	AL6063-T5, Spraying surface
Coating	Black, White
Dimming method	Non/ DALI-2+PUSH/ 1-10V/ Tuya/ Casambi optional
Input voltage	AC220-240V
Application	Indoor
IP grade	IP20
Warranty	5 years (Emergency/ Tuya/ Casambi: 3 years)
Emergency lighting	3H optional
Certification	CE, CB, UKCA, SAA, Rohs, Reach

Installation Accessories		
Pendant Cable (with junction box)	PY-D	
Pendant Cable	PN-D	
Pendant clip	CP-16 37X20X7mm	
Pendant Rod	PG-I	
Whole luminaire splicing bars	EX-41 110X15.5X11.7mm	

Luminaire Parameters			
Light source	Up：2835 / Down：3030		
SDCM	≤3 Step(ANSI)		
CRI	80\90		
CCT	2700\3000\4000\5000\6500\3CCT Dial Switch ①		
Length (mm)	1196	1792	2388
Power (w)	40	60	80
Luminous flux (lm) Up	1390	2320	2780
Luminous flux (lm) Down	3250	4640	6500
Light efficiency	116LM/ W		
Beam angle	(100° x45° x20°)		

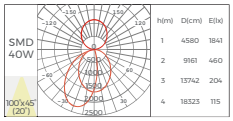

h(m)	D(cm)	E(lx)
1	4580	1841
2	9161	460
3	13742	204
4	18323	115

* The above parameters are based on Ra80, 4000K Light source.

① The color temperature range of the 3CCT dial switch is 3000K/4000K/6500K

LH60LS
Double Asymmetric

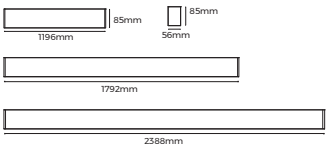

Basic Parameters	
Installation	Pendant
Lighting direction	Upward&Downward
Material	AL6063-T5, Spraying surface
Coating	Black, White
Dimming method	Non/ DALI-2+PUSH/ 1-10V/ Tuya/ Casambi optional
Input voltage	AC220-240V
Application	Indoor
IP grade	IP20
Warranty	5 years (Emergency/ Tuya/ Casambi: 3 years)
Emergency lighting	3H optional
Certification	CE, CB, UKCA, SAA, Rohs, Reach

Installation Accessories		
Pendant Cable (with junction box)	PY-D	
Pendant Cable	PN-D	
Pendant clip	CP-16 37X20X7mm	
Pendant Rod	PG-I	
Whole luminaire splicing bars	EX-41 110X15.5X11.7mm	

Luminaire Parameters			
Light source	Up：2835 / Down：3030		
SDCM	≤3 Step(ANSI)		
CRI	80\90		
CCT	2700\3000\4000\5000\6500\3CCT Dial Switch ①		
Length (mm)	1196	1792	2388
Power (w)	40	60	80
Luminous flux (lm) Up	1390	2320	2780
Luminous flux (lm) Down	3250	4640	6500
Light efficiency	116LM/ W		
Beam angle	(100° x90° x20°)		

* The above parameters are based on Ra80, 4000K Light source.

① The color temperature range of the 3CCT dial switch is 3000K/4000K/6500K

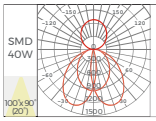

h(m)	D(cm)	E(lx)
1	4580	1283
2	9161	320
3	13742	142
4	18323	80



BASIC

BASIC is a linear luminaire of 30/ 50/ 70mm width. It supports pendant, recessed installation, whole luminaire splicing, with on/ off, 1-10V, DALI2+Push dimming and Casambi/ Tuya smart control, can satisfy needs for flood lighting and indirect lighting.

Product Overview

	Pendant/Ceiling		Pendant (Direct & indirect lighting)		Recessed	
30MM	BS3360FD	BS3360FP	BH3360FD	BH3360FP	BE5535FD	BE5535FP
	130	131	136	137	142	143
	Diffuser	Prismatic Diffuser	Diffuser	Prismatic Diffuser	Diffuser	Prismatic Diffuser
50MM	BS5470FD	BS5470FP	BH5470FD	BH5470FP	BE6935FD	BE6935FP
	132	133	138	139	144	145
	Diffuser	Prismatic Diffuser	Diffuser	Prismatic Diffuser	Diffuser	Prismatic Diffuser
70MM	BS7977FD	BS7977FP	BH7977FD	BH7977FP	BE9435FD	BE9435FP
	134	135	140	141	146	147
	Diffuser	Prismatic Diffuser	Diffuser	Prismatic Diffuser	Diffuser	Prismatic Diffuser

BS3360FD
Diffuser

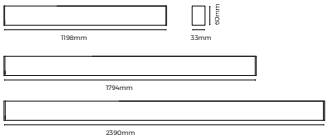

Basic Parameters	
Installation	Pendant/Ceiling
Lighting direction	Downward
Material	AL6063-T5, spraying surface/ anodizing
Coating	Silver anodized, Black, White
Dimming method	Non/DALI-2+PUSH/1-10V optional
Input voltage	AC220-240V
Application	Indoor
IP grade	IP20
Warranty	5 years（Emergency：3 years）
Emergency lighting	3H optional
Certification	CE, CB, UKCA, ROHS, Reach

Luminaire Parameters			
Light source	2835		
SDCM	≤3 Step(ANSI)		
CRI	80\90		
CCT	2700\3000\4000\5000\6500\3CCT Dial Switch①		
Length (mm)	1198	1794	2390
Power (w)	19	27	38
Luminous flux(lm) (Normal version)	1900	2700	3800
Luminous flux(lm) (High-efficiency version)	2370	3370	4750
Light efficiency	100LM/ W, 125LM/ W		
Beam angle	110°		

* The above parameters are based on Ra80, 4000K Light source.

① The color temperature range of the 3CCT dial switch is 3000K/4300K/6500K

Installation Accessories		
Pendant cable (with junction box)	PY-D	
Pendant cable	PN-D	
Pendant Rod	PG-I	
Pendant clip	CP-33 25.8X20X8.6mm	
Ceiling clips	CP-42 22.4X4.2X20mm	
Whole luminaire splicing bars	EX-41 110X15.5X11.7mm	

Corner accessories		
L-shaped	L90-150X150X60mm	
L-shaped (Inward)	L90N-BS3360 150X150X33mm	
L-shaped (Outward)	L90W-BS3360 150X150X33mm	
T-shaped	T90W- BS3360 300X166.5X60mm	
X-shaped	X90-BS3360 300X300X60mm	

* Without light source

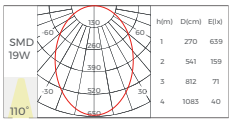

h(m)	D(cm)	E(lx)
1	270	639
2	541	159
3	812	71
4	1083	40

BS3360FP
Prismatic

Basic Parameters	
Installation	Pendant/ Ceiling
Lighting direction	Downward
Material	AL6063-T5, spraying surface/ anodizing
Coating	Silver anodized, Black, White
Dimming method	Non/ DALI-2+PUSH/1-10V optional
Input voltage	AC220-240V
Application	Indoor
IP grade	IP20
Warranty	5 years
Certification	CE, CB, UKCA, ROHS, Reach

Luminaire Parameters		
Light source	2835	
SDCM	≤3 Step(ANSI)	
UGR	<19 （X=4H, Y=8H）	
CRI	80\90	
CCT	2700\3000\4000\5000\6500K	
Length (mm)	1198	1794
Power (w)	19	27
Luminous flux(lm)	1810	2580
Light efficiency	95LM/ W	
Beam angle	70°	

* The above parameters are based on Ra80, 4000K Light source.

Installation Accessories		
Pendant cable (with junction box)	PY-D	
Pendant cable	PN-D	
Pendant Rod	PG-I	
Pendant clip	CP-33 25.8X20X8.6mm	
Ceiling clips	CP-42 22.4X4.2X20mm	
Whole luminaire splicing bars	EX-41 110X15.5X11.7mm	

Corner accessories		
L-shaped	L90-BS3360 150X150X60mm	
L-shaped (Inward)	L90N-BS3360 150X150X33mm	
L-shaped (Outward)	L90W-BS3360 150X150X33mm	
T-shaped	T90W- BS3360 300X166.5X60mm	
X-shaped	X90-BS3360 300X300X60mm	

* Without light source

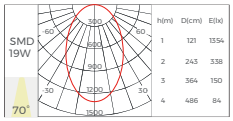

h(m)	D(cm)	E(lx)
1	121	13.54
2	243	338
3	364	150
4	486	84

BS5470FD
Diffuser



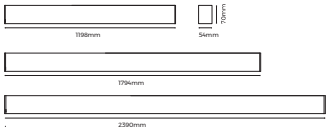

Basic Parameters	
Installation	Pendant/Ceiling/ Trimless recessed
Lighting direction	Downward
Material	AL6063-T5, spraying surface/ anodizing
Coating	Silver anodized, Black, White
Dimming method	Non/DALI-2+PUSH/1-10V/ Tuya/Casambi optional
Input voltage	AC220-240V
Application	Indoor
IP grade	IP20
Warranty	5 years (Emergency/Tuya/Casambi: 3 years)
Emergency lighting	3H optional
Certification	CE, CB, UKCA, ROHS, Reach

Luminaire Parameters			
Light source	2835		
SDCM	≤3 Step(ANSI)		
CRI	80\90		
CCT	2700\3000\4000\5000\6500\3CCT Dial Switch①		
Length (mm)	1198	1794	2390
Power (w)	27	38	53
Luminous flux(lm) (Normal version)	2970	4180	5830
Luminous flux(lm) (High-efficiency version)	3510	4940	6890
Light efficiency	110LM/ W, 130LM/ W		
Beam angle	110°		

* The above parameters are based on Ra80, 4000K Light source.

① The color temperature range of the 3CCT dial switch is 3000K/4300K/6500K

Installation Accessories	
Pendant cable (with junction box)	PY-D
Pendant cable	PN-D
Trimless recessed accessory	RE-03 110X25X82mm
Ceiling accessory	CL-06 90.5X54X5.9mm
Ceiling clip	CP-30 41.2X20X5.8mm
Pendant Rod	PG-I
Whole luminaire splicing bars	EX-41 110X15.5X11.7mm

Corner accessories	
L-shaped	L90-BS5470 150X150X70mm
L-shaped (Inward)	L90N-BS5470 150X150X54mm
L-shaped (Outward)	L90W-BS5470 150X150X54mm
T-shaped	T90- BS5470 300X177.5X70mm
X-shaped	X90-BS5470 300X300X70mm

* Without light source

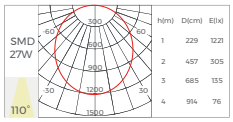

h(m)	D(cm)	E(lx)
1	229	1221
2	457	305
3	685	135
4	914	76

BS5470FP
Prismatic

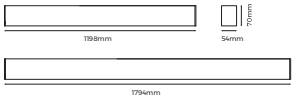

Basic Parameters	
Installation	Pendant/ Ceiling/ Trimless recessed
Lighting direction	Downward
Material	AL6063-T5, spraying surface/ anodizing
Coating	Silver anodized, Black, White
Dimming method	Non/ DALI-2+PUSH/1-10V/Optional
Input voltage	AC220-240V
Application	Indoor
IP grade	IP20
Warranty	5 years
Certification	CE, CB, UKCA, ROHS, Reach

Luminaire Parameters		
Light source	2835	
SDCM	≤3 Step(ANSI)	
UGR	<19 (X=4H, Y=8H)	
CRI	80\90	
CCT	2700\3000\4000\5000\6500K	
Length (mm)	1198	1794
Power (w)	27	38
Luminous flux(lm)	2400	3370
Light efficiency	90LM/ W	
Beam angle	70°	

* The above parameters are based on Ra80, 4000K Light source.

Installation Accessories	
Pendant cable (with junction box)	PY-D
Pendant cable	PN-D
Trimless recessed accessory	RE-03 110X25X82mm
Ceiling accessory	CL-06 90.5X54X5.9mm
Ceiling clip	CP-30 41.2X20X5.8mm
Pendant Rod	PG-I
Whole luminaire splicing bars	EX-41 110X15.5X11.7mm

Corner accessories	
L-shaped	L90-BS5470 150X150X70mm
L-shaped (Inward)	L90N-BS5470 150X150X54mm
L-shaped (Outward)	L90W- BS5470 150X150X54mm
T-shaped	T90-BS5470 300X177.5X70mm
X-shaped	X90-BS5470 300X300X70mm

* Without light source

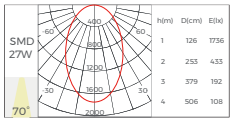

h(m)	D(cm)	E(lx)
1	126	1736
2	253	433
3	379	192
4	506	108

BS7977FD
Diffuser



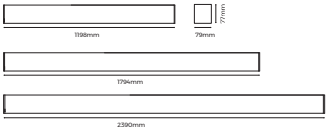

Basic Parameters	
Installation	Pendant/Ceiling/ Trimless recessed
Lighting direction	Downward
Material	AL6063-T5, spraying surface/ anodizing
Coating	Silver anodized, Black, White
Dimming method	Non/ DALI-2+PUSH/ 1-10V/ Tuya/ Casambi optional
Input voltage	AC220-240V
Application	Indoor
IP grade	IP20
Warranty	5 years (Emergency/Tuya/Casambi: 3 years)
Emergency lighting	3H optional
Certification	CE, CB, UKCA, ROHS, Reach

Installation Accessories	
Pendant cable (with junction box)	PY-D
Pendant cable	PN-D
Trimless recessed accessory	RE-04 135.4X25X90mm
Ceiling accessory	CL-09 126X54X5.9mm
Pendant Rod	PG-I
Whole luminaire splicing bars	EX-41 110X15.5X11.7mm

Corner accessories	
L-shaped	L90-BS7977 150X150X77mm
L-shaped (Inward)	L90N-BS7977 150X150X79mm
L-shaped (Outward)	L90W-BS7977 150X150X79mm
T-shaped	T90- BS7977 300X189.5X77mm
X-shaped	X90-BS7977 300X300X77mm

* Without light source

Luminaire Parameters			
Light source	2835		
SDCM	≤3 Step(ANSI)		
CRI	80\90		
CCT	2700\3000\4000\5000\6500\3CCT Dial Switch ①		
Length (mm)	1198	1794	2390
Power (w)	38	60	75
Luminous flux(lm) (Normal version)	4180	6600	8250
Luminous flux(lm) (High-efficiency version)	4940	7800	9750
Light efficiency	110LM/ W, 130LM/ W		
Beam angle	110°		

* The above parameters are based on Ra80, 4000K Light source.

① The color temperature range of the 3CCT dial switch is 3000K/4300K/6500K

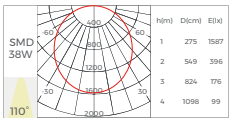

h(m)	D(cm)	E(lx)
1	275	1587
2	549	396
3	824	176
4	1098	99

BS7977FP
Prismatic

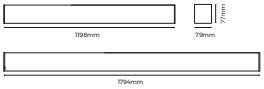

Basic Parameters	
Installation	Pendant/ Ceiling/ Trimless recessed
Lighting direction	Downward
Material	AL6063-T5, spraying surface/ anodizing
Coating	Silver anodized, Black, White
Dimming method	Non/ DALI-2+PUSH/ 1-10V/ Optional
Input voltage	AC220-240V
Application	Indoor
IP grade	IP20
Warranty	5 years
Certification	CE, CB, UKCA, ROHS, Reach

Installation Accessories	
Pendant cable (with junction box)	PY-D
Pendant cable	PN-D
Trimless recessed accessory	RE-04 135.4X25X90mm
Ceiling accessory	CL-09 126X54X5.9mm
Pendant Rod	PG-I
Whole luminaire splicing bars	EX-41 110X15.5X11.7mm

Corner accessories	
L-shaped	L90-BS7977 150X150X77mm
L-shaped (Inward)	L90N-BS7977 150X150X79mm
L-shaped (Outward)	L90W-BS7977 150X150X79mm
T-shaped	T90- BS7977 300X189.5X77mm
X-shaped	X90-BS7977 300X300X77mm

* Without light source

Luminaire Parameters		
Light source	2835	
SDCM	≤3 Step(ANSI)	
UGR	<19 (X=4H, Y=8H)	
CRI	80\90	
CCT	2700\3000\4000\5000\6500K	
Length (mm)	1198	1794
Power (w)	34	51
Luminous flux(lm)	3470	5190
Light efficiency	100LM/ W	
Beam angle	70°	

* The above parameters are based on Ra80, 4000K Light source.

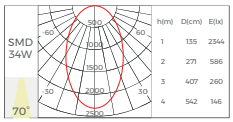

h(m)	D(cm)	E(lx)
1	135	2344
2	271	586
3	407	260
4	542	146

BH3360FD
Diffuser



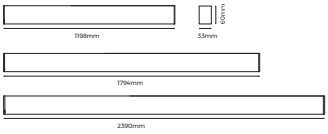

Basic Parameters	
Installation	Pendant
Lighting direction	Upward&Downward
Material	AL6063-T5, spraying surface/ anodizing
Coating	Silver anodized, Black, White
Dimming method	Non/ DALI-2+PUSH/ 1-10V optional
Input voltage	AC220-240V
Application	Indoor
IP grade	IP20
Warranty	5 years (Emergency: 3 years)
Emergency lighting	3H optional
Certification	CE, CB, UKCA, ROHS, Reach

Installation Accessories		
Pendant cable (with junction box)	PY-D	
Pendant cable	PN-D	
Pendant clip	CP-33 25.8X20X8.6mm	
Pendant Rod	PG-I	
Whole luminaire splicing bars	EX-41 110X15.5X11.7mm	

Corner accessories		
L-shaped	L90-BH3360 150X150X60mm	
T-shaped	T90- BH3360 300X166.5X60mm	
X-shaped	X90-BH3360 300X300X60mm	

* Without light source

Luminaire Parameters			
Light source	2835		
SDCM	≤3 Step(ANSI)		
CRI	80\90		
CCT	2700\3000\4000\5000\6500\3CCT Dial Switch ①		
Length (mm)	1198	1794	2390
Power (w)	27	45	60
Luminous flux(lm) (Normal version)	Up: 835	Up: 1390	Up: 1855
	Down: 1865	Down: 3110	Down: 4145
Luminous flux(lm) (High-efficiency version)	Up: 1200	Up: 1870	Up: 2490
	Down: 2240	Down: 3735	Down: 4980
Light efficiency	100LM/ W, 125LM/ W		
Beam angle	110°		

* The above parameters are based on Ra80, 4000K Light source.
① The color temperature range of the 3CCT dial switch is 3000K/4300K/6500K

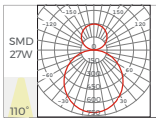

BH3360FP
Prismatic

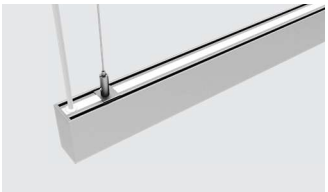

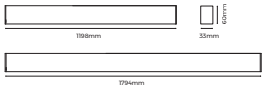

Basic Parameters	
Installation	Pendant
Lighting direction	Upward&Downward
Material	AL6063-T5, spraying surface/ anodizing
Coating	Silver anodized, Black, White
Dimming method	Non/ DALI-2+PUSH/ 1-10V optional
Input voltage	AC220-240V
Application	Indoor
IP grade	IP20
Warranty	5 years (Emergency: 3 years)
Certification	CE, CB, UKCA, ROHS, Reach

Installation Accessories		
Pendant cable (with junction box)	PY-D	
Pendant cable	PN-D	
Pendant clip	CP-33 25.8X20X8.6mm	
Pendant Rod	PG-I	
Whole luminaire splicing bars	EX-41 110X15.5X11.7mm	

Corner accessories		
L-shaped	L90-BH3360 150X150X60mm	
T-shaped	T90- BH3360 300X166.5X60mm	
X-shaped	X90-BH3360 300X300X60mm	

* Without light source

Luminaire Parameters		
Light source	2835	
SDCM	≤3 Step(ANSI)	
UGR	<19 (X=4H, Y=8H)	
CRI	80\90	
CCT	2700\3000\4000\5000\6500\3CCT Dial Switch ①	
Length (mm)	1198	1794
Power (w)	27	45
Luminous flux(lm) (Normal version)	Up: 930	Up: 1550
	Down: 1870	Down: 3120
Light efficiency	105LM/ W	
Beam angle	70°	

* The above parameters are based on Ra80, 4000K Light source.

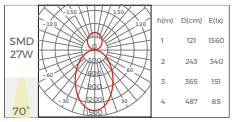

BH5470FD
Diffuser

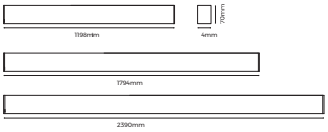

Basic Parameters	
Installation	Pendant
Lighting direction	Upward&Downward
Material	AL6063-T5, spraying surface/ anodizing
Coating	Silver anodized, Black, White
Dimming method	Non/DALI-2+PUSH/1-10V/ Tuya/Casambi optional
Input voltage	AC220-240V
Application	Indoor
IP grade	IP20
Warranty	5 years (Emergency/Tuya/Casambi: 3 years)
Emergency lighting	3H optional
Certification	CE, CB, UKCA, ROHS, Reach

Installation Accessories		
Pendant cable (with junction box)	PY-D	
Pendant cable	PN-D	
Pendant rod	PG-I	
Pendant clip	CP-16 37X20X7mm	
Whole luminaire splicing bars	EX-41 110X15.5X11.7mm	

Corner accessories		
L-shaped	L90-BH5470 150X150X70mm	
T-shaped	T90- BH5470 300X177X70mm	
X-shaped	X90-BH5470 300X300X70mm	

* Without light source

Luminaire Parameters			
Light source	2835		
SDCM	≤3 Step(ANSI)		
CRI	80\90		
CCT	2700\3000\4000\5000\6500\3CCT Dial Switch ①		
Length (mm)	1198	1794	2390
Power (w)	38	60	75
Luminous flux(lm) (Normal version)	Up: 1175	Up: 1855	Up: 2320
	Down: 3005	Down: 4745	Down: 5930
Luminous flux(lm) (High-efficiency version)	Up: 1690	Up: 2600	Up: 3250
	Down: 3250	Down: 5200	Down: 6500
Light efficiency	110LM/ W, 130LM/ W		
Beam angle	110°		

* The above parameters are based on Ra80, 4000K Light source.
① The color temperature range of the 3CCT dial switch is 3000K/4300K/6500K

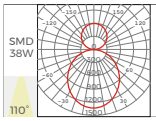

h(m)	D(cm)	E(lx)
1	229	1274
2	458	319
3	687	142
4	915	80

BH5470FP
Prismatic

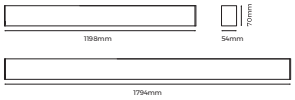

Basic Parameters	
Installation	Pendant
Lighting direction	Upward&Downward
Material	AL6063-T5, spraying surface/ anodizing
Coating	Silver anodized, Black, White
Dimming method	Non/ DALI-2+PUSH/1-10V/ Optional
Input voltage	AC220-240V
Application	Indoor
IP grade	IP20
Warranty	5 years
Certification	CE, CB, UKCA, ROHS, Reach

Installation Accessories		
Pendant cable (with junction box)	PY-D	
Pendant cable	PN-D	
Pendant rod	PG-I	
Pendant clip	CP-16 37X20X7mm	
Whole luminaire splicing bars	EX-41 110X15.5X11.7mm	

Corner accessories		
L-shaped	L90-BH5470 150X150X70mm	
T-shaped	T90-BH5470 300X177X70mm	
X-shaped	X90-BH5470 300X300X70mm	

* Without light source

Luminaire Parameters		
Light source	2835	
SDCM	≤3 Step(ANSI)	
UGR	<19 (X=4H, Y=8H)	
CRI	80\90	
CCT	2700\3000\4000\5000\6500K	
Length (mm)	1198	1794
Power (w)	38	60
Luminous flux(lm) (Normal version)	Up: 1295	Up: 2050
	Down: 2465	Down: 3890
Light efficiency	100LM/ W	
Beam angle	70°	

* The above parameters are based on Ra80, 4000K Light source.

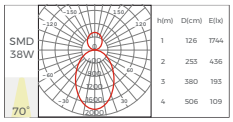

h(m)	D(cm)	E(lx)
1	126	1744
2	253	436
3	380	193
4	506	109

BH7977FD
Diffuser

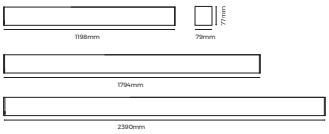

Basic Parameters	
Installation	Pendant
Lighting direction	Upward&Downward
Material	AL6063-T5, spraying surface/ anodizing
Coating	Silver anodized, Black, White
Dimming method	Non/DALI-2+PUSH/1-10V/ Tuya/Casambi optional
Input voltage	AC220-240V
Application	Indoor
IP grade	IP20
Warranty	5 years (Emergency/Tuya/Casambi: 3 years)
Emergency lighting	3H optional
Certification	CE, CB, UKCA, ROHS, Reach

Installation Accessories	
Pendant cable (with junction box)	PY-D
Pendant cable	PN-D
Pendant rod	PG-I
Pendant clip	CP-16 37X20X7mm
Whole luminaire splicing bars	EX-41 110X15.5X11.7mm

Corner accessories	
L-shaped	L90-BH7977 150X150X77mm
T-shaped	L90-BH7977 300X189.5Xmm
X-shaped	L90-BH7977 300X300X77mm

* Without light source

Luminaire Parameters			
Light source	2835		
SDCM	≤3 Step(ANSI)		
CRI	80\90		
CCT	2700\3000\4000\5000\6500\3CCT Dial Switch ①		
Length (mm)	1198	1794	2390
Power (w)	53	75	102
Luminous flux(lm) (Normal version)	Up: 1580	Up: 2235	Up: 3040
	Down: 4250	Down: 6015	Down: 8180
Luminous flux(lm) (High-efficiency version)	Up: 1720	Up: 2440	Up: 3315
	Down: 5170	Down: 7310	Down: 9945
Light efficiency	100LM/ W, 130LM/ W		
Beam angle	110°		

* The above parameters are based on Ra80, 4000K Light source.
① The color temperature range of the 3CCT dial switch is 3000K/4300K/6500K

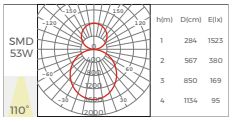

BH7977FP
Prismatic

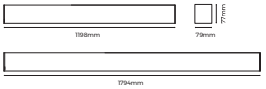

Basic Parameters	
Installation	Pendant
Lighting direction	Upward&Downward
Material	AL6063-T5, spraying surface/ anodizing
Coating	Silver anodized, Black, White
Dimming method	Non/ DALI-2+PUSH/1-10V/ Optional
Input voltage	AC220-240V
Application	Indoor
IP grade	IP20
Warranty	5 years
Certification	CE, CB, UKCA, ROHS, Reach

Installation Accessories	
Pendant cable (with junction box)	PY-D
Pendant cable	PN-D
Pendant rod	PG-I
Pendant clip	CP-16 37X20X7mm
Whole luminaire splicing bars	EX-41 110X15.5X11.7mm

Corner accessories	
L-shaped	L90-BH7977 150X150X77mm
T-shaped	T90-BH7977 300X189.5X77mm
X-shaped	X90-BH7977 300X300X77mm

* Without light source

Luminaire Parameters		
Light source	2835	
SDCM	≤3 Step(ANSI)	
UGR	<19 (X=4H, Y=8H)	
CRI	80\90	
CCT	2700\3000\4000\5000\6500K	
Length (mm)	1198	1794
Power (w)	51	78
Luminous flux(lm) (Normal version)	Up: 1395	Up: 2160
	Down: 3565	Down: 5520
Light efficiency	100LM/ W	
Beam angle	70°	

* The above parameters are based on Ra80, 4000K Light source.

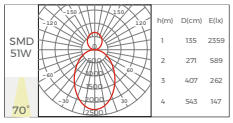

BE5535FD
Diffuser

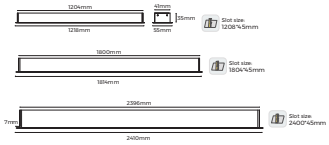

Basic Parameters	
Installation	Recessed
Lighting direction	Downward
Material	AL6063-T5, spraying surface/ anodizing
Coating	Silver anodized, Black, White
Dimming method	Non/DALI-2+PUSH/1-10V/ Tuya/Casambi optional
Input voltage	AC220-240V
Application	Indoor
IP grade	IP20
Warranty	5 years (Emergency/Tuya/Casambi: 3 years)
Emergency lighting	3H optional
Certification	CE, CB, UKCA, ROHS, Reach

Installation Accessories		
Recessed accessory	RB-02 L68.5xW35xH31.6mm	

Corner accessories		
L-shaped	L90-BE5535 150X150X35mm	
L-shaped (Inward)	L90N-BE5535 150X150X55mm	
L-shaped (Outward)	L90W-BE5535 150X150X55mm	
T-shaped	T90-BE5535 300X177.5X35mm	
X-shaped	X90-BE5535 300X300X35mm	

* Without light source

Luminaire Parameters			
Light source	2835		
SDCM	≤3 Step(ANSI)		
CRI	80\90		
CCT	2700\3000\4000\5000\6500\3CCT Dial Switch ①		
Length (mm)	1218	1814	2410
Power (w)	19	27	38
Luminous flux(lm) (Normal version)	1900	2700	3800
Luminous flux(lm) (High-efficiency version)	2370	3380	4750
Light efficiency	100LM/ W, 125LM/ W		
Beam angle	110°		

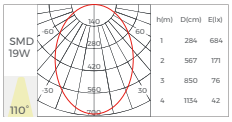

h(m)	D(cm)	E(lx)
1	284	684
2	567	171
3	850	76
4	1134	42

* The above parameters are based on Ra80, 4000K Light source.

① The color temperature range of the 3CCT dial switch is 3000K/4300K/6500K

BE5535FP
Prismatic

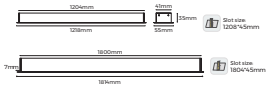

Basic Parameters	
Installation	Recessed
Lighting direction	Downward
Material	AL6063-T5, spraying surface/ anodizing
Coating	Silver anodized, Black, White
Dimming method	Non/ DALI-2+PUSH/1-10V/ Optional
Input voltage	AC220-240V
Application	Indoor
IP grade	IP20
Warranty	5 years
Certification	CE, CB, UKCA, ROHS, Reach

Installation Accessories		
Recessed accessory	RB-02 L68.5xW35xH31.6mm	

Corner accessories		
L-shaped	L90-BE5535 150X150X35mm	
L-shaped (Inward)	L90N-BE5535 150X150X55mm	
L-shaped (Outward)	L90W-BE5535 150X150X55mm	
T-shaped	T90-BE5535 300X177.5X35mm	
X-shaped	X90-BE5535 300X300X35mm	

* Without light source

Luminaire Parameters		
Light source	2835	
SDCM	≤3 Step(ANSI)	
UGR	<19 (X=4H, Y=8H)	
CRI	80\90	
CCT	2700\3000\4000\5000\6500K	
Length (mm)	1218	1814
Power (w)	19	27
Luminous flux(lm)	1710	2430
Light efficiency	90LM/ W	
Beam angle	70°	

* The above parameters are based on Ra80, 4000K Light source.

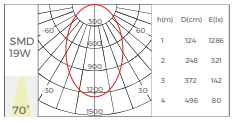

h(m)	D(cm)	E(lx)
1	124	1286
2	248	321
3	372	142
4	496	80

BE6935FD
Diffuser



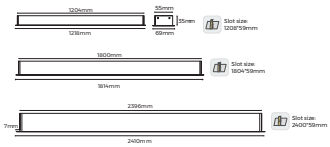

Basic Parameters	
Installation	Recessed
Lighting direction	Downward
Material	AL6063-T5, spraying surface/ anodizing
Coating	Silver anodized, Black, White
Dimming method	Non/DALI-2+PUSH/1-10V/ Tuya/Casambi optional
Input voltage	AC220-240V
Application	Indoor
IP grade	IP20
Warranty	5 years（Emergency：Tuya/Casambi 3 years）
Emergency lighting	3H optional
Certification	CE, CB, UKCA, ROHS, Reach

Installation Accessories		
Recessed accessory	RB-02 L68.5xW35xH31.6mm	

Corner accessories		
L-shaped	L90-BE6935 150X150X35mm	
L-shaped (Inward)	L90N-BE6935 150X150X69mm	
L-shaped (Outward)	L90W-BE6935 150X150X69mm	
T-shaped	T90-BE6935 300X184.5X35mm	
X-shaped	X90-BE6935 300X300X35mm	

* Without light source

Luminaire Parameters			
Light source	2835		
SDCM	≤3 Step(ANSI)		
CRI	80\90		
CCT	2700\3000\4000\5000\6500\3CCT Dial Switch①		
Length (mm)	1218	1814	2410
Power (w)	27	38	53
Luminous flux(lm) (Normal version)	2970	4180	5830
Luminous flux(lm) (High-efficiency version)	3510	4940	6890
Light efficiency	110LM/ W, 130LM/ W		
Beam angle	110°		

* The above parameters are based on Ra80, 4000K Light source.
① The color temperature range of the 3CCT dial switch is 3000K/4300K/6500K

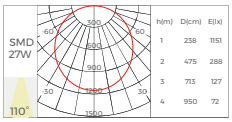

BE6935FP
Prismatic

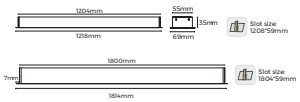

Basic Parameters	
Installation	Recessed
Lighting direction	Downward
Material	AL6063-T5, spraying surface/ anodizing
Coating	Silver anodized, Black, White
Dimming method	Non/ DALI-2+PUSH/1-10V/ Optional
Input voltage	AC220-240V
Application	Indoor
IP grade	IP20
Warranty	5 years
Certification	CE, CB, UKCA, ROHS, Reach

Installation Accessories		
Recessed accessory	RB-02 L68.5xW35xH31.6mm	

Corner accessories		
L-shaped	L90-BE6935 150X150X35mm	
L-shaped (Inward)	L90N-BE6935 150X150X69mm	
L-shaped (Outward)	L90W-BE6935 150X150X69mm	
T-shaped	T90-BE6935 300X184.5X35mm	
X-shaped	X90-BE6935 300X300X35mm	

* Without light source

Luminaire Parameters		
Light source	2835	
SDCM	≤3 Step(ANSI)	
UGR	<19（X=4H, Y=8H）	
CRI	80\90	
CCT	2700\3000\4000\5000\6500K	
Length (mm)	1218	1814
Power (w)	27	38
Luminous flux(lm)	2520	3550
Light efficiency	90LM/ W	
Beam angle	70°	

* The above parameters are based on Ra80, 4000K Light source.

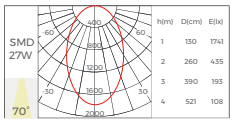

BE9435FD
Diffuser

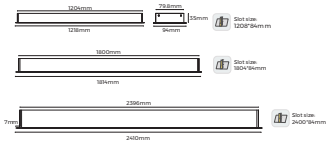

Basic Parameters	
Installation	Recessed
Lighting direction	Downward
Material	AL6063-T5, spraying surface/ anodizing
Coating	Silver anodized, Black, White
Dimming method	Non/DALI-2+PUSH/1-10V/ Tuya/Casambi optional
Input voltage	AC220-240V
Application	Indoor
IP grade	IP20
Warranty	5 years (Emergency/Tuya/Casambi: 3 years)
Emergency lighting	3H optional
Certification	CE, CB, UKCA, ROHS, Reach

Installation Accessories		
Recessed accessory	RB-02 L68.5xW35xH31.6mm	

Corner accessories		
L-shaped	L90N-BE9435 150X150X35mm	
L-shaped (Inward)	L90N-BE9435 150X150X94mm	
L-shaped (Outward)	L90W-BE9435 150X150X94mm	
T-shaped	T90-BE9435 300X197.5X35mm	
X-shaped	X90-BE9435 300X300X35mm	

* Without light source

Luminaire Parameters			
Light source	2835		
SDCM	≤3 Step(ANSI)		
CRI	80\90		
CCT	2700\3000\4000\5000\6500\3CCT Dial Switch ①		
Length (mm)	1218	1814	2410
Power (w)	38	60	75
Luminous flux(lm) (Normal version)	4180	6600	8250
Luminous flux(lm) (High-efficiency version)	4940	7800	9750
Light efficiency	110LM/ W, 130LM/ W		
Beam angle	110°		

* The above parameters are based on Ra80, 4000K Light source.

① The color temperature range of the 3CCT dial switch is 3000K/4300K/6500K

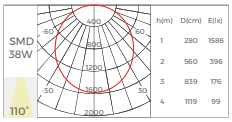

h(m)	D(cm)	E(lx)
1	280	1586
2	560	396
3	839	176
4	1119	99

BE9435FP
Prismatic

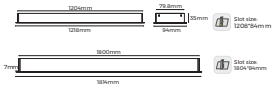

Basic Parameters	
Installation	Recessed
Lighting direction	Downward
Material	AL6063-T5, spraying surface/ anodizing
Coating	Silver anodized, Black, White
Dimming method	Non/ DALI-2+PUSH/1-10V/ Optional
Input voltage	AC220-240V
Application	Indoor
IP grade	IP20
Warranty	5 years
Certification	CE, CB, UKCA, ROHS, Reach

Installation Accessories		
Recessed accessory	RB-02 L68.5xW35xH31.6mm	

Corner accessories		
L-shaped	L90N-BE9435 150X150X35mm	
L-shaped (Inward)	L90N-BE9435 150X150X94mm	
L-shaped (Outward)	L90W-BE9435 150X150X94mm	
T-shaped	T90-BE9435 300X197.5X35mm	
X-shaped	X90-BE9435 300X300X35mm	

* Without light source

Luminaire Parameters		
Light source	2835	
SDCM	≤3 Step(ANSI)	
UGR	<19 (X=4H, Y=8H)	
CRI	80\90	
CCT	2700\3000\4000\5000\6500K	
Length (mm)	1218	1814
Power (w)	34	51
Luminous flux(lm)	3280	4910
Light efficiency	95LM/ W	
Beam angle	70°	

* The above parameters are based on Ra80, 4000K Light source.

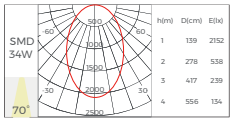

h(m)	D(cm)	E(lx)
1	139	2152
2	278	538
3	417	239
4	556	134

SKYLINE

Linear lighting system SKYLINE series links two points together with an outright line. The line shuttle flexibly and freely in space like horse off the reins to form a myriad of creative styling, bringing up brand-new lighting experience with the charm of purest linear.

SKYLINE Package

Ra90 | 2700 K | 3000 K | 4000 K | 6000 K

SKY-06B
6M

COF Strip Dot-free | Direct Lighting | 10 W/m | 1000 LM/m | DC 24V

Ra90 | 2700 K | 3000 K | 4000 K | 6000 K



SKY-06A
6M

High Lumen strip | Indirect Lighting | 13.5 W/m | 1320 LM/m | DC 24V

Ra90 | 2700 K | 3000 K | 4000 K | 6000 K

Ultra long strip | Indirect Lighting | 8.7 W/m | 890 LM/m | DC 24V

SKY-12C
12M

SKY-20
20M

Indirect Lighting
Direct Lighting
Wall Washing

SKY-06A

Basic Parameters

Installation	Ceiling
Lighting direction	Upward
Material	Zinc alloy, spraying surface, steel belt (stainless steel)
Coating	Black
Dimming method	No Power supply
Input voltage	DC24V
Application	Indoor
IP grade	IP20
Warranty	5 years
Certification	CE, Rohs, Reach

Luminaire Parameters

Light source	D8120-24V-8mm			
Power (W/M)	13.5			
CRI	90			
CCT	2700K	3000K	4000K	6000K
Luminous flux (LM/M)	1200	1270	1320	1270
Light efficiency (LM/W)	89	94	98	94
Beam angle	110°			

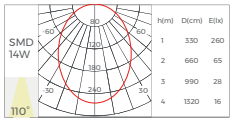

h(m)	D(cm)	E(lx)
1	330	260
2	660	65
3	990	28
4	1320	16

SKY-06B



Basic Parameters

Installation	Ceiling
Lighting direction	Downward
Material	Zinc alloy, spraying surface, steel belt (stainless steel)
Coating	Black
Dimming method	No Power supply
Input voltage	DC24V
Application	Indoor
IP grade	IP20
Warranty	5 years
Certification	CE, Rohs, Reach

Luminaire Parameters

Light source	DF10-24V-8mm			
Power (W/M)	10			
CRI	90			
CCT	2700K	3000K	4000K	6500K
Luminous flux (LM/M)	820	900	980	1000
Light efficiency (LM/W)	82	90	98	100
Beam angle	110°			

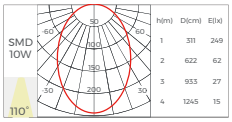

h(m)	D(cm)	E(lx)
1	311	249
2	622	62
3	933	27
4	1245	15

SKY-12C

Basic Parameters

Installation	Ceiling
Lighting direction	Upward
Material	Zinc alloy, spraying surface, steel belt (stainless steel)
Coating	Black
Dimming method	No Power supply
Input voltage	DC24V
Application	Indoor
IP grade	IP20
Warranty	5 years
Certification	CE, Rohs, Reach

Luminaire Parameters

Light source	DS8120-24V-12mm			
Power (W/M)	8.7			
CRI	90			
CCT	2700K	3000K	4000K	6000K
Luminous flux (LM/M)	810	850	890	850
Light efficiency (LM/W)	93	98	102	98
Beam angle	110°			

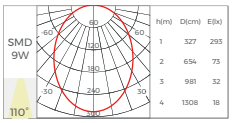

h(m)	D(cm)	E(lx)
1	327	293
2	654	73
3	981	32
4	1308	18

SKY-20C

Basic Parameters

Installation	Ceiling
Lighting direction	Upward
Material	Zinc alloy, spraying surface, steel belt (stainless steel)
Coating	Black
Dimming method	No Power supply
Input voltage	DC24V
Application	Indoor
IP grade	IP20
Warranty	5 years
Certification	CE, Rohs, Reach

Luminaire Parameters

Light source	DS8120-24V-12mm			
Power (W/M)	8.7			
CRI	90			
CCT	2700K	3000K	4000K	6000K
Luminous flux (LM/M)	810	850	890	850
Light efficiency (LM/W)	93	98	102	98
Beam angle	110°			

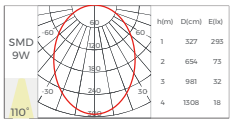

h(m)	D(cm)	E(lx)
1	327	293
2	654	73
3	981	32
4	1308	18

LLS-C

LLS-C, of 35/ 55mm luminous surface, is available in any diameters and any radians. It can be spliced with 20m/ roll flexible diffuser and twisted 90°/ 180° to form creative 3D styling.

Product Overview

AS3535 Series

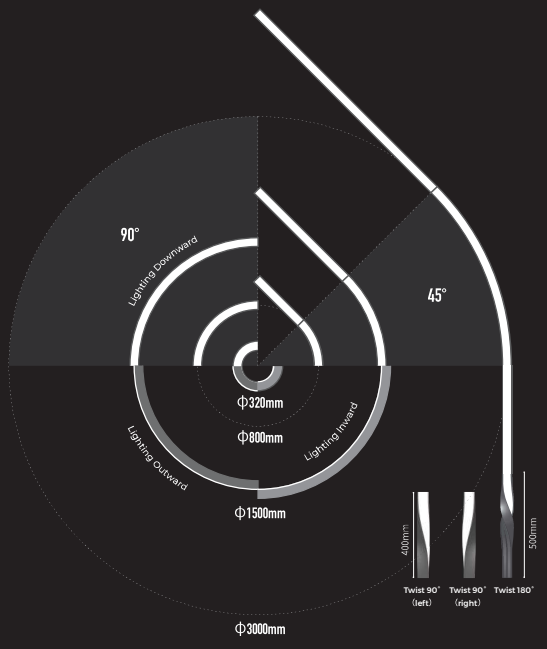

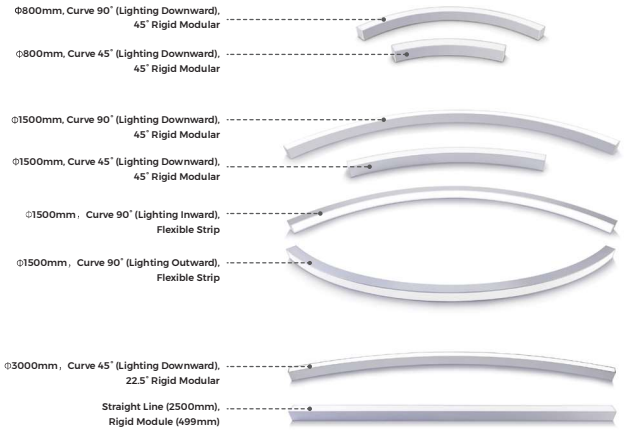

Product Overview

AH5060 Series

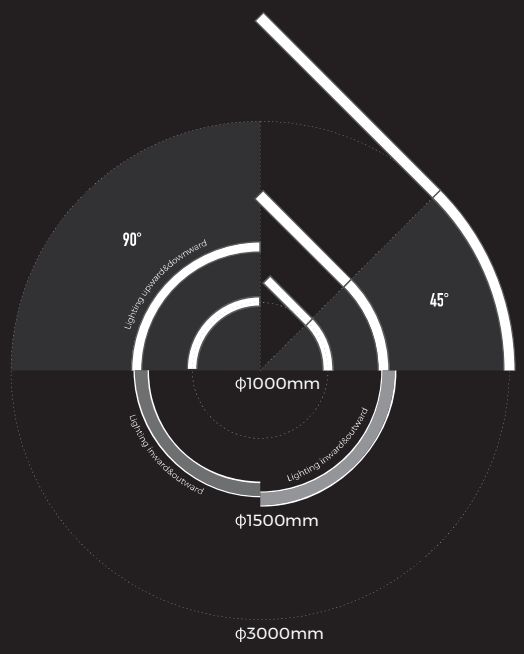



Features



Modular design:
8 modules can be combined and interconnected freely according to the spatial design.



Circular Application:
Can be interconnected into circular shape with different diameters.

Curve Application:
Can be interconnected into curves with different radians.



Lighting upward&Downward:
AH5060 series acan can achieve lighting upward&Downward.

Flexible diffuser:
20m/ roll flexible diffuser, can achieve ultra-long leak-proof application in 3D space without needs of splicing. Different radians share the same diffuser.



Leak-proof splicing:
Brand-new splicing bars, convenient to use and can achieve leak-proof lighting effect.

AS3535-2500



Basic Parameters	
Installation	Pendant, Ceiling, Trimless recessed
Lighting direction	Downward
Material	AL6063-T5, spraying surface
Coating	Silver, Black, White
Application	Indoor
IP grade	IP20
Warranty	5 years
Certification	Rohs, Reach

Profile components		
Profile	AS3535-2500 35×35×2500mm	
Diffuser	CV-AS3535FD L20000×W32×H3.5mm	
End cap	EC-AS3535 35×35×1.5mm	

Installation Accessory		
Pendant cable	PN-W	
Pendant cable (wire and pendant cable in one)	PE-K	
Mounting clip	CL-05	
Screw set	CL-01 M3.5×40mm	
Trimless recessed accessory	RE-13 78×34×15mm	

Control		
Programmable digital controller	K-1000C	
Programmable digital controller	K-8000C	
RGB control receiver	CR3-GBA	
RGBW Remote	CK4-GBA	
CCT control receiver	CR2-GBA	
CCT Remote	CK2-GBA	

Interconnection Accessory		
Splicing bar	EX-26 25×23.5×4.6mm	

Light Source

Flexible strip — 2700 K, 3000 K, 3500 K, 4000 K, 5600 K, 6500 K

Model	CRI	Lumens (4000K)±	Voltage	Typ.power	Size	LEDs/m	Cutting unit
DS8160-24V-15mm	>80	2880LM/M	24V	19.2W/m	5000x15x1.5mm	160LEDs	50mm /8LEDs
DMA120-24V-15MM	/	720LM/M	24V	25W/m	5000x15x1.5mm	120LEDs	50mm /6LEDs
DA168-24V-15MM	/	815LM/M	24V	20W/m	4000x15x1.5mm	168LEDs	35.7mm /6LEDs
DS8320-24V-15MM	>80 >90	2880LM/M	24V	38.4W/m	4000x20x1.5mm	320LEDs	50mm /8LEDs

Rigid module

Model	CRI	Lumens (4000K)	Voltage	Typ.power	Size	LEDs/pcs	Cutting unit
DY8160-24V-20mm	>80 >90	1440LM/pcs	24V	9.6W/pcs	499x20x3.8mm	80LEDs	100mm /16LEDs

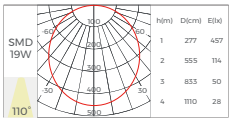

AS3535-03A90

Basic Parameters	
Installation	Pendant, Ceiling, Trimless recessed
Lighting direction	Downward
Material	AL6063-T5, spraying surface
Coating	Silver, Black, White
Application	Indoor
IP grade	IP20
Warranty	5 years
Certification	Rohs, Reach

Profile components		
Profile	AS3535-03A90 35×35mm L320mm, 90°	
Diffuser	CV-AS3535FD L20000×W32×H3.5mm	
End cap	EC-AS3535 35×35×1.5mm	

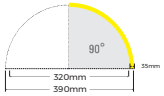

Installation Accessory		
Pendant cable	PN-W	
Pendant cable (wire and pendant cable in one)	PE-K	
Mounting clip	CL-05	
Screw set	CL-01 M3.5×40mm	
Trimless recessed accessory	RE-13 78×34×15mm	

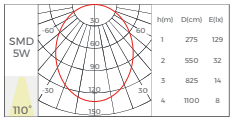

Light Source

Rigid Module — 2700 K, 3000 K, 3500 K, 4000 K, 5600 K, 6500 K

Model	CRI	Lumens (4000K)	Voltage	Typ.power	Size	LEDs/pcs	Cutting unit
DY8160-24V-20mm-03A90	>80 >90	810LM/M	24V	5.4W/m	D320x90°x20 x5.8mm	48LEDs	16LEDs

AS3535-03N90

Basic Parameters	
Installation	Pendant, Ceiling
Lighting direction	Inward
Material	AL6063-T5, spraying surface
Coating	Silver, Black, White
Application	Indoor
IP grade	IP20
Warranty	5 years
Certification	Rohs, Reach

Profile components		
Profile	AS3535-03N90 35×35mm, D520mm, 90°	
Diffuser	CV-AS3535FD L20000×W32×H3.5mm	
End cap	EC-AS3535 35×35×1.5mm	

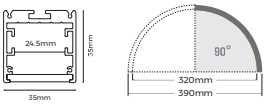

Installation Accessory		
Pendant cable	PN-W	
Pendant cable (wire and pendant cable in one)	PE-K	
Mounting clip	CL-04	
Screw set	CL-01 M3.5x40mm	

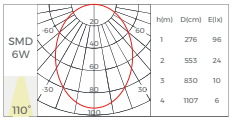

h(m)	D(cm)	E(lx)
1	276	96
2	553	24
3	830	10
4	1107	6

Light Source							
Flexible strip						2700 K, 3000 K, 3500 K, 4000 K, 5000 K, 6500 K	
Model	CRI	Lumens (4000K)	Voltage	Typ.power	Size	LEDs/m	Cutting unit
DS8160-24V-15mm	>80	2880LM/M	24V	19.2W/m	5000x15x1.5mm	160LEDs	50mm /8LEDs
DMA120-24V-15MM	/	720LM/M	24V	25W/m	5000x15x1.5mm	120LEDs	50mm /6LEDs
DA168-24V-15MM	/	815LM/M	24V	20W/m	4000x15x1.5mm	168LEDs	35.7mm /6LEDs
DS8320-24V-15MM	>80 >90	2880LM/M	24V	38.4W/m	4000x20x1.5mm	320LEDs	50mm /8LEDs

Control		
Programmable digital controller	K-1000C	
Programmable digital controller	K-8000C	
RGB control receiver	CR3-GBA	
RGBW Remote	CK4-GBA	
CCT control receiver	CR2-GBA	
CCT Remote	CK2-GBA	

AS3535-03W90

Basic Parameters	
Installation	Pendant, Ceiling
Lighting direction	Outward
Material	AL6063-T5, spraying surface
Coating	Silver, Black, White
Application	Indoor
IP grade	IP20
Warranty	5 years
Certification	Rohs, Reach

Profile components		
Profile	AS3535-03W90 35×35mm, D520mm, 90°	
Diffuser	CV-AS3535FD L20000×W32×H3.5mm	
End cap	EC-AS3535 35×35×1.5mm	

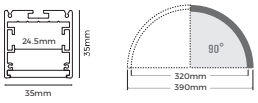

Installation Accessory		
Pendant cable	PN-W	
Pendant cable (wire and pendant cable in one)	PE-K	
Mounting clip	CL-04	
Screw set	CL-01 M3.5x40mm	

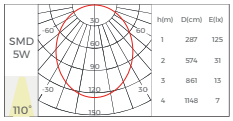

h(m)	D(cm)	E(lx)
1	287	125
2	574	31
3	861	13
4	1148	7

Light Source							
Flexible strip						2700 K, 3000 K, 3500 K, 4000 K, 5000 K, 6500 K	
Model	CRI	Lumens (4000K)	Voltage	Typ.power	Size	LEDs/m	Cutting unit
DS8160-24V-15mm	>80	2880LM/M	24V	19.2W/m	5000x15x1.5mm	160LEDs	50mm /8LEDs
DMA120-24V-15MM	/	720LM/M	24V	25W/m	5000x15x1.5mm	120LEDs	50mm /6LEDs
DA168-24V-15MM	/	815LM/M	24V	20W/m	4000x15x1.5mm	168LEDs	35.7mm /6LEDs
DS8320-24V-15MM	>80 >90	2880LM/M	24V	38.4W/m	4000x20x1.5mm	320LEDs	50mm /8LEDs

AS3535-08A45/90

Basic Parameters	
Installation	Pendant, Ceiling, Trimless recessed
Lighting direction	Downward
Material	AL6063-T5, spraying surface
Coating	Silver, Black, White
Application	Indoor
IP grade	IP20
Warranty	5 years
Certification	Rohs, Reach

Profile components		
Profile	AS3535-08A45/90 35×35mm;D800mm;45°/90°	
Diffuser	CV-AS3535FD L20000×W32×H3.5mm	
End cap	EC-AS3535 35×35×1.5mm	

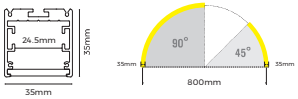

Installation Accessory		
Pendant cable	PN-W	
Pendant cable (wire and pendant cable in one)	PE-K	
Pendant accessory	PY-C φ250x20x0.6mm	
Mounting clip	CL-05	
Screw set	CL-01 M3.5x40mm	
Trimless recessed accessory	RE-13 78×34×15mm	

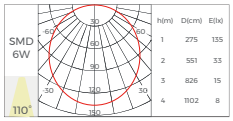

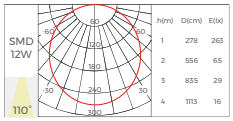

Interconnection Accessory		
Splicing bar	EX-26 30×23.5×4.6mm	

Light Source								
Rigid Module								
Model	CRI	Lumens (4000K)	Voltage	Typpower	Size		LEDs/ pcs	Cutting unit
DYB160-24V-20mm-08A45	>80 >90	870LM/ pcs	24V	5.8W/ pcs	D800x45°x20x5.8mm		48LEDs	16LEDs

AS3535-15A45/90



Basic Parameters	
Installation	Pendant, Ceiling, Trimless recessed
Lighting direction	Downward
Material	AL6063-T5, spraying surface
Coating	Silver, Black, White
Application	Indoor
IP grade	IP20
Warranty	5 years
Certification	Rohs, Reach

Profile components		
Profile	AS3535-15A45/90 35×35mm;D1500mm;45°/90°	
Diffuser	CV-AS3535FD L20000×W32×H3.5mm	
End cap	EC-AS3535 35×35×1.5mm	

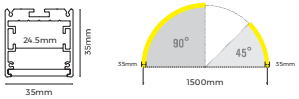

Installation Accessory		
Pendant cable	PN-W	
Pendant cable (wire and pendant cable in one)	PE-K	
Pendant accessory	PY-C φ350x20x0.6mm	
Mounting clip	CL-05	
Screw set	CL-01 M3.5x40mm	
Trimless recessed accessory	RE-13 78×34×15mm	

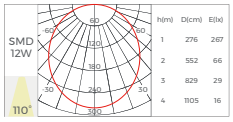

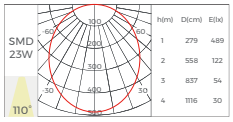

Interconnection Accessory		
Splicing bar	EX-26 L30×23.5×4.6mm	

Light Source								
Rigid Module								
Model	CRI	Lumens (4000K)	Voltage	Typpower	Size		LEDs/ pcs	Cutting unit
DYB160-24V-20mm-15A45	>80 >90	1740LM/ pcs	24V	11.6W/ pcs	D1500x45°x20x5.8mm		96LEDs	16LEDs

AS3535-15N90



Basic Parameters	
Installation	Pendant, Ceiling
Lighting direction	Inward
Material	AL6063-T5, spraying surface
Coating	Silver, Black, White
Application	Indoor
IP grade	IP20
Warranty	5 years
Certification	Rohs, Reach

Profile components		
Profile	AS3535-15N90 35x35mm, Dl500mm, 90°	
Diffuser	CV-AS3535FD L20000×W32×H3.5mm	
End cap	EC-AS3535 35×35×1.5mm	

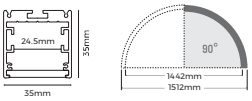

Installation Accessory		
Pendant cable	PN-W	
Pendant cable (wire and pendant cable in one)	PE-K	
Pendant accessory	PY-C ϕ350x20x0.6mm	
Mounting clip	CL-04	
Screw set	CL-01 M3.5x40mm	

Control		
Programmable digital controller	K-1000C	
Programmable digital controller	K-8000C	
RGB control receiver	CR3-GBA	
RGBW Remote	CK4-GBA	
CCT control receiver	CR2-GBA	
CCT Remote	CK2-GBA	

Interconnection Accessory		
Splicing bar	EX-26 L30×23.5×4.6mm	

Light Source										
Flexible strip							2700 K	3000 K	3500 K	4000 K	5000 K	6500 K
Model	CRI	Lumens (4000K)	Voltage	Typ.power	Size		LEDs/m	Cutting unit
DS8160-24V-15mm	>80	2880LM/M	24V	19.2W/m	5000x15x1.5mm		160LEDs	50mm /8LEDs
DM4120-24V-15MM	/	720LM/M	24V	25W/m	5000x15x1.5mm		120LEDs	50mm /6LEDs
DA168-24V-15MM	/	815LM/M	24V	20W/m	4000x15x1.5mm		168LEDs	35.7mm /6LEDs
DS8320-24V-15MM	>80 >90	2880LM/M	24V	38.4W/m	4000x22x1.5mm		320LEDs	50mm /8LEDs

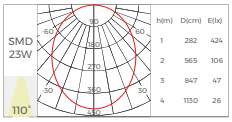

h(m)	D(cm)	E(lx)
1	282	424
2	565	106
3	847	47
4	1130	26

AS3535-15W90

Basic Parameters	
Installation	Pendant, Ceiling
Lighting direction	Outward
Material	AL6063-T5, spraying surface
Coating	Silver, Black, White
Application	Indoor
IP grade	IP20
Warranty	5 years
Certification	Rohs, Reach

Profile components		
Profile	AS3535-15W90 35x35mm, Dl500mm, 90°	
Diffuser	CV-AS3535FD L20000×W32×H3.5mm	
End cap	EC-AS3535 35×35×1.5mm	

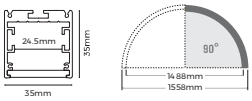

Installation Accessory		
Pendant cable	PN-W	
Pendant cable (wire and pendant cable in one)	PE-K	
Pendant accessory	PY-C ϕ350x20x0.6mm	
Mounting clip	CL-04	
Screw set	CL-01 M3.5x40mm	

Control		
Programmable digital controller	K-1000C	
Programmable digital controller	K-8000C	
RGB control receiver	CR3-GBA	
RGBW Remote	CK4-GBA	
CCT control receiver	CR2-GBA	
CCT Remote	CK2-GBA	

Interconnection Accessory		
Splicing bar	EX-26 L30×23.5×4.6mm	

Light Source										
Flexible strip							2700 K	3000 K	3500 K	4000 K	5000 K	6500 K
Model	CRI	Lumens (4000K)	Voltage	Typ.power	Size		LEDs/m	Cutting unit
DS8160-24V-15mm	>80	2880LM/M	24V	19.2W/m	5000x15x1.5mm		160LEDs	50mm /8LEDs
DM4120-24V-15MM	/	720LM/M	24V	25W/m	5000x15x1.5mm		120LEDs	50mm /6LEDs
DA168-24V-15MM	/	815LM/M	24V	20W/m	4000x15x1.5mm		168LEDs	35.7mm /6LEDs
DS8320-24V-15MM	>80 >90	2880LM/M	24V	38.4W/m	4000x22x1.5mm		320LEDs	50mm /8LEDs

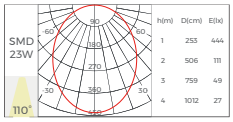

h(m)	D(cm)	E(lx)
1	253	444
2	506	111
3	759	49
4	1012	27

AS3535-30A45



Basic Parameters	
Installation	Pendant, Ceiling, Trimless recessed
Lighting direction	Downward
Material	AL6063-T5, spraying surface
Coating	Silver, Black, White
Application	Indoor
IP grade	IP20
Warranty	5 years
Certification	Rohs, Reach

Profile components		
Profile	AS3535-30A45 35×35mm,D3000mm,45°	
Diffuser	CV-AS3535FD L20000×W32×H3.5mm	
End cap	EC-AS3535 35×35×1.5mm	

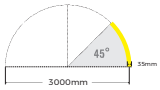

Installation Accessory		
Pendant cable	PN-W	
Pendant cable (wire and pendant cable in one)	PE-K	
Mounting clip	CL-05	
Screw set	CL-01 M5,W40mm	
Trimless recessed accessory	RE-13 78×34×15mm	

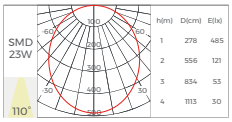

Interconnection Accessory		
Splicing bar	EX-26 L30×23.5×4.6mm	

Light Source									
Rigid Module						2700 K	3000 K	3500 K	4000 K	5000 K	6500 K

Model	CRI	Lumens (4000K)	Voltage	Typ.power	Size	LEDs/pcs	Cutting unit
DYS1160-24V-20mm-30A25	>80 >90	1740LM/pcs	24V	11.6W/pcs	D3000x22.5°x20x5.8mm	96LEDs	16LEDs

AS3535-04T90L

Basic Parameters	
Installation	Pendant, Ceiling, Trimless recessed
Lighting direction	Downward
Material	AL6063-T5, spraying surface
Coating	Silver, Black, White
Application	Indoor
IP grade	IP20
Warranty	5 years
Certification	Rohs, Reach

Profile components		
Profile	AS3535-04T90L 35×35×400mm, twist 90° left	
Diffuser	CV-AS3535FD L20000×W32×H3.5mm	
End cap	EC-AS3535 35×35×1.5mm	

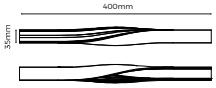

Installation Accessory		
Pendant cable	PN-W	
Pendant cable (wire and pendant cable in one)	PE-K	

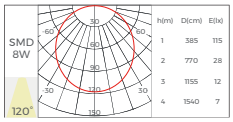

Light Source									
Flexible strip						2700 K	3000 K	3500 K	4000 K	5000 K	6500 K

Model	CRI	Lumens (4000K)	Voltage	Typ.power	Size	LEDs/m	Cutting unit
DS8160-24V-15mm	>80	2880LM/M	24V	19.2W/m	5000x15x1.5mm	160LEDs	50mm /6LEDs
DM4120-24V-15MM	/	720LM/M	24V	25W/m	5000x15x1.5mm	120LEDs	50mm /6LEDs
DA168-24V-15MM	/	815LM/M	24V	20W/m	4000x15x1.5mm	168LEDs	35.7mm /6LEDs
DS8320-24V-15MM	>80 >90	2880LM/M	24V	38.4W/m	4000x20x1.5mm	320LEDs	50mm /6LEDs

Control		
Programmable digital controller	K-1000C	
Programmable digital controller	K-8000C	
RGB control receiver	CR3-GBA	
RGBW Remote	CK4-GBA	
CCT control receiver	CR2-GBA	
CCT Remote	CK2-GBA	

AS3535-04T90R

Basic Parameters

Installation	Pendant, Ceiling, Trimless recessed
Lighting direction	Downward
Material	AL6063-T5, spraying surface
Coating	Silver, Black, White
Application	Indoor
IP grade	IP20
Warranty	5 years
Certification	Rohs, Reach

Profile components

Profile	AS3535-04T90R 35×35×400mm, twist 90° right	
Diffuser	CV-AS3535FD L20000×W32×H3.5mm	
End cap	EC-AS3535 35×35×1.5mm	

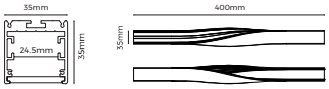

Installation Accessory

Pendant cable	PN-W	
Pendant cable (wire and pendant cable in one)	PE-K	

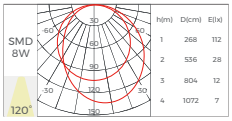

Light Source

Flexible strip 2700 K 3000 K 3500 K 4000 K 5000 K 6500 K

Model	CRI	Lumens (4000K)	Voltage	Typ.power	Size	LEDs/m	Cutting unit
DS8160-24V-15mm	>80	2880LM/M	24V	19.2W/m	5000x15x1.5mm	160LEDs	50mm /8LEDs
DMA120-24V-15MM	/	720LM/M	24V	25W/m	5000x15x1.5mm	120LEDs	50mm /6LEDs
DA168-24V-15MM	/	815LM/M	24V	20W/m	4000x15x1.5mm	168LEDs	35.7mm /6LEDs
DS8320-24V-15MM	>80 >90	2880LM/M	24V	38.4W/m	4000x20x1.5mm	320LEDs	50mm /8LEDs

Control

Programmable digital controller	K-1000C	
Programmable digital controller	K-8000C	
RGB control receiver	CR3-GBA	
RGBW Remote	CK4-GBA	
CCT control receiver	CR2-GBA	
CCT Remote	CK2-GBA	

AS3535-05T180

Basic Parameters

Installation	Pendant, Ceiling, Trimless recessed
Lighting direction	Downward
Material	AL6063-T5, spraying surface
Coating	Silver, Black, White
Application	Indoor
IP grade	IP20
Warranty	5 years
Certification	Rohs, Reach

Profile components

Profile	AS3535-05T180 35×35×500mm, twist 180°	
Diffuser	CV-AS3535FD L20000×W32×H3.5mm	
End cap	EC-AS3535 35×35×1.5mm	

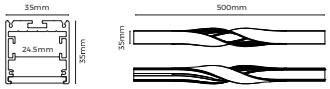

Installation Accessory

Pendant cable	PN-W	
Pendant cable (wire and pendant cable in one)	PE-K	

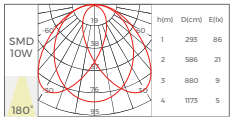

Light Source

Flexible strip 2700 K 3000 K 3500 K 4000 K 5000 K 6500 K

Model	CRI	Lumens (4000K)	Voltage	Typ.power	Size	LEDs/m	Cutting unit
DS8160-24V-15mm	>80	2880LM/M	24V	19.2W/m	5000x15x1.5mm	160LEDs	50mm /8LEDs
DMA120-24V-15MM	/	720LM/M	24V	25W/m	5000x15x1.5mm	120LEDs	50mm /6LEDs
DA168-24V-15MM	/	815LM/M	24V	20W/m	4000x15x1.5mm	168LEDs	35.7mm /6LEDs
DS8320-24V-15MM	>80 >90	2880LM/M	24V	38.4W/m	4000x20x1.5mm	320LEDs	50mm /8LEDs

Control

Programmable digital controller	K-1000C	
Programmable digital controller	K-8000C	
RGB control receiver	CR3-GBA	
RGBW Remote	CK4-GBA	
CCT control receiver	CR2-GBA	
CCT Remote	CK2-GBA	

AH5060-2500



Basic Parameters	
Installation	Pendant, Ceiling
Lighting direction	Upward&downward
Material	AL6063-T5, spraying surface
Coating	Silver, Black, White
Application	Indoor
IP grade	IP20
Warranty	5 years
Certification	Rohs, Reach

Profile components		
Profile	AH5060-2500 L2500×W50×H60mm	
50 Diffuser	CV-AH5060FD L20000×W47×H4mm	
35 Diffuser	CV-AS3535FD L20000×W32×H3.5mm	
End cap	EC-AH5060 L60×W50×H2mm	

Installation Accessory		
Pendant cable	PN-W	
Pendant cable (wire and pendant cable in one)	PE-C	
Pendant Clips	CP-29 39.5×20×12mm	
Mounted Screw	CL15 M3.9x50mm	

Control		
Programmable digital controller	K-1000C	
Programmable digital controller	K-8000C	
RGB control receiver	CR3-GBA	
RGBW Remote	CK4-GBA	
CCT control receiver	CR2-GBA	
CCT Remote	CK2-GBA	

Interconnection Accessory		
Splicing bar	EX-25 25X32X8.5mm	

Light Source									
Flexible strip						2700 K	3000 K	3500 K	4000 K	5000 K	6500 K
Model	CRI	Lumens (4000K)	Voltage	Typ.power	Size	LEDs/m	Cutting unit
DS8160-24V-15mm	>80	2880LM/M	24V	19.2W/m	5000x15x1.5mm	160LEDs	50mm / 8LEDs
DM4120-24V-15MM	/	720LM/M	24V	25W/m	5000x15x1.5mm	120LEDs	50mm / 6LEDs
DA168 24V-15MM	/	815LM/M	24V	20W/m	4000x15x1.5mm	168LEDs	35.7mm / 6LEDs
DS8320-24V-15MM	>80 >90	2880LM/M	24V	38.4W/m	4000x20x1.5mm	320LEDs	50mm / 8LEDs

Rigid Module							
Model	CRI	Lumens (4000K)	Voltage	Typ.power	Size	LEDs/pcs	Cutting unit
DY8160-24V-20mm	>80 >90	1440LM/pcs	24V	9.6W/pcs	499x20x3.8mm	80LEDs	100mm /16LEDs

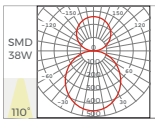

h(m)	D(cm)	E(lx)
1	4771	459
2	9543	114
3	14315	51
4	19087	28

AH5060-10A45/90

Basic Parameters	
Installation	Pendant, Ceiling
Lighting direction	Upward&downward
Material	AL6063-T5, spraying surface
Coating	Silver, Black, White
Application	Indoor
IP grade	IP20
Warranty	5 years
Certification	Rohs, Reach

Profile components		
Profile	AH5060-10A45/90 50×60(D1000mm,45/ 90°	
50 Diffuser	CV-AH5060FD L20000×W47×H4mm	
35 Diffuser	CV-AS3535FD L20000×W32×H3.5mm	
End cap	EC-AH5060 L60×W50×H2mm	

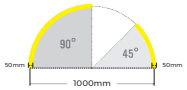

Installation Accessory		
Pendant cable	PN-W	
Pendant cable (wire and pendant cable in one)	PE-C	
Pendant Clips	CP-29 39.5×20×12mm	
Mounted Screw	CL15 M3.9x50mm	

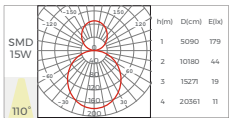

h(m)	D(cm)	E(lx)
1	5090	179
2	10180	44
3	15271	19
4	20361	11

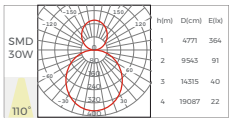

h(m)	D(cm)	E(lx)
1	4771	364
2	9543	91
3	14315	40
4	19087	22

Interconnection Accessory		
Splicing bar	EX-25 39.5X20X12mm	

Light Source									
Rigid Module						2700 K	3000 K	3500 K	4000 K	5000 K	6500 K
Model	CRI	Lumens (4000K)	Voltage	Typ.power	Size	LEDs/pcs	Cutting unit
DY8160-24V-20mm-10A45	>80 >90	1112LM/pcs	24V	7.5W/pcs	D1000x45°x20x5.8mm	64LEDs	16LEDs

AH5060-15A45/90

Basic Parameters

Installation	Pendant, Ceiling
Lighting direction	Upward&downward
Material	AL6063-T5, spraying surface
Coating	Silver, Black, White
Application	Indoor
IP grade	IP20
Warranty	5 years
Certification	Rohs, Reach

Profile components

Profile	AH5060-15A45/90 50×60,D1500mm,45° 90°	
50 Diffuser	CV-AH5060FD L20000×W47×H4mm	
35 Diffuser	CV-AS3535FD L20000×W32×H3.5mm	
End cap	EC-AH5060 L60×W50×H2mm	

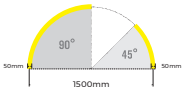

Installation Accessory

Pendant cable	PN-W	
Pendant cable (wire and pendant cable inone)	PE-C	
Pendant Clips	CP-29 39.5X20×12mm	
Mounted Screw	CL15 M3.5x50mm	

Interconnection Accessory

Splicing bar	EX-25 39.5X20X12mm	

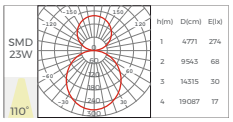

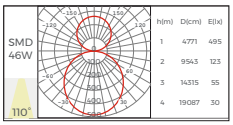

Light Source

Rigid Module

2700 K | 3000 K | 3500 K | 4000 K | 5000 K | 6500 K

Model	CRI	Lumens (4000K)	Voltage	Typpower	Size	LEDs/pcs	Cutting unit
DYB160-24V-20mm-15A45	>80 >90	112SLM/pcs	24V	11.6W/pcs	D1500×5*x20x5.8mm	64LEDs	16LEDs



ALS

ALS Series, min. to 5mm in width, is designed for linear lights to perfectly fit into architectural settings such as plastered line, skirting board, corner, wall edge and floor etc. to achieve integrated lighting, full light look but in small profile.

Product Overview

Ceiling

LS0709

7.6x9MM

LS0812

7.8x12MM

LS1010

10x10MM

LS1510

15x10MM

LS1607

16x7MM

LS1613

16x13MM

LS1612L

16x18MM

LS1911C

19.7x19.6MM

LS1911K

19.7x19.7MM

LS2013

20x13MM

LS2020

20x20MM

LS2522

25x22.5MM

Pendant

LS3535

3.5x35MM

LS5050

50x50MM

LH25100

25x100MM

LT30

30x30MM

LT60

60x60MM

Recessed

LE1212

12x12MM

LE1410

14x10MM

LE1910

19x10MM

LE2409

24x9MM

LE2507

25x7MM

LE2513

25x13MM

LE3523

35x23MM

Trimless-Recessed

LR0812

47.8x12MM

LR1613

56x13MM

LR2013

60x13MM

LR2522

65x22MM

LR3735

99x35MM

LR3924

85x24MM

LR5535(A)

95x35MM

LR5535(B)

93x35MM

Corner

LG2323

40.3x24.3MM

LG2727

44.9x22.2MM

LG1616C(N)

16x16MM

LG1616K(N)

16x16MM

LG2020C

20x20MM

LG3030C

30x30MM

LG3030K

30x30MM

LR1616

38.4x36.5MM

LR3840(A)

64.5x60MM

LR3840(B)

73.3x40MM

Vario

LG7043

70x43MM

SK6013(A)

60x13.2MM

SK6013(B)

60x13.2MM

SK8513(B)

85x13.2MM

LS2126

21.4x27MM

LE2711

27.1x11MM



LS0709

Basic Parameters

Installation	Ceiling
Material	AL6063-T5, spraying surface/ anodizing
Coating	Silver anodized, Black, White

Profile Components

Profile	L2500×W7.6×H9mm	
Diffuser	L2500×W6.4×H3.7mm	
Black Diffuser	CV-LR0812 L2500×W6.4×H3.7mm	
Holeless end caps	EC-LS0709 L8×W7.6×H9mm	

Installation Accessories

Ceiling clip	CP-03 L15×W9.2×H4.5mm	

Light Source

Flexible Strip

Model	CRI	Lumens	Voltage	Typ.power	Size	LEDs/meter	Cutting unit
D6140-24V-4mm	>90	710LM/m	24V	6.6W/m	5000×4×1.2mm	140LEDs	7LEDs/50mm

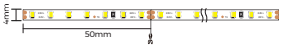

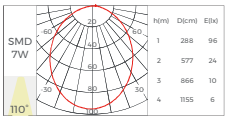

h(m)	D(cm)	E(lx)
1	288	96
2	577	24
3	866	10
4	1155	6

LS0812



Basic Parameters

Installation	Ceiling
Material	AL6063-T5, spraying surface/ anodizing
Coating	Silver anodized, Black, White

Profile Components

Profile	L2500×W7.8×H12mm	
Diffuser	L2500×W6.4×H3.7mm	
Black Diffuser	CV-LR0812 L2500×W6.4×H3.7mm	
Holeless end caps	EC-LS0812 L8×W7.8×H12mm	
End cap with hole	EC-LS0812 L8×W7.8×H12mm	

Installation Accessories

Ceiling clip	CP-03 L15×W9.2×H4.5mm	

Light Source

Flexible Strip

Model	CRI	Lumens	Voltage	Typ.power	Size	LEDs/meter	Cutting unit
D6140-24V-4mm	>90	710LM/m	24V	6.6W/m	5000×4×1.2mm	140LEDs	7LEDs/50mm

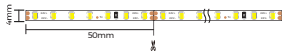

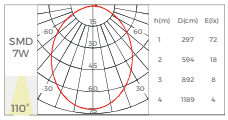

h(m)	D(cm)	E(lx)
1	297	72
2	594	18
3	892	8
4	1189	4

LS1010



Basic Parameters

Installation	Ceiling
Material	AL6063-T5, spraying surface/ anodizing
Coating	Silver anodized, Black, White

Profile Components

Profile	L2500×W10×H10mm	
Diffuser	L2500*W9.43*H3.06mm	
Black Diffuser	CV-LS1010 L2500*W9.43*H3.06mm	
Holeless end caps	EC-LS1010 L10*W10*H8mm	
End cap with hole	EC-LS1010 L10*W10*H8mm	

Installation Accessories

Ceiling clip	CP-36 L12*W15*H4.5mm	

Light Source

Flexible Strip

Model	CRI	Lumens	Voltage	Typ.power	Size	LEDs/meter	Cutting unit
D6140-24V-8mm	>90	710LM/m	24V	6.6W/m	5000×8×1.2mm	140LEDs	7LEDs/50mm

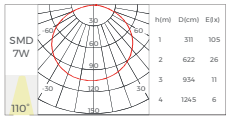

h(m)	D(cm)	E(lx)
1	311	105
2	622	26
3	934	11
4	1245	6

LS1510



Basic Parameters

Installation	Ceiling
Material	AL6063-T5, spraying surface/ anodizing
Coating	Silver anodized, Black, White

Profile Components

Profile	L2500×W15×H10mm	
Diffuser	L2500×W14.4×H3mm	
Black Diffuser	CV-LS1510 L2500*W14.4*H3mm	
Holeless end caps	EC-LS1510 L15*W10*H8mm	
End cap with hole	EC-LS1510 L15*W10*H8mm	

Installation Accessories

Ceiling clip	CP-37 L17*W15*H4.5mm	

Light Source

Flexible Strip

Model	CRI	Lumens	Voltage	Typ.power	Size	LEDs/meter	Cutting unit
D6140-24V-8mm	>90	710LM/m	24V	6.6W/m	5000×8×1.2mm	140LEDs	7LEDs/50mm

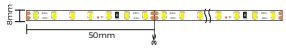

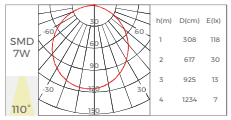

h(m)	D(cm)	E(lx)
1	308	118
2	617	30
3	925	13
4	1234	7

LS1607

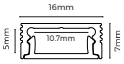

Basic Parameters

Installation	Ceiling
Material	AL6063-T5, spraying surface/ anodizing
Coating	Silver anodized, Black, White

Profile Components		
Profile	L2500×W16×H7mm	
Diffuser	L2500×W14.7×H4.5mm	
White Prismatic	CV-LR1613 L2500×W14.7×H4.3mm	
Black Prismatic	CV-LR1613 L2500×W14.7×H4.3mm	
Holeless end caps	EC-LS1607 L6×W16×H7mm	
End cap with hole	EC-LS1607 L6×W16×H7mm	

Installation Accessories		
Ceiling clip	CP-04 17.8×15×4.5mm	
0-180° adjustable Ceiling clip	CP-06 35×177×214mm	

Light Source

Flexible Strip

Model	CRI	Lumens	Voltage	Typ.power	Size	LEDs/meter	Cutting unit
D6280-24V-8mm	>90	1650LM/m	24V	19W/m	5000×8×1.3mm	280LEDs	7LEDs/25mm

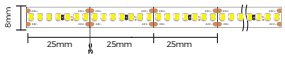

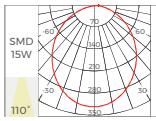

h(m)	D(cm)	E(lx)
1	304	325
2	608	81
3	912	36
4	1216	20

LS1613

Basic Parameters

Installation	Ceiling
Material	AL6063-T5, spraying surface/ anodizing
Coating	Silver anodized, Black, White

Profile Components		
Profile	L2500×W16×H15mm	
Diffuser	L2500×W14.7×H4.5mm	
White Prismatic	L2500×W14.7×H4.3mm	
Black Prismatic	CV-LR1613 L2500×W14.7×H4.3mm	
Holeless end caps	EC-LS1613 L7×W16×H15mm	
End cap with hole	EC-LS1613 L7×W16×H15mm	

Installation Accessories		
Ceiling clip	CP-04 17.8×15×4.5mm	
0-180° adjustable Ceiling clip	CP-06 35×177×214mm	

Light Source

Flexible Strip

Model	CRI	Lumens	Voltage	Typ.power	Size	LEDs/meter	Cutting unit
D6140-24V-8mm	>90	710LM/m	24V	6.6W/m	5000×8×1.2mm	140LEDs	7LEDs/50mm

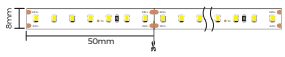

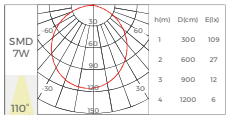

h(m)	D(cm)	E(lx)
1	300	109
2	600	27
3	900	12
4	1200	6

LS1612L

Profile Components		
Profile	L2500×W16×H12mm	
Diffuser	L2500×W14.7×H4.5mm	
Holeless end caps	EC-LS1612L L16×W7×H18mm	
End cap with hole	EC-LS1612L L16×W7×H18mm	

Installation Accessories		
Ceiling clip	CP-04 17.8×15×4.5mm	
0-180° adjustable Ceiling clip	CP-06 35×177×214mm	

Light Source

Flexible Strip

Model	CRI	Lumens	Voltage	Typ.power	Size	LEDs/meter	Cutting unit
D6140-24V-8mm	>90	710LM/m	24V	6.6W/m	5000×8×1.2mm	140LEDs	7LEDs/50mm

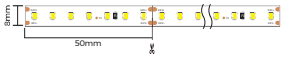

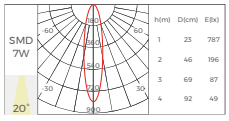

h(m)	D(cm)	E(lx)
1	23	787
2	46	196
3	69	87
4	92	49

Basic Parameters

Installation	Ceiling
Material	AL6063-T5, spraying surface/ anodizing
Coating	Silver anodized, Black, White
Application	Indoor
IP grade	IP20
Warranty	5 years
Certification	Rohs, Reach

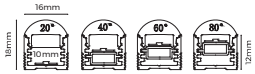

Structure image

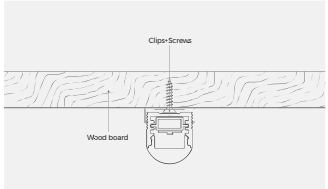

Effect image

LS1911C

Basic Parameters

Installation	Pendant, Ceiling
Material	AL6063-T5, spraying surface/ anodizing
Coating	Silver anodized, Black, White
Application	Indoor
IP grade	IP20
Warranty	5 years
Certification	Rohs, Reach

Profile Components

Profile	L2500×W19.7×H11.1mm	
Diffuser	L2500×W19.7×H10.6mm	
Holeless end caps	EC-LS1911C L19.7×W19.7×H5mm	
End cap with hole	EC-LS1911C L19.7×W19.7×H5mm	

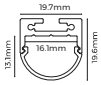

Installation Accessories

Ceiling clip	CP-07 38×15×4.5mm	
Pendant cable (with junction box)	PY-D	
Pendant cable	PN-D	
Pendant cable (Wire and cable in one)	PE-K	

Structure image

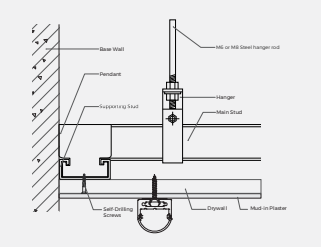

Standard extenders

180°/ "L"-type / "7"-type "T"-type /"X"-type	EX-E1 /EX-E2 /EX-E3 /EX-E4 /EX-E5	

Light Source

Flexible Strip

Model	CRI	Lumens	Voltage	Typ.power	Size	LEDs/ meter	Cutting unit
D6280 24V-10mm	>90	1508LM/ m	24V	15W/ m	5000×10×1.2mm	280LEDs	14LEDs/50mm

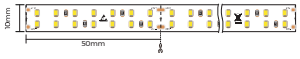

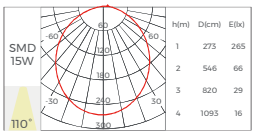

h(m)	D(cm)	E(lx)
1	273	265
2	546	66
3	820	29
4	1093	16

Effect image

LS1911K



Basic Parameters

Installation	Pendant, Ceiling
Material	AL6063-T5, spraying surface/ anodizing
Coating	Silver anodized, Black, White
Application	Indoor
IP grade	IP20
Warranty	5 years
Certification	Rohs, Reach

Profile Components

Profile	L2500×W19.7×H11.1mm	
Diffuser	L2500×W19.7×H10.6mm	
Holeless end caps	EC-LS1911K L19.7×W19.7×H5mm	
End cap with hole	EC-LS1911K L19.7×W19.7×H5mm	

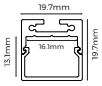

Installation Accessories

Ceiling clip	CP-07 38×15×4.5mm	
Pendant cable (with junction box)	PY-D	
Pendant cable	PN-D	
Pendant cable (Wire and cable in one)	PE-K	

Structure image

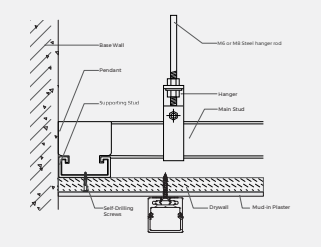

Standard extenders

180°/ "L"-type / "7"-type "T"-type /"X"-type	EX-E1 /EX-E2 /EX-E3 /EX-E4 /EX-E5	

Light Source

Flexible Strip

Model	CRI	Lumens	Voltage	Typ.power	Size	LEDs/ meter	Cutting unit
D6280 24V-10mm	>90	1508LM/ m	24V	15W/ m	5000×10×1.2mm	280LEDs	14LEDs/50mm

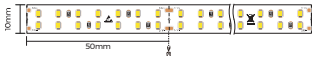

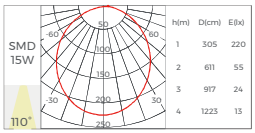

h(m)	D(cm)	E(lx)
1	305	220
2	611	55
3	917	24
4	1223	13

Effect image

LS2013

Basic Parameters

Installation	Ceiling, Trimless recessed
Material	AL6063-T5, spraying surface/ anodizing
Coating	Silver anodized, Black, White

Profile Components

Profile	L2500×W20×H15mm
Diffuser	L2500×W147×H4.3mm
White Prismatic	CV-LR2013 L2500×W147×H4.3mm
Black Prismatic	CV-LR2013 L2500×W147×H4.3mm
Holeless end caps	EC-LS2013 L20×W13×H4.5mm
End cap with hole	EC-LS2013 L20×W13×H4.5mm

Installation Accessories

Ceiling clip	CP-08 21.8X12X6.4mm

Light Source

Flexible Strip

Model	CRI	Lumens	Voltage	Typ.power	Size	LEDs/meter	Cutting unit
D6280-24V-10mm	>90	1508LM/M	24V	15W/M	5000x10x 1.2mm	280LEDs	14LEDs/ 50mm

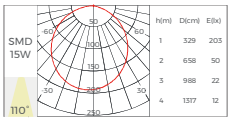

h(m)	D(cm)	E(lx)
1	329	203
2	658	50
3	988	22
4	1317	12

LS2020

Basic Parameters

Installation	Ceiling, Trimless recessed
Material	AL6063-T5, spraying surface/ anodizing
Coating	Silver anodized, Black, White

Profile Components

Profile	L2500×W20×H20mm
Diffuser	L2500×W147×H4.3mm
Prismutic Diffuser	CV-LR2013 L2500×W147×H4.3mm
Black Diffuser	CV-LR2013 L2500×W147×H4.3mm
Holeless end caps	EC-LS2020 L20×W20×H4.5mm
End cap with hole	EC-LS2020 L20×W20×H4.5mm

Installation Accessories

Ceiling clip	CP-08 21.8X12X6.4mm

Light Source

Flexible Strip

Model	CRI	Lumens	Voltage	Typ.power	Size	LEDs/meter	Cutting unit
D6280-24V-10mm	>90	1508LM/M	24V	15W/M	5000x10x 1.2mm	280LEDs	14LEDs/ 50mm

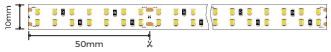

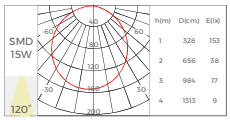

h(m)	D(cm)	E(lx)
1	328	153
2	656	38
3	984	17
4	1313	9

LS2522

Profile Components

Profile	L2500*W25*H22.5mm
Diffuser	L2500*W204*H6.7mm
Holeless end caps	EC-LS25 L25.1*W22.5*H16.5mm

Installation Accessories

Whole luminaire splicing bars	EX-29 105*23*8.1mm
Splicing bars	EX-31 100*15.5*2mm
Pendant Accessory	PE-I
Pendant Accessory	PE-J
Ceiling Accessory	CL-16 64.5*24.5*5mm
Power box 100w Non dimming	PB-02 574*25*50mm
Power box 100w 1-10v dimming	PB-04 574*35*60mm

Light Source

Flexible Strip

Model	CRI	Lumens	Voltage	Typ.power	Size	LEDs/meter	Cutting unit
DS8160(A)-24V-10mm	>80 >90	2900LM/M 2280LM/M	24V	20W/M	5000x10x 1.6mm	160LEDs	8LEDs/ 50mm
DY830-24V-14mm	>80 >90	2400LM/M 2060LM/M	24V	20W/M	538.5x13.5x 1.2mm	30LEDs/ PCS	6LEDs/ 107.7mm

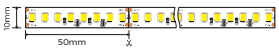

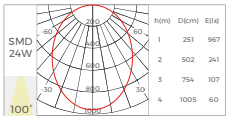

h(m)	D(cm)	E(lx)
1	251	967
2	502	241
3	754	107
4	1005	60

Basic Parameters

Installation	Pendant, Ceiling
Material	AL6063-T5, spraying surface/ anodizing
Coating	Silver anodized, Black, White
Application	Indoor
IP grade	IP20
Warranty	5 years
Certification	Rohs, Reach

Cover Accessories

Prismatic Diffuser	CV-LS25FP L2500*W204*H6.7mm
Grating	CV-LS25G L1077*W93*H15mm
Asymmetric	CV-LS25LA L2500*W22*H7.5mm
Blind	CV-LS25FB L2500*W204*H6.7mm

Corner Accessories

L-shaped	L90-LS25 277X277X22mm
T-shaped	T90-LS25 529X277X22mm
X-shaped	X90-LS25 529X529X22mm

* All corners are available in with/without light source.

LS3535

Basic Parameters

Installation	Ceiling, Pendant
Material	AL6063-T5, spraying surface/ anodizing
Coating	Silver anodized, Black, White

Profile Components

Profile	L2500×W35×H35mm	
Diffuser	L2500×W32.8×H5.1mm	
Holeless end caps	EC-LS3535 L35×W35×H9mm	

Installation Accessories

Ceiling clip	CP-15 L24.6×W20×H6.2mm	
Pendant Cable (with junction box)	PY-D	
Pendant Cable	PN-D	
Splicing Bar	EX-09 L1000×W13.32×H2.65mm	

Light Source

Flexible Strip

Model	CRI	Lumens	Voltage	Typ.power	Size	LEDs/meter	Cutting unit
D8280-24V-20mm	>80 >95	2600LM/M 2000LM/M	24V	20W/M	2500x20x1.5mm	280LEDs	14LEDs/50mm

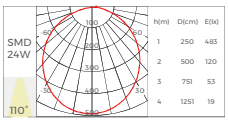

h(m)	D(cm)	E(lx)
1	250	483
2	500	120
3	751	53
4	1251	19

LS5050

Basic Parameters

Installation	Pendant
Material	AL6063-T5, spraying surface/ anodizing
Coating	Silver anodized, Black, White

Profile Components

Profile	L2500×W50×H50mm	
Diffuser	L2500×W44.7×H6.1mm	
Holeless end caps	EC-LS5050(N) L50×W50×H12mm	

Installation Accessories

Pendant Cable (with junction box)	PY-D	
Pendant Cable	PN-D	
Pendant Rod	PG-I	
Splicing Bar	EX-11 L400×W45.6×H21.4mm	

Light Source

Flexible Strip

Model	CRI	Lumens	Voltage	Typ.power	Size	LEDs/meter	Cutting unit
D8280-24V-34mm	>80 >95	3150LM/m 2500LM/m	24V	25W/m	2500X34X1.5mm	280LEDs	14LEDs/50mm

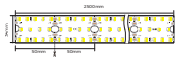

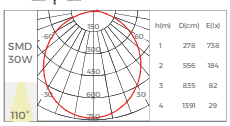

h(m)	D(cm)	E(lx)
1	278	738
2	556	184
3	835	82
4	1391	29

LH25100

Profile Components

Profile	L2500*W25*H100mm	
Diffuser	L2500*W204*H6.7mm	
Holeless end caps	EC-LH25 L100*W20*H10.5mm	

Installation Accessories

Splicing bars	EX-30 80*22*15mm	
Pendant Accessory	PE-H	
Pendant Accessory	PE-G	
Power box 100w Non dimming	PB-02 574*25*50mm	
Power box 100w 1-10v dimming	PB-04 574*35*60mm	

Light Source

Flexible Strip

Model	CRI	Lumens	Voltage	Typ.power	Size	LEDs/meter	Cutting unit
DS8160(A)-24V-10mm	>80 >90	2900LM/M 2280LM/M	24V	20W/M	5000x10x1.6mm	160LEDs	8LEDs/50mm
DY830-24V-14mm	>80 >90	2400LM/M 2060LM/M	24V	20W/M	538.5x13.5x1.2mm	30LEDs/PCS	6LEDs/1077mm

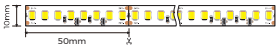

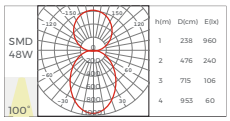

h(m)	D(cm)	E(lx)
1	238	960
2	476	240
3	715	106
4	953	60

Basic Parameters

Installation	Pendant
Material	AL6063-T5, spraying surface
Coating	Black, White
Application	Indoor
IP grade	IP20
Warranty	5 years
Certification	Rohs, Reach

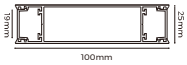

Cover Accessories

Prismatic Diffuser	CV-LS25FP L2500*W204*H6.7mm	
Grating	CV-LS25G L1077*W93*H15.0mm	
Asymmetric	CV-LS25LA L2500*W22*H7.5mm	
Blind	CV-LS25FB L2500*W204*H6.7mm	

Corner Accessories

L-shaped	L90-LH25 277X277X100mm	
T-shaped	T90-LH25 529X277X100mm	
X-shaped	X90-LH25 529X529X100mm	

* All corners are available in with/without light source.

LT30

Basic Parameters

Installation	Pendant
Material	AL6063-T5, spraying surface/ anodizing
Coating	Silver anodized, Black, White

Profile Components

Profile	L2500×W19.5×H74mm	
Diffuser	L2500×Φ50×H26.8mm	
Holeless end caps	EC-LT30 Φ32.5×H24mm	

Installation Accessories

Pendant cable (Wire and cable in one)	PE-A	
Pendant Cable	PN-Y	

Light Source

Flexible Strip

Model	CRI	Lumens	Voltage	Typ.power	Size	LEDs/meter	Cutting unit
D8168-24V-10mm	>90	1860LM/M	24V	16.2W/M	5000x10x16mm	168LEDs	7LEDs/42mm

LT60



Basic Parameters

Installation	Pendant
Material	AL6063-T5, spraying surface/ anodizing
Coating	Silver anodized, Black, White

Profile Components

Profile	L2500×W35.2×H11mm	
Diffuser	L2500×Φ60×H55.6mm	
Holeless end caps	EC-LT60 Φ63.4×H8mm	

Installation Accessories

Pendant cable (with junction box)	PY-D	
Pendant cable	PN-D	
180° extender	EX-09 L1000×W13.3×H2.6mm	

Light Source

Flexible Strip

Model	CRI	Lumens	Voltage	Typ.power	Size	LEDs/meter	Cutting unit
D8280-24V-20mm	>80 >95	2600LM/M 2000LM/M	24V	20W/M	2500x20x1.5mm	280LEDs	14LEDs/50mm

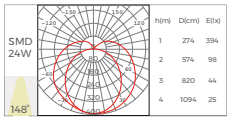

h(m)	D(cm)	E(lx)
1	274	394
2	574	98
3	820	44
4	1094	25

LE1212



Basic Parameters

Installation	Recessed
Material	AL6063-T5, spraying surface/ anodizing
Coating	Silver anodized, Black, White

Profile Components

Profile	L2500×W12×H12mm	
Diffuser	L2500×W64×H3.7mm	
Black Diffuser	CV-LR0812 L2500×W64×H3.7mm	
Holeless end caps	EC-LE1212 L12×W12×H10mm	
End cap with hole	EC-LE1212 L12×W12×H10mm	

Installation Accessories

Embedded clip	CP-11 25×13×9.5mm	

Light Source

Flexible Strip

Model	CRI	Lumens	Voltage	Typ.power	Size	LEDs/meter	Cutting unit
D6140-24V-4mm	>90	710LM/m	24V	6.6W/m	5000×4×1.2mm	140LEDs	7LEDs/50mm

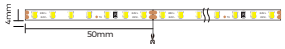

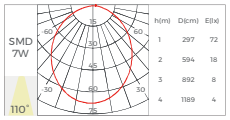

h(m)	D(cm)	E(lx)
1	297	72
2	594	18
3	892	8
4	1189	4

LE1410



Basic Parameters

Installation	Recessed
Material	AL6063-T5, spraying surface/ anodizing
Coating	Silver anodized, Black, White

Profile Components

Profile	L2500×W14×H10mm	
Diffuser	L2500×W943×H3.06mm	
Black Prismatic	CV-LS1010 L2500×W943×H3.06mm	
Holeless end caps	EC-LE1410 L14×W10×H8mm	
End cap with hole	EC-LE1410 L14×W10×H8mm	

Installation Accessories

Embedded Clips	CP-38 L15.3×W24×H8mm	

Light Source

Flexible Strip

Model	CRI	Lumens	Voltage	Typ.power	Size	LEDs/meter	Cutting unit
D6140-24V-8mm	>90	710LM/m	24V	6.6W/m	5000×8×1.2mm	140LEDs	7LEDs/50mm

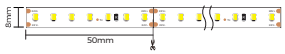

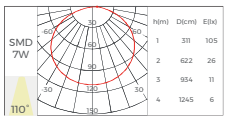

h(m)	D(cm)	E(lx)
1	311	105
2	622	26
3	934	11
4	1245	6

LE1910

Basic Parameters

Installation	Recessed
Material	AL6063-T5, spraying surface/ anodizing
Coating	Silver anodized, Black, White

Profile Components

Profile	L2500xW19xH10mm	
Diffuser	L2500xW14.43xH3mm	
Black Diffuser	CV-LS1510 L2500xW14.43xH3mm	
Holeless end caps	EC-LE1910 L19xW10xH8mm	
End cap with hole	EC-LE1910 L19xW10xH8mm	

Installation Accessories

Embedded clip	CP-39 L24×W20.79×H8.5mm	

Light Source

Flexible Strip

Model	CRI	Lumens	Voltage	Typ.power	Size	LEDs/meter	Cutting unit
D6140-24V-4mm	>90	710LM/m	24V	6.6W/m	5000×8×1.2mm	140LEDs	7LEDs/50mm

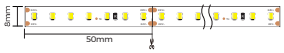

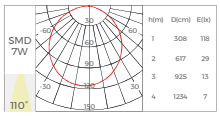

h(m)	D(cm)	E(lx)
1	308	118
2	617	29
3	925	13
4	1234	7

LE2409

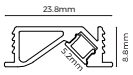

Basic Parameters

Installation	Recessed
Material	AL6063-T5, spraying surface/ anodizing
Coating	Silver anodized, Black, White

Profile Components

Profile	L2500×W23.8×H8.8mm	
Diffuser	CV-LR0812 L2500×W64×H3.7mm	
Black Diffuser	CV-LR0812 L2500×W64×H3.7mm	
End cap	EC-LE2409 L23.8×W8.8×H14mm	
End cap with hole	EC-LE2409 L23.8×W8.8×H14mm	

Light Source

Flexible Strip

Model	CRI	Lumens	Voltage	Typ.power	Size	LEDs/ meter	Cutting unit
D6140-24V-4mm	>90	710LM/ m	24V	6.6W/ m	5000×4×1.2mm	140LEDs	7LEDs/50mm

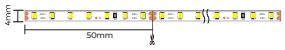

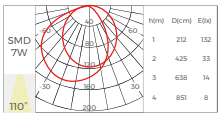

h(m)	D(cm)	E(lx)
1	212	132
2	425	33
3	638	14
4	851	8

LE2507

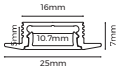

Basic Parameters

Installation	Recessed
Material	AL6063-T5, spraying surface/ anodizing
Coating	Silver anodized, Black, White

Profile Components

Profile	L2500×W25×H7mm	
Diffuser	L2500×W14.6×H4.5mm	
White Prismatic	CV-LR1613 L2500×W14.7×H4.3mm	
Black Prismatic	CV-LR1613 L2500×W14.7×H4.3mm	
Holeless end caps	EC-LE2507 L25×W7×H10mm	
End cap with hole	EC-LE2507 L25×W7×H10mm	

Light Source

Flexible Strip

Model	CRI	Lumens	Voltage	Typ.power	Size	LEDs/meter	Cutting unit
D6280-24V-8mm	>90	1650LM/m	24V	15W/ m	5000×8×1.5mm	280LEDs	7LEDs/25mm

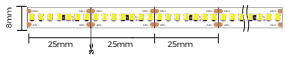

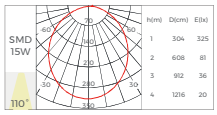

h(m)	D(cm)	E(lx)
1	304	325
2	608	81
3	912	36
4	1216	20

LE2513

Basic Parameters

Installation	Recessed
Material	AL6063-T5, spraying surface/ anodizing
Coating	Silver anodized, Black, White

Profile Components

Profile	L2500×W25×H13mm	
Diffuser	L2500×W14.7×H4.5mm	
White Prismatic	CV-LR1613 L2500×W14.7×H4.3mm	
Black Prismatic	CV-LR1613 L2500×W14.7×H4.3mm	
Holeless end caps	EC-LE2513 L25×W13×H11mm	
End cap with hole	EC-LE2513 L25×W13×H11mm	

Installation Accessories

Embedded clip	CP-12 21.79×20×11mm	

Light Source

Flexible Strip

Model	CRI	Lumens	Voltage	Typ.power	Size	LEDs/meter	Cutting unit
D6140-24V-8mm	>90	710LM/m	24V	6.6W/m	5000×8×1.2mm	140LEDs	7LEDs/50mm

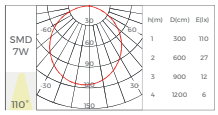

h(m)	D(cm)	E(lx)
1	300	110
2	600	27
3	900	12
4	1200	6

LE3523

Basic Parameters

Installation	Recessed
Material	AL6063-T5, spraying surface
Coating	Black, White
Application	Indoor
IP grade	IP20
Warranty	5 years
Certification	Rohs, Reach

Profile Components

Profile	L2500×W35×H23mm	
Diffuser	L2500*W20.4*H6.7mm	
Holeless end caps	EC-LE25 L35*W23*H21.5mm	

Installation Accessories

Splicing bars	EX-31 100*15.5*2mm	
Recessed Accessory	RE-14 24*16.3*15mm	

Cover Accessories

Prismatic Diffuser	CV-LS25FP L2500*W20.4*H6.7mm	
Grating	CV-LS25G L1077*W19.5*H15mm	
Asymmetric	CV-LS25LA L2500*W22*H7.5mm	
Blind	CV-LS25FB L2500*W20.4*H6.7mm	

Light Source

Flexible Strip

Model	CRI	Lumens	Voltage	Typ.power	Size	LEDs/ meter	Cutting unit
DS8160(A)-24V-10mm	>80 >90	2900LM/ M 2280LM/ M	24V	20W/ M	5000x10x 1.6mm	160LEDs	8LEDs/ 50mm
DY830-24V-14mm	>80 >90	2400LM/ M 2060LM/ M	24V	20W/ M	538.5x13.5x 1.2mm	30LEDs/ PCS	6LEDs/ 107.7mm

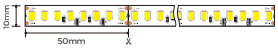

Corner Accessories

L-shaped	L90-LE25 277X277X23mm	
T-shaped	T90-LE25 529X277X23mm	
X-shaped	X90-LE25 529X529X23mm	

* All corners are available in with/without light source.

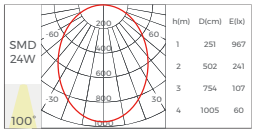

h(m)	D(cm)	E(lx)
1	251	967
2	502	241
3	754	107
4	1005	60

LR0812

Basic Parameters

Installation	Trimless recessed
Material	AL6063-T5
Coating	Silver anodized
Application	Indoor
IP grade	IP20
Warranty	5 years
Certification	Rohs, Reach

Profile Components

Profile	L2500×W47.8×H12mm	
Diffuser	L2500×W64×H3.7mm	
Black Diffuser	CV-LR0812 L2500×W64×H3.7mm	
Holeless end caps	EC-LR0812 L8×W7.8×H12mm	
End cap with hole	EC-LR0812 L8×W7.8×H12mm	

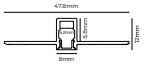

Installation Accessories

Screw	CL-01 M3.5*40mm	

Light Source

Flexible Strip

Model	CRI	Lumens	Voltage	Typ.power	Size	LEDs/ meter	Cutting unit
DS140-24V-4mm	>90	710LM/ m	24V	6.6W/ m	5000×4× 12mm	140LEDs	7LEDs/ 50mm

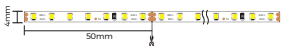

Structure image

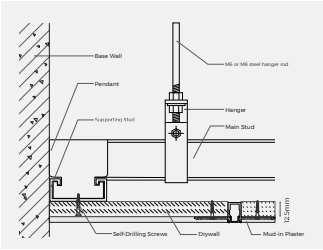

Effect image

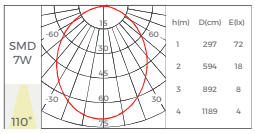

h(m)	D(cm)	E(lx)
1	297	72
2	594	18
3	892	8
4	1189	4

LR1613



Basic Parameters

Installation	Trimless recessed
Material	AL6063-T5
Coating	Silver anodized
Application	Indoor
IP grade	IP20
Warranty	5 years
Certification	Rohs, Reach

Profile Components

Profile	L2500×W56×H13mm	
Diffuser	L2500×W147×H4.5mm	
White Prismatic	CV-LR1613 L2500×W147×H4.3mm	
Black Prismatic	CV-LR1613 L2500×W147×H4.3mm	
Holeless end caps	EC-LR1613 L7×W16×H13mm	
End cap with hole	EC-LR1613 L7×W16×H13mm	

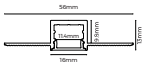

Installation Accessories

Screw	CL-01 M3.5×40mm	

Light Source

Flexible Strip

Model	CRI	Lumens	Voltage	Typpower	Size	LEDs/meter	Cutting unit
D6140-24V-8mm	>90	710LM/m	24V	6.6W/m	5000×8×1.2mm	140LEDs	7LEDs/50mm

Structure image

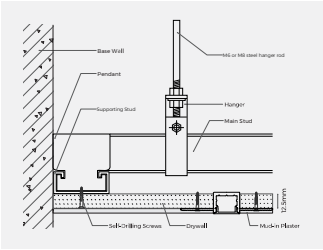

Effect image

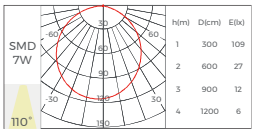

h(m)	D(cm)	E(lx)
1	300	109
2	600	27
3	900	12
4	1200	6

LR2013

Basic Parameters

Installation	Trimless recessed
Material	AL6063-T5
Coating	Silver anodized
Application	Indoor
IP grade	IP20
Warranty	5 years
Certification	Rohs, Reach

Profile Components

Profile	L2500×W60×H13mm	
Diffuser	L2500×W147×H4.3mm	
White Prismatic	CV-LR2013 L2500×W147×H4.3mm	
Black Prismatic	CV-LR2013 L2500×W147×H4.3mm	
Holeless end caps	EC-LR2013 L20×W13×H4.5mm	
End cap with hole	EC-LR2013 L20×W13×H4.5mm	

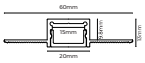

Installation Accessories

Screw	CL-01 M3.5×40mm	

Light Source

Flexible Strip

Model	CRI	Lumens	Voltage	Typpower	Size	LEDs/meter	Cutting unit
D6280-24V-10mm	>90	1508LM/M	24V	15W/M	5000x10x1.2mm	280LEDs	14LEDs/50mm

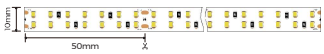

Structure image

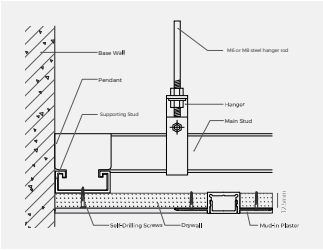

Effect image

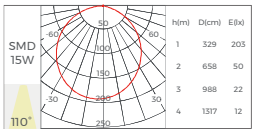

h(m)	D(cm)	E(lx)
1	329	203
2	658	50
3	988	22
4	1317	12

LR2522

Basic Parameters

Installation	Trimless recessed
Material	AL6063-T5, spraying surface
Coating	White
Application	Indoor
IP grade	IP20
Warranty	5 years
Certification	Rohs, Reach

Profile Components

Profile	L2500*W65*H22.5mm	
Diffuser	L2500*W20.4*H6.7mm	
Holeless end caps	EC-LS25 L25.1*W22.5*H16.5mm	

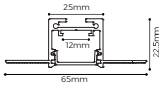

Installation Accessories

Screw	CL-01 M3.5X40mm	
Splicing bars	EX-31 100*15.5*2mm	

Cover Accessories

Prismatic Diffuser	CV-LS25FP L2500*W20.4*H6.7mm	
Grating	CV-LS25G L3077*W19.5*H15mm	
Asymmetric	CV-LS25LA L2500*W22*H7.5mm	
Blind	CV-LS25FB L2500*W20.4*H6.7mm	

Light Source

Flexible Strip

Model	CRI	Lumens	Voltage	Typpower	Size	LEDs/meter	Cutting unit
DS8160(A)-24V-10mm	>80 >90	2900LM/M 2280LM/M	24V	20W/M	5000x10x1.6mm	160LEDs	8LEDs/50mm
DY830-24V-14mm	>80 >90	2400LM/M 2060LM/M	24V	20W/M	538.5x13.5x1.2mm	30LEDs/PCS	6LEDs/107.7mm

Corner Accessories

L-shaped	L90-LR25 277X277X22.5mm	
T-shaped	T90-LR25 529X277X22.5mm	
X-shaped	X90-LR25 529X529X22.5mm	

* All corners are available in with/without light source.

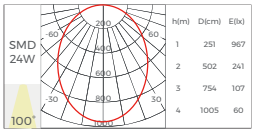

h(m)	D(cm)	E(lx)
1	251	967
2	502	241
3	754	107
4	1005	60

LR3735

Basic Parameters

Installation	Trimless recessed
Material	AL6063-T5, spraying surface
Coating	White
Application	Indoor
IP grade	IP20
Warranty	5 years
Certification	Rohs, Reach

Profile Components

Profile	L2500*W99*H35mm	
Holeless end caps	EC-LR3735 L59.8*W35*H2mm	

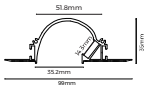

Installation Accessories

Screw	CL-01 M3.5X40mm	

Light Source

Flexible Strip

Model	CRI	Lumens	Voltage	Typpower	Size	LEDs/meter	Cutting unit
DS168-24V-10mm	>90	1860LM/M	24V	16.2W/M	5000x10x1.8mm	168LEDs	7LEDs/42mm

Structure image

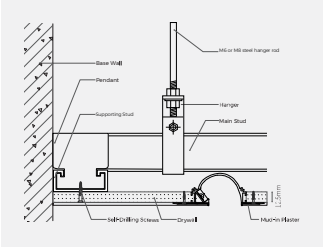

Effect image

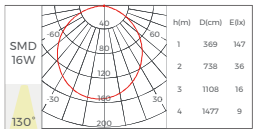

h(m)	D(cm)	E(lx)
1	369	147
2	738	36
3	1108	16
4	1477	9

LR3924

Basic Parameters

Installation	Trimless recessed
Material	AL6063-T5
Coating	Silver anodized
Application	Indoor
IP grade	IP20
Warranty	5 years
Certification	Rohs, Reach

Profile Components

Profile	L2500×W85×H24mm	
Diffuser	L2500×W34.2×H10.2mm	
Holeless end caps	EC-LR3924 L38.6×W24×H2mm	

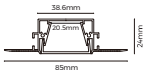

Installation Accessories

Screw	CL-01 M3.5×40mm	

Light Source

Flexible Strip

Model	CRI	Lumens	Voltage	Typ.power	Size	LEDs/meter	Cutting unit
D8280-24V-20mm	>80 >95	2600LM/M 2000LM/M	24V	20W/M	2500x20x1.5mm	280LEDs	14LEDs/50mm

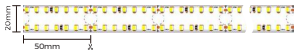

Structure image

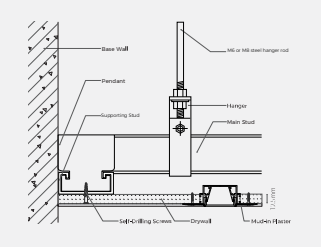

Effect image

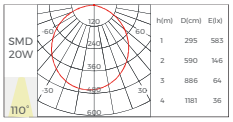

h(m)	D(cm)	E(lx)
1	295	583
2	590	146
3	886	64
4	1181	36

LR5535(A)

Basic Parameters

Installation	Trimless recessed
Material	AL6063-T5
Coating	Silver anodized
Application	Indoor
IP grade	IP20
Warranty	5 years
Certification	Rohs, Reach

Profile Components

Profile	L2500×W95×H35mm	
Diffuser	L2500×W48.8×H5.6mm	
Flexible diffuser	CV-LS5470FD(F) L50000×W48.8×H5.6mm	
Flexible Prismatic diffuser	CV-LS5470FP(F) L50000×W48.8×H5.6mm	
Holeless end caps	EC-LR5535(A) L55×W35×H22mm	

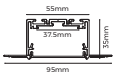

Installation Accessories

Screw	CL-01 M3.5×40mm	

Light Source

Flexible Strip

Model	CRI	Lumens	Voltage	Typ.power	Size	LEDs/meter	Cutting unit
D8280-24V-34mm	>80 >95	3150LM/m 2500LM/m	24V	25W/m	2500×34×1.5mm	280LEDs	14LEDs/50mm
D8560SWW-24V-34mm	>80	2740LM/m	24V	50W/m	2500×34×1.5mm	560LEDs	28LEDs/50mm

Rigid module

Model	CRI	Lumens	Voltage	Typ.power	Size	LEDs/meter	Cutting unit
D9280B-24V-36mm	>80 >95	3350LM/m 2500LM/m	24V	25W/m	499×36×5.6mm	280LEDs	14 LEDs/50mm
D9560SWW-24V-36mm	>80	2740LM/m	24V	50W/m	499×36×5.6mm	560LEDs	28LEDs/50mm

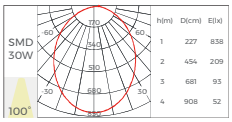

h(m)	D(cm)	E(lx)
1	227	838
2	454	209
3	681	93
4	908	52

Splicing Accessories

180°extender	EX-E1		"Y"-type (120°)	EX-E9
"T"-type (90°)	EX-E4		"T"-type(60°+120°)	EX-E12
"L"-type (60°)	EX-E10		"L"-type (90°)	EX-E2
"L"-type (120°)	EX-E8		"X"-type (90°)	EX-E5
"X"-type(60°+120°)	EX-E11		"7"-type (60°)	EX-E7
"7"-type (90°)	EX-E3		"7"-type (120°)	EX-E6
Splicing bar	EX-17 50×9×22.5mm			

Corners

"L"-type	L90-LR5535(A) 107×107×35mm	
"L"-type(inward)	L90N-LR5535(A) 100×100×95mm	
"L"-type (outward)	L90W-LR5535(A) 100×100×95mm	
"T"-type	T90-LR5535(A) 150×107×35mm	
"X"-type	X90-LR5535(A) 150×150×35mm	

LR5535(B)

Basic Parameters

Installation	Trimless recessed
Material	AL6063-T5
Coating	Silver anodized
Application	Indoor
IP grade	IP20
Warranty	5 years
Certification	Rohs, Reach

Profile Components

Profile	L2500×W95×H35mm	
Diffuser	L2500×W48.8×H5.6mm	
Flexible diffuser	CV-LS5470FD(F) L50000×W48.8×H5.6mm	
Flexible Prismatic diffuser	CV-LS5470FP(F) L50000×W48.8×H5.6mm	
Holeless end caps	EC-LR5535(B) L55×W35×H22mm	

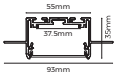

Installation Accessories

Screw	CL-01 M3.5×40mm	

Splicing Accessories

180°extender	EX-E1		"Y"-type (120°)	EX-E9	
"T"-type (90°)	EX-E4		"T"-type(60°+120°)	EX-E12	
"L"-type (60°)	EX-E10		"L"-type (90°)	EX-E2	
"L"-type (120°)	EX-E8		"X"-type (90°)	EX-E5	
"X"-type(60°+120°)	EX-E11		"7"-type (60°)	EX-E7	
"7"-type (90°)	EX-E3		"7"-type (120°)	EX-E6	
Splicing bar	EX-17 50×9×22.5mm				

Light Source

Flexible Strip

Model	CRI	Lumens	Voltage	Typ.power	Size	LEDs/meter	Cutting unit
D6280-24V-34mm	>80 >95	3150LM/m 2500LM/m	24V	25W/m	2500×34×1.5mm	280LEDs	14LEDs/50mm
D8560SWW-24V-34mm	>80	2740LM/m	24V	50W/m	2500×34×1.5mm	560LEDs	28LEDs/50mm

Rigid module

Model	CRI	Lumens	Voltage	Typ.power	Size	LEDs/meter	Cutting unit
D9280B-24V-36mm	>80 >95	3150LM/m 2500LM/m	24V	25W/m	499×36×5.6mm	280LEDs	14 LEDs/50mm
D9560SWW-24V-36mm	>80	2740LM/m	24V	50W/m	499×36×5.6mm	560LEDs	28LEDs/50mm

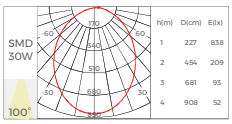

h(m)	D(cm)	E(lx)
1	227	838
2	454	209
3	681	93
4	908	52

Corners

"L"-type	L90-LR5535(B) 107×107×35mm	
"L"-type(inward)	L90N-LR5535(B) 100×100×95mm	
"L"-type (outward)	L90W-LR5535(B) 100×100×95mm	
"T"-type	T90-LR5535(B) 150×107×35mm	
"X"-type	X90-LR5535(B)) 150×150×35mm	

LG2323

Basic Parameters

Installation	Trimless recessed
Material	AL6063-T5
Coating	Silver anodized
Application	Indoor
IP grade	IP20
Warranty	5 years
Certification	Rohs, Reach

Profile Components

Profile	L2500×W40.3×H24.3mm	
Diffuser	L2500×W64×H3.7mm	
Black Diffuser	CV-LR0812 L2500×W64×H3.7mm	
Holeless end caps	EC-LG2323 L8×W7.8×H12mm	
End cap with hole	EC-LG2323 L8×W7.8×H12mm	

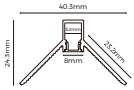

Installation Accessories

Screw	CL-01 M3.5×40mm	

Light Source

Flexible Strip

Model	CRI	Lumens	Voltage	Typ.power	Size	LEDs/ meter	Cutting unit
D6140-24V-4mm	>90	710LM/ m	24V	6.6W/ m	5000×4×12mm	140LEDs	7LEDs/ 50mm

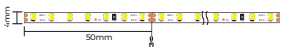

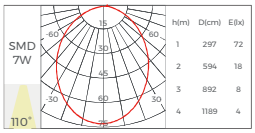

h(m)	D(cm)	E(lx)
1	297	72
2	594	18
3	892	8
4	1189	4

Structure image

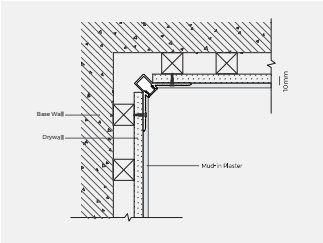

Effect image

LG2727

Basic Parameters

Installation	Trimless recessed
Material	AL6063-T5
Coating	Silver anodized
Application	Indoor
IP grade	IP20
Warranty	5 years
Certification	Rohs, Reach

Profile Components

Profile	L2500×W44.9×H22.2mm	
Diffuser	L2500×W64×H37mm	
Black Diffuser	CV-LR0812 L2500×W64×H37mm	
Holeless end caps	EC-LG2727 L8×W7.8×H12mm	
End cap with hole	EC-LG2727 L8×W7.8×H12mm	

Installation Accessories

Screw	CL-01 M3.5×40mm	

Light Source

Flexible Strip

Model	CRI	Lumens	Voltage	Typpower	Size	LEDs/ meter	Cutting unit
D6140-24V-4mm	>90	710LM/ m	24V	6.6W/ m	5000×4×1.2mm	140LEDs	7LEDs/ 50mm

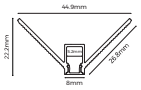

Structure image

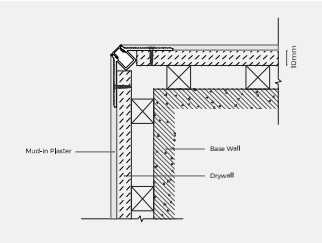

Effect image

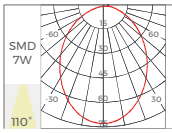

h(m)	D(cm)	E(lx)
1	297	72
2	594	18
3	892	8
4	1189	4

LG1616C(N)

Basic Parameters

Installation	Ceiling
Material	AL6063-T5, spraying surface/ anodizing
Coating	Silver anodized, Black, White
Application	Indoor
IP grade	IP20
Warranty	5 years
Certification	Rohs, Reach

Profile Components

Profile	L2500×W16×H16mm	
Diffuser	L2500×W19.4×H6mm	
Holeless end caps	EC-LG1616C(N) L16×W16×H6.5mm	
End cap with hole	EC-LG1616C(N) L16×W16×H6.5mm	

Installation Accessories

Ceiling clip	CP-13 15×17×17mm	

Light Source

Flexible Strip

Model	CRI	Lumens	Voltage	Typpower	Size	LEDs/ meter	Cutting unit
D6140-24V-8mm	>90	710LM/ m	24V	6.6W/ m	5000×8×1.2mm	140LEDs	7LEDs/ 50mm

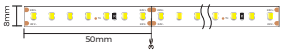

Structure image

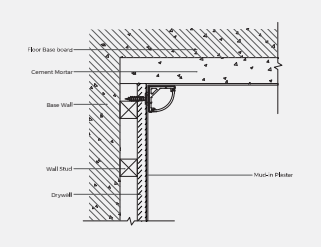

Effect image

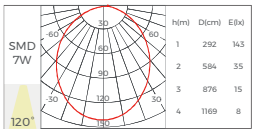

h(m)	D(cm)	E(lx)
1	292	143
2	584	35
3	876	15
4	1169	8

LG1616K(N)

Basic Parameters

Installation	Ceiling
Material	AL6063-T5, spraying surface/ anodizing
Coating	Silver anodized, Black, White
Application	Indoor
IP grade	IP20
Warranty	5 years
Certification	Rohs, Reach

Profile Components

Profile	L2500×W16×H16mm	
Diffuser	L2500×W14.6×H4.6mm	
Holeless end caps	EC-LG1616K(N) L16×W16×H6.5mm	
End cap with hole	EC-LG1616K(N) L16×W16×H6.5mm	

Installation Accessories

Ceiling clip	CP-13 15×17×17mm	

Light Source

Flexible Strip

Model	CRI	Lumens	Voltage	Typ.power	Size	LEDs/ meter	Cutting unit
D6140-24V-8mm	>90	710LM/ m	24V	6.6W/ m	5000×8×1.2mm	140LEDs	7LEDs/ 50mm

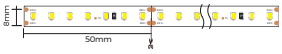

Structure image

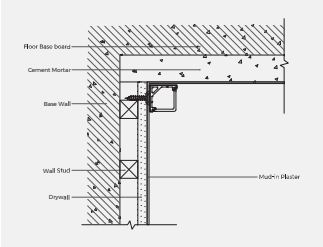

Effect image

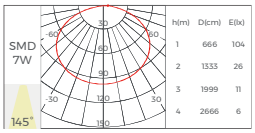

h(m)	D(cm)	E(lx)
1	666	104
2	1333	26
3	1999	11
4	2666	6

LG2020C

Basic Parameters

Installation	Ceiling
Material	AL6063-T5, spraying surface/ anodizing
Coating	Silver anodized, Black, White
Application	Indoor
IP grade	IP20
Warranty	5 years
Certification	Rohs, Reach

Profile Components

Profile	L2500×W20×H20mm	
Diffuser	L2500×W25.4×H7.7mm	
Holeless end caps	EC-LG2020C L20×W20×H6.5mm	
End cap with hole	EC-LG2020C L20×W20×H6.5mm	

Installation Accessories

Ceiling clip	CP-50 L21.1×W21.1×H15mm	

Light Source

Flexible Strip

Model	CRI	Lumens	Voltage	Typ.power	Size	LEDs/ meter	Cutting unit
D6280-24V-10mm	>90	1508LM/ m	24V	15W/ m	5000×10×1.2mm	280LEDs	14LEDs/ 50mm

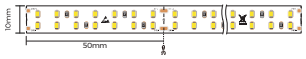

Structure image

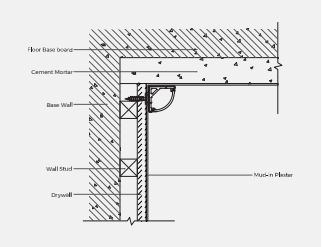

Effect image

LG3030C

Basic Parameters

Installation	Ceiling
Material	AL6063-T5, spraying surface/ anodizing
Coating	Silver anodized, Black, White
Application	Indoor
IP grade	IP20
Warranty	5 years
Certification	Rohs, Reach

Profile Components

Profile	L2500×W30×H30mm	
Diffuser	L2500×W28.9×H28.9mm	
Holeless end caps	EC-LG3030C L30×W30×H5mm	
End cap with hole	EC-LG3030C L30×W30×H5mm	

Installation Accessories

Ceiling clip	CP-14 31×31×14mm	

Light Source

Flexible Strip

Model	CRI	Lumens	Voltage	Typ.power	Size	LEDs/ meter	Cutting unit
D6280-24V-10mm	>90	1508LM/m	24V	15W/ m	5000×10×12mm	280LEDs	14LEDs/ 50mm

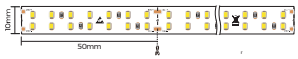

Structure image

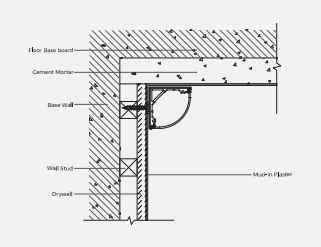

Effect image

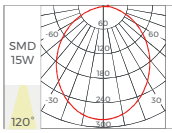

h(m)	D(cm)	E(lx)
1	288	285
2	576	71
3	864	31
4	1153	17

LG3030K

Basic Parameters

Installation	Ceiling
Material	AL6063-T5, spraying surface/ anodizing
Coating	Silver anodized, Black, White
Application	Indoor
IP grade	IP20
Warranty	5 years
Certification	Rohs, Reach

Profile Components

Profile	L2500×W30×H30mm	
Diffuser	L2500×W29.2×H29.2mm	
Holeless end caps	EC-LG3030K L30×W30×H5mm	
End cap with hole	EC-LG3030K L30×W30×H5mm	

Installation Accessories

Ceiling clip	CP-14 31×31×14mm	

Light Source

Flexible Strip

Model	CRI	Lumens	Voltage	Typ.power	Size	LEDs/ meter	Cutting unit
D6280-24V-10mm	>90	1508LM/m	24V	15W/ m	5000×10×12mm	280LEDs	14LEDs/ 50mm

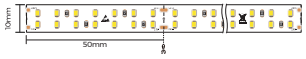

Structure image

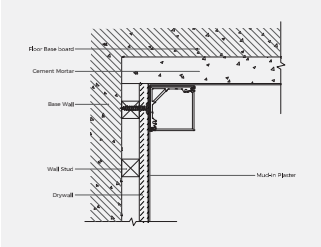

Effect image

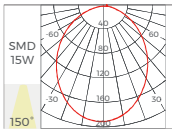

h(m)	D(cm)	E(lx)
1	307	197
2	614	49
3	922	21
4	1229	12

LR1616



Basic Parameters

Installation	Trimless recessed
Material	AL6063-T5
Coating	Silver anodized
Application	Indoor
IP grade	IP20
Warranty	5 years
Certification	Rohs, Reach

Profile Components

Profile	L2500×W38.4×H36.5mm	
Diffuser	L2500×W14.7×H4.5mm	
White Prismatic	CV-LR1613 L2500×W14.7×H4.3mm	
Black Prismatic	CV-LR1613 L2500×W14.7×H4.3mm	
Holeless end caps	EC-LR1616 L7×W16×H13mm	
End cap with hole	EC-LR1616 L7×W16×H13mm	

Installation Accessories

Screw	CL-01 M3.5×40mm	

Light Source

Flexible Strip

Model	CRI	Lumens	Voltage	Typpower	Size	LEDs/ meter	Cutting unit
D6140-24V-8mm	>90	710LM/ m	24V	6.6W/ m	5000×8×12mm	140LEDs	7LEDs/ 50mm

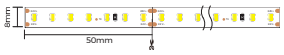

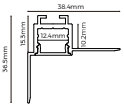

Structure image

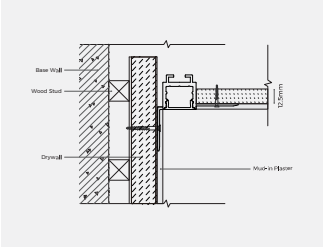

Effect image

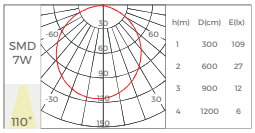

h(m)	D(cm)	E(lx)
1	300	109
2	600	27
3	900	12
4	1200	6

LR3840(A)

Basic Parameters

Installation	Trimless recessed
Material	AL6063-T5, spraying surface
Coating	White
Application	Indoor
IP grade	IP20
Warranty	5 years
Certification	Rohs, Reach

Profile Components

Profile	L2500×W64.5×H60mm	
Diffuser	L2500×W13.5×H8.5mm	
Holeless end caps	EC-LR3840(A) L43.3×W40×H1.5mm	

Installation Accessories

Screw	CL-01 M3.5×40mm	

Light Source

Flexible Strip

Model	CRI	Lumens	Voltage	Typpower	Size	LEDs/ meter	Cutting unit
D6280-24V-8mm	>90	1650LM/ m	24V	15W/ m	5000×8×1.3mm	280LEDs	7LEDs/ 25mm

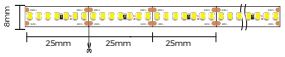

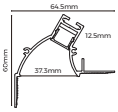

Structure image

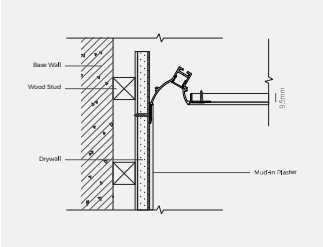

Effect image

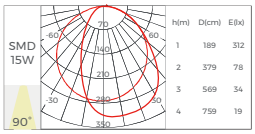

h(m)	D(cm)	E(lx)
1	189	312
2	379	78
3	569	34
4	759	19

LR3840(B)



Basic Parameters

Installation	Trimless recessed
Material	AL6063-T5, spraying surface
Coating	White
Application	Indoor
IP grade	IP20
Warranty	5 years
Certification	Rohs, Reach

Profile Components

Profile	L2500×W73.3×H40mm	
Diffuser	L2500×W13.5×H8.5mm	
Holeless end caps	EC-LR3840(B) L43.3×W40×H1.5mm	

Installation Accessories

Screw	CL-01 M3.5X40mm	

Light Source

Flexible Strip

Model	CRI	Lumens	Voltage	Typ.power	Size	LEDs/ meter	Cutting unit
D6280-24V-8mm	>90	1650LM/ m	24V	15W/ m	5000×8×1.3mm	280LEDs	7LEDs/ 25mm

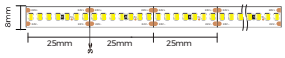

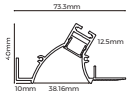

Structure image

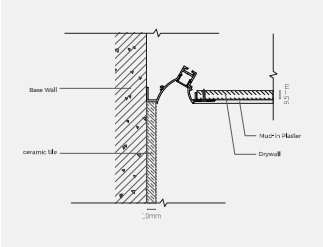

Effect image



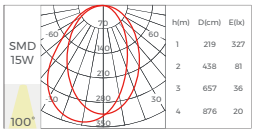

h(m)	D(cm)	E(lx)
1	219	327
2	438	81
3	657	36
4	876	20

LG7043

Basic Parameters

Installation	Trimless recessed
Material	AL6063-T5
Coating	Silver anodized
Application	Indoor
IP grade	IP20
Warranty	5 years
Certification	Rohs, Reach

Profile Components

Profile	L2500×W43×H70mm	
Diffuser	L2500×W18.9×H6.5mm	
Holeless end caps	EC-LG7043 L70×W43×H2mm	

Installation Accessories

Screw	CL-01 M3.5X40mm	

Light Source

Flexible Strip

Model	CRI	Lumens	Voltage	Typ.power	Size	LEDs/ meter	Cutting unit
D6140-24V-8mm	>90	710LM/ m	24V	6.6W/ m	5000×8×12mm	140LEDs	7LEDs/ 50mm

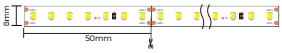

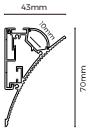

Structure image

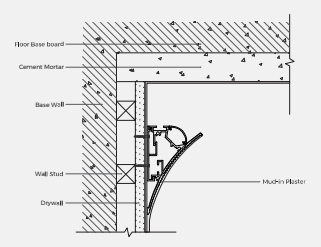

Effect image



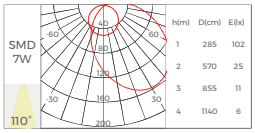

h(m)	D(cm)	E(lx)
1	285	102
2	570	25
3	855	11
4	1140	6

SK6013(A)

Basic Parameters

Installation	Trimless recessed
Material	AL6063-T5, spraying surface
Coating	White
Application	Indoor
IP grade	IP20
Warranty	5 years
Certification	Rohs, Reach

Profile Components

Profile	L2500×W13.2×H60mm
Diffuser	L2500×W10.3×H6.8mm

Installation Accessories

Screw	CL-01 M3.5×40mm

Light Source

Flexible Strip

Model	CRI	Lumens	Voltage	Typpower	Size	LEDs/ meter	Cutting unit
D6140-24V-8mm	>90	710LM/ m	24V	6.6W/ m	5000×8×1.2mm	140LEDs	7LEDs/ 50mm

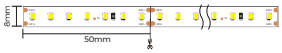

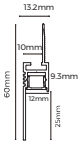

Structure image

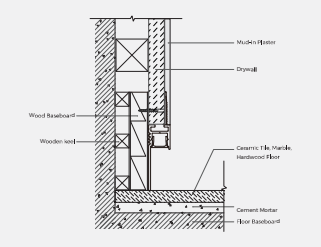

Effect image

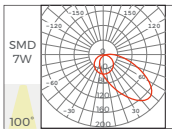

h(m)	D(cm)	E(lx)
1	231	59
2	463	14
3	695	6
4	926	3

SK6013(B)

Basic Parameters

Installation	Trimless recessed
Material	AL6063-T5, spraying surface
Coating	White
Application	Indoor
IP grade	IP20
Warranty	5 years
Certification	Rohs, Reach

Profile Components

Profile	L2500×W13.2×H60mm
Diffuser	L2500×W10.3×H6.8mm

Installation Accessories

Screw	CL-01 M3.5×40mm

Light Source

Flexible Strip

Model	CRI	Lumens	Voltage	Typpower	Size	LEDs/ meter	Cutting unit
D6140-24V-8mm	>90	710LM/ m	24V	6.6W/ m	5000×8×1.2mm	140LEDs	7LEDs/ 50mm

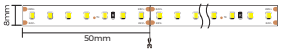

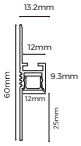

Structure image

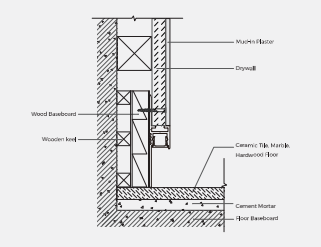

Effect image



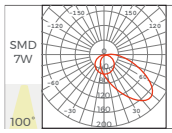

h(m)	D(cm)	E(lx)
1	231	59
2	463	14
3	695	6
4	926	3

SK8513(B)

Basic Parameters

Installation	Trimless recessed
Material	AL6063-T5, spraying surface
Coating	White
Application	Indoor
IP grade	IP20
Warranty	5 years
Certification	Rohs, Reach

Profile Components

Profile	L2500×W13.2×H85mm
Diffuser	L2500×W10.3×H6.8mm

Installation Accessories

Screw	CL-01 M3.5×40mm

Light Source

Flexible Strip

Model	CRI	Lumens	Voltage	Typpower	Size	LEDs/ meter	Cutting unit
D6140-24V-8mm	>90	710LM/ m	24V	6.6W/ m	5000×8×12mm	140LEDs	7LEDs/ 50mm

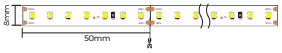

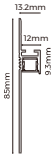

Structure image

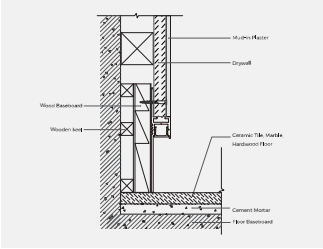

Effect image

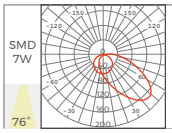

h(m)	D(cm)	E(lx)
1	232	64
2	465	16
3	698	7
4	931	4

LS2126



Basic Parameters

Installation	Recessed
Material	AL6063-T5
Coating	Silver anodized
Application	Indoor
IP grade	IP65
Warranty	5 years
Certification	Rohs, Reach, IK10

Profile Components

Profile	L2500×W21.4×H27mm
Diffuser	L2500×W18×H3.4mm
Holeless end caps	EC-LS2126 L27×W21.4×H5mm
End cap with hole	EC-LS2126 L27×W21.4×H5mm

Light Source

Flexible Strip

Model	CRI	Lumens	Voltage	Typpower	Size	LEDs/ meter	Cutting unit
D6140-24V-8mm	>90	710LM/ m	24V	6.6W/ m	5000×8×12mm	140LEDs	7LEDs/ 50mm

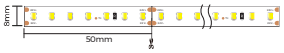

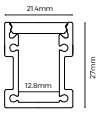

Structure image

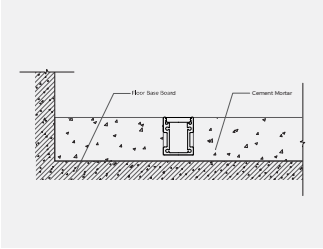

Effect image

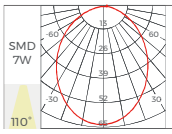

h(m)	D(cm)	E(lx)
1	295	63
2	591	15
3	887	7
4	1182	3

LE2711

Basic Parameters

Installation	Recessed
Material	AL6063-T5
Coating	Silver anodized
Application	Indoor
IP grade	IP65
Warranty	5 years
Certification	Rohs, Reach, IK10

Profile Components

Profile	L2500×W27×H11mm	
Diffuser	L2500×W18×H3.4mm	
Holeless end caps	EC-LE2711 L27.2×W11×H7.8mm	
End cap with hole	EC-LE2711 L27.2×W11×H7.8mm	

Light Source

Flexible Strip

Model	CRI	Lumens	Voltage	Typ.power	Size	LEDs/ meter	Cutting unit
D8168-24V-10mm	>90	1860LM/ M	24V	16.2W/ M	5000x10x 16mm	168LEDs	7LEDs/ 42mm

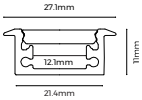

Structure image

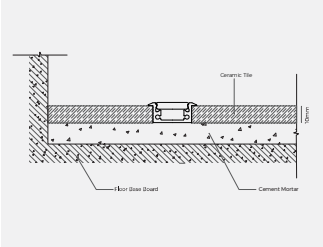

Effect image

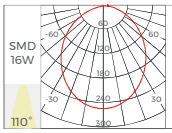

h(m)	D(cm)	E(lx)
1	326	258
2	652	64
3	979	28
4	1305	16



ALS ECO

ALS ECO, is based on ALS Series to get upgrade on process to be more cost-effective. It can be recessed in micro scenes and corners to be profile-less full light look.

Product Overview

Ceiling

BS1010

10x10MM

BS1515

15x15MM

BS1607

16x7MM

BS1613

16x13MM

Trimless recessed

BR1613(A)

48.2x13MM

BR1613(B)

32.1x13MM

Recessed

BE1010

14x10MM

BE1515

19x15MM

BE2007

20x7MM

BE2507

25x7MM

BE2513

25x13MM

Corner

BG1010C

10x10MM

BG1616C

16x16MM

BG1818

18x18MM

BG4223

42x22.4MM

BG4920

48.6x19.5MM

Bend

BS1505

15x5.53MM

BS1805

18x5.5MM

BS1303

13.4x2.8MM

BS1010

Basic Parameters

Installation	Ceiling, Trimless recessed
Material	AL6063-T5, spraying surface/ anodizing
Coating	Silver anodized, Black, White

Profile Components

Profile	L2500×W10×H8.9mm	
Diffuser	L2500×W10×H3.5mm	
Holeless end caps	EC-BS1010 L10×W10×H7.5mm	
End cap with hole	EC-BS1010 L10×W10×H7.5mm	

Installation Accessories

Mounting clip	CP-36 L12×W15×H4.5mm	

Light Source

Flexible Strip

Model	CRI	Lumens	Voltage	Typ.power	Size	LEDs/meter	Cutting unit
D6140-24V-4mm	>90	710LM/m	24V	6.6W/m	5000×4×1.2mm	140LEDs	7LEDs/50mm

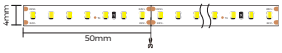

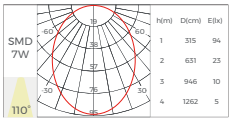

h(m)	D(cm)	E(lx)
1	315	94
2	631	23
3	946	10
4	1262	5

BS1515

Basic Parameters

Installation	Ceiling, Trimless recessed
Material	AL6063-T5, spraying surface/ anodizing
Coating	Silver anodized, Black, White

Profile Components

Profile	L2500×W15×H8.9mm	
Diffuser	L2500×W15×H3.5mm	
Holeless end caps	EC-BS1515 L15×W15×H7.5mm	
End cap with hole	EC-BS1515 L15×W15×H7.5mm	

Installation Accessories

Mounting clip	CP-37 L17×W15×H4.5mm	

Light Source

Flexible Strip

Model	CRI	Lumens	Voltage	Typ.power	Size	LEDs/meter	Cutting unit
D6140-24V-8mm	>90	710LM/m	24V	6.6W/m	5000×8×1.2mm	140LEDs	7LEDs/50mm

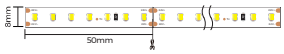

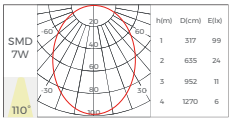

h(m)	D(cm)	E(lx)
1	317	99
2	635	24
3	952	11
4	1270	6

BS1607

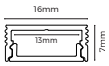

Basic Parameters

Installation	Ceiling, Trimless recessed
Material	AL6063-T5, spraying surface/ anodizing
Coating	Silver anodized, Black, White

Profile Components

Profile	L2500×W16×H7mm	
Diffuser	L2500×W14.48×H3.5mm	
Holeless end caps	EC-BS1607 L16×W7×H7.5mm	
End cap with hole	EC-BS1607 L16×W7×H7.5mm	

Installation Accessories

Mounting clip	CP-04 17.8×15×4.5mm	
0-180° adjustable mounting clip	CP-06 35×177×21.4mm	

Light Source

Flexible Strip

Model	CRI	Lumens	Voltage	Typ.power	Size	LEDs/meter	Cutting unit
D6280-24V-8mm	>90	1650LM/m	24V	15W/m	5000×8×1.3mm	280LEDs	7LEDs/25mm

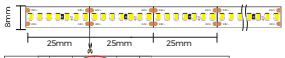

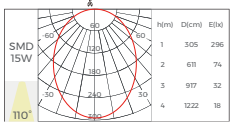

h(m)	D(cm)	E(lx)
1	305	296
2	611	74
3	917	32
4	1222	18

BS1613

Basic Parameters

Installation	Ceiling, Trimless recessed
Material	AL6063-T5, spraying surface/ anodizing
Coating	Silver anodized, Black, White

Profile Components

Profile	L2500×W16×H13mm	
Diffuser	L2500×W14.49×H3.5mm	
Holeless end caps	EC-BS1613 L16×W13×H7.5mm	
End cap with hole	EC-BS1613 L16×W13×H7.5mm	

Installation Accessories

Mounting clip	CP-04 17.8×15×4.5mm	
0-180° adjustable mounting clip	CP-06 35×177×21.4mm	

Light Source

Flexible Strip

Model	CRI	Lumens	Voltage	Typ.power	Size	LEDs/meter	Cutting unit
D6140-24V-8mm	>90	710LM/m	24V	6.6W/m	5000×8×1.2mm	140LEDs	7LEDs/50mm

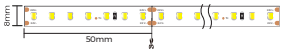

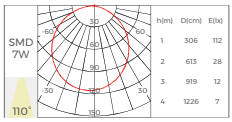

h(m)	D(cm)	E(lx)
1	306	112
2	613	28
3	919	12
4	1226	7

BR1613(A)



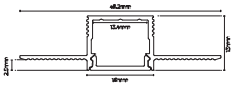

Basic Parameters

Installation	Trimless recessed
Material	AL6063-T5
Coating	Silver anodized

Profile Components

Profile	L2500×W48.2×H13mm	
Diffuser	L2500×W1448×H3.5mm	
Holeless end caps	EC-BS1613 L16×W13×H7.5mm	
End cap with hole	EC-BS1613 L16×W13×H7.5mm	

Installation Accessories

Screw	CL-01 M3.5×40mm	

Light Source

Flexible Strip

Model	CRI	Lumens	Voltage	Typ.power	Size	LEDs/meter	Cutting unit
D6140-24V-8mm	>90	710LM/m	24V	6.6W/m	5000×8×1.2mm	140LEDs	7LEDs/50mm

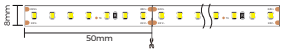

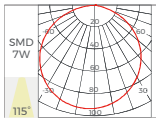

h(m)	D(cm)	E(lx)
1	312	95
2	623	24
3	935	11
4	1247	6

BR1613(B)



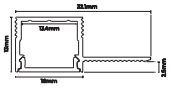

Basic Parameters

Installation	Trimless recessed
Material	AL6063-T5
Coating	Silver anodized

Profile Components

Profile	L2500×W32.1×H13mm	
Diffuser	L2500×W1448×H3.5mm	
Holeless end caps	EC-BS1613 L16×W13×H7.5mm	
End cap with hole	EC-BS1613 L16×W13×H7.5mm	

Installation Accessories

Screw	CL-01 M3.5×40mm	

Light Source

Flexible Strip

Model	CRI	Lumens	Voltage	Typ.power	Size	LEDs/meter	Cutting unit
D6140-24V-8mm	>90	710LM/m	24V	6.6W/m	5000×8×1.2mm	140LEDs	7LEDs/50mm

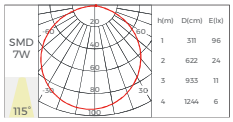

h(m)	D(cm)	E(lx)
1	311	96
2	622	24
3	933	11
4	1244	6

BE1010

Basic Parameters

Installation	Recessed
Material	AL6063-T5, spraying surface/ anodizing
Coating	Silver anodized, Black, White

Profile Components

Profile	L2500×W10×H8.9mm	
Diffuser	L2500×W14×H3.5mm	
Holeless end caps	EC-BE1010 L14×W10×H7.5mm	
End cap with hole	EC-BE1010 L14×W10×H7.5mm	

Installation Accessories

Embedded clip	CP-38 L15.8×W24×H8mm	

Light Source

Flexible Strip

Model	CRI	Lumens	Voltage	Typ.power	Size	LEDs/meter	Cutting unit
D6140-24V-4mm	>90	710LM/m	24V	6.6W/m	5000×4×12mm	140LEDs	7LEDs/50mm

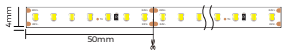

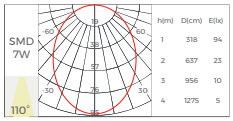

h(m)	D(cm)	E(lx)
1	318	94
2	637	23
3	956	10
4	1275	5

BE1515

Basic Parameters

Installation	Recessed
Material	AL6063-T5, spraying surface/ anodizing
Coating	Silver anodized, Black, White

Profile Components

Profile	L2500×W15×H13.9mm	
Diffuser	L2500×W19×H3.5mm	
Holeless end caps	EC-BE1515 L19×W15×H7.5mm	
End cap with hole	EC-BE1515 L19×W15×H7.5mm	

Installation Accessories

Embedded clip	CP-39 L24×W20.79×H8.5mm	

Light Source

Flexible Strip

Model	CRI	Lumens	Voltage	Typ.power	Size	LEDs/meter	Cutting unit
D6140-24V-8mm	>90	710LM/m	24V	6.6W/m	5000×8×1.2mm	140LEDs	7LEDs/50mm

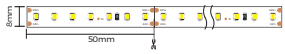

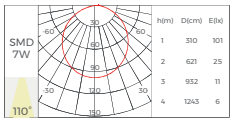

h(m)	D(cm)	E(lx)
1	310	101
2	621	25
3	932	11
4	1243	6

BE2007



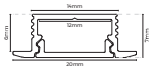

Basic Parameters

Installation	Recessed
Material	AL6063-T5, spraying surface/ anodizing
Coating	Silver anodized, Black, White

Profile Components

Profile	L2500×W20×H7mm	
Diffuser	L2500×W12.6×H3mm	
Holeless end caps	EC-BE2007 L20×W7×H4.5mm	
End cap with hole	EC-BE2007 L20×W7×H4.5mm	

Installation Accessories

Embedded clip	CP-47 L24×W15.4×H6.3mm

Light Source

Flexible Strip

Model	CRI	Lumens	Voltage	Typ.power	Size	LEDs/meter	Cutting unit
D6280-24V-8mm	>90	1650LM/m	24V	15W/m	5000×8×1.3mm	280LEDs	7LEDs /25mm

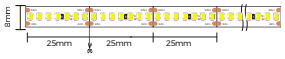

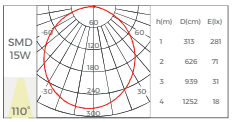

BE2507

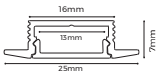

Basic Parameters

Installation	Recessed
Material	AL6063-T5, spraying surface/ anodizing
Coating	Silver anodized, Black, White

Profile Components

Profile	L2500×W25×H7mm	
Diffuser	L2500×W14.48×H3.5mm	
Holeless end caps	EC-BE2507 L25×W7×H11.5mm	
End cap with hole	EC-BE2507 L25×W7×H11.5mm	

Light Source

Flexible Strip

Model	CRI	Lumens	Voltage	Typ.power	Size	LEDs/meter	Cutting unit
D6280-24V-8mm	>90	1650LM/m	24V	15W/m	5000×8×1.3mm	280LEDs	7LEDs /25mm

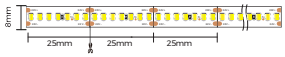

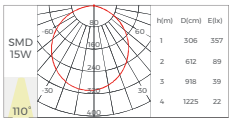

BE2513

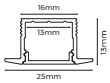

Basic Parameters

Installation	Recessed
Material	AL6063-T5, spraying surface/ anodizing
Coating	Silver anodized, Black, White

Profile Components

Profile	L2500×W25×H13mm	
Diffuser	L2500×W14.48×H3.5mm	
Holeless end caps	EC-BE2513 L25×W13×H11.5mm	
End cap with hole	EC-BE2513 L25×W13×H11.5mm	

Installation Accessories

Embedded clip	CP-12 L2179×W20×H11mm

Light Source

Flexible Strip

Model	CRI	Lumens	Voltage	Typ.power	Size	LEDs/meter	Cutting unit
D6140-24V-8mm	>90	710LM/m	24V	6.6W/m	5000×8×1.2mm	140LEDs	7LEDs/ 50mm

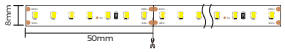

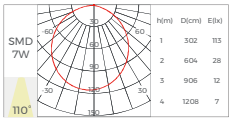

BG1010C



Basic Parameters

Installation	Ceiling
Material	AL6063-T5, spraying surface/ anodizing
Coating	Silver anodized, Black, White

Profile Components

Profile	L2500×W10×H10mm	
Diffuser	2500x W11x H4.4mm	
Holeless end caps	EC-BG1010C L10.0x W10.0x H7.5mm	
End cap with hole	EC-BG1010C L10.0x W10.0x H7.5mm	

Installation Accessories

Mounting clip	CP-48 L11.0x W10.8x H10.8mm

Light Source

Flexible Strip

Model	CRI	Lumens	Voltage	Typ.power	Size	LEDs/meter	Cutting unit
D6140-24V-8mm	>90	710LM/m	24V	6.6W/m	5000×8×1.2mm	140LEDs	7LEDs /50mm

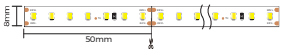

BG1616C

Basic Parameters

Installation	Ceiling
Material	AL6063-T5, spraying surface/ anodizing
Coating	Silver anodized, Black, White

Profile Components

Profile	L2500×W16×H16mm	
Diffuser	L2500×W14×H6mm	
Holeless end caps	EC-BG1616C L16×W16×H7.5mm	
End cap with hole	EC-BG1616C L16×W16×H7.5mm	

Installation Accessories

Mounting clip	CP-13 L15×W17×H17mm	

Light Source

Flexible Strip

Model	CRI	Lumens	Voltage	Typ.power	Size	LEDs/meter	Cutting unit
D6140-24V-8mm	>90	710LM/m	24V	6.6W/m	5000×8×12mm	140LEDs	7LEDs /50mm

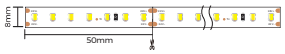

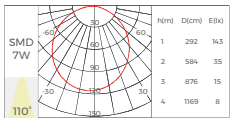

h(m)	D(cm)	E(lx)
1	292	143
2	584	35
3	876	15
4	1169	8

BG1818

Basic Parameters

Installation	Ceiling
Material	AL6063-T5, spraying surface/ anodizing
Coating	Silver anodized, Black, White

Profile Components

Profile	L2500×W18×H18mm	
Diffuser	L2500×W14.5×H3.5mm	
Holeless end caps	EC-BG1818 L18.0×W18.0×H7.5mm	
End cap with hole	EC-BG1818 L18.0×W18.0×H7.5mm	

Installation Accessories

Mounting clip	CP-49 L19.5×W19.5×H13.8mm	

Light Source

Flexible Strip

Model	CRI	Lumens	Voltage	Typ.power	Size	LEDs/meter	Cutting unit
D6140-24V-8mm	>90	710LM/m	24V	6.6W/m	5000×8×12mm	140LEDs	7LEDs/50mm

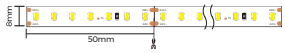

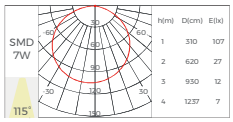

h(m)	D(cm)	E(lx)
1	310	107
2	620	27
3	930	12
4	1237	7

BG4223



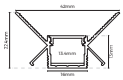

Basic Parameters

Installation	Trimless recessed
Material	AL6063-T5
Coating	Silver anodized

Profile Components

Profile	L2500×W42×H22.4mm	
Diffuser	L2500×W14.49×H3.5mm	
Holeless end caps	EC-BS1613 L16×W13×H7.5mm	
End cap with hole	EC-BS1613 L16×W13×H7.5mm	

Installation Accessories

Screw	CL-01 M3.5×40mm	

Light Source

Flexible Strip

Model	CRI	Lumens	Voltage	Typ.power	Size	LEDs/meter	Cutting unit
D6140-24V-8mm	>90	710LM/m	24V	6.6W/m	5000×8×12mm	140LEDs	7LEDs/50mm

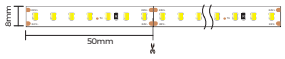

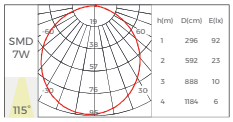

h(m)	D(cm)	E(lx)
1	296	92
2	592	23
3	888	10
4	1184	6

BG4920



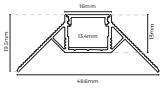

Basic Parameters

Installation	Trimless recessed
Material	AL6063-T5
Coating	Silver anodized

Profile Components

Profile	L2500×W48.6×H19.5mm	
Diffuser	L2500×W14.49×H3.5mm	
Holeless end caps	EC-BS1613 L16×W13×H7.5mm	
End cap with hole	EC-BS1613 L16×W13×H7.5mm	

Installation Accessories

Screw	CL-01 M3.5×40mm	

Light Source

Flexible Strip

Model	CRI	Lumens	Voltage	Typ.power	Size	LEDs/meter	Cutting unit
D6140-24V-8mm	>90	710LM/m	24V	6.6W/m	5000×8×12mm	140LEDs	7LEDs/50mm

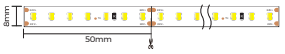

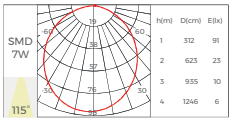

h(m)	D(cm)	E(lx)
1	312	91
2	623	23
3	935	10
4	1246	6

BS1505

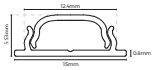

Basic Parameters

Installation	Ceiling
Material	AL6063-T5, spraying surface/ anodizing
Coating	Silver anodized, Black, White

Profile Components

Profile	L2500x W15.0x H4mm	
Diffuser	L2500x W10.7x H4.5mm	
Holeless end caps	EC-BS1505 L15.0x W5.5x H5mm	
End cap with hole	EC-BS1505 L15.0x W5.5x H5mm	

Installation Accessories

Mounting clip	CP-45 L19.0x W16xH4.3mm	

Light Source

Flexible Strip

Model	CRI	Lumens	Voltage	Typpower	Size	LEDs/meter	Cutting unit
DS140-24V-8mm	>90	710LM/m	24V	6.6W/m	5000×8×1.2mm	140LEDs	7LEDs/50mm

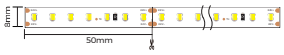

BS1805



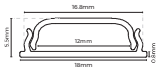

Basic Parameters

Installation	Ceiling
Material	AL6063-T5, spraying surface/ anodizing
Coating	Silver anodized, Black, White

Profile Components

Profile	L2500x W18.0x H4.0mm	
Diffuser	L2500x W16.1x H4.5mm	
Holeless end caps	EC-BS1805 L18.0x W5.5xH5mm	
End cap with hole	EC-BS1805 L18.0x W5.5xH5mm	

Installation Accessories

Mounting clip	CP-46 L19.0x W19.6xH4.1mm	

Light Source

Flexible Strip

Model	CRI	Lumens	Voltage	Typpower	Size	LEDs/meter	Cutting unit
DS140-24V-8mm	>90	710LM/m	24V	6.6W/m	5000×8×1.2mm	140LEDs	7LEDs/50mm

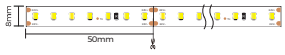

BS1303



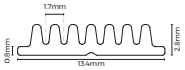

Basic Parameters

Installation	Ceiling
Material	AL6063-T5
Coating	Silver anodized

Profile Components

Profile	L2500×W13.4×H2.8mm	

Installation Accessories

Screw	C1-24 M3.5×15mm	

Light Source

Flexible Strip

Model	CRI	Lumens	Voltage	Typpower	Size	LEDs/meter	Cutting unit
DS140-24V-8mm	>90	710LM/m	24V	6.6W/m	5000×8×1.2mm	140LEDs	7LEDs/50mm



LLS ECO

LLS ECO, of 33-94mm width, supports down/ up&down lighting, pendant, recessed and ceiling installation. It can be cut, spliced and cornered in arbitrary length to form all kinds of creative styles, great flexibility in application.

Product Overview

	Pendant/Ceiling	Pendant (Direct & indirect lighting)	Recessed
30MM	BS3360 248	BH3360 251	BE5535 254
50MM	BS5470 249	BH5470 252	BE6935 255
70MM	BS7977 250	BH7977 253	BE9435 256

BS3360



Basic Parameters	
Installation	Pendant、Ceiling、wall-mounted
Lighting direction	Downward
Material	AL6063-T5,spraying surface/anodizing
Coating	Silver anodized,Black,White
Application	Indoor
IP grade	IP20
Warranty	5 years
Certification	Rohs、Reach

Profile Components		
Profile & Carrier *1	L2500*W33*H60mm	
Diffuser	L2500*W28.8*H10.2mm	
End Cap	EC-BS3360 L33*W60*H5.5mm	

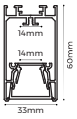

Installation Accessories		
Pendant Cable (with junction box)	PY-D	
Pendant Cable	PN-D	
Pendant Rod	PG-I	
Pendant clip	CP-33 25.8X20X8.6mm	
Ceiling clip	CP-42 22.4x20x4.2mm	

Splicing Accessories		
Splicing Bar	EX-38 150X30X34.5mm	
Whole Luminaire Splicing Bar	EX-41 1110X15.5X11.7mm	

Corner Accessories		
L shape	L90-BS3360 150X150X60mm	
L shape (inward)	L90N-BS3360 150X150X38mm	
L shape (outward)	L90W- BS3360 150X150X33mm	
T shape	T90- BS3360 300X186.5X180mm	
X shape	X90-BS3360 300X300X180mm	

* Without light source

Light Source

Flexible LED strip

Model	CRI	Lumens②	Voltage	Typ. Power	Dimension	LEDs/m	Cutting unit
DL8960-24W-8mm	>80 >90	2015LM/m	24V	15W/m	2500x8x1.5mm	160LEDs	8LEDs/50mm

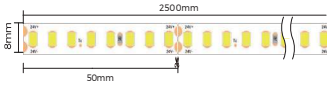

Power Supply				
Model	Size	Power Type	Output Power	Diagram
US-60-24 LI1	261X30X17mm	Non-dimming	60W	
BK-DGV060-24V0D	285X30X21mm	DALI dimming	60W	
BK-MCV100-24V0M	283*30*21mm	1-10V dimming	60W	

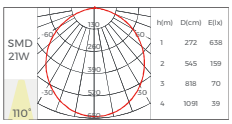

h(m)	D(cm)	E(lx)
1	272	638
2	545	159
3	818	70
4	1091	39

BS5470

Basic Parameters	
Installation	Pendant、Ceiling、wall-mounted、Trimless recessed
Lighting direction	Downward
Material	AL6063-T5,spraying surface/anodizing
Coating	Silver anodized,Black,White
Application	Indoor
IP grade	IP20
Warranty	5 years
Certification	Rohs、Reach

Profile Components		
Profile & Carrier *1	L2500*W54*H70mm	
Diffuser	L2500*W44.8*H6mm	
End Cap	EC-BS5470 L54*W70*H5.5mm	

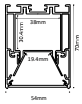

Installation Accessories		
Pendant Cable (with junction box)	PY-D	
Pendant Cable	PN-D	
Trimless recessed accessory	RE-03 1110X25X62mm	
Ceiling accessory	CI-06 80.5X54X5.5mm	
Ceiling clip	CP-30 41.2X20X5.8mm	
Pendant Rod	PG-I	

Splicing Accessories		
Splicing Bar	EX-39 150X37.2X29.8mm	
Whole Luminaire Splicing Bar	EX-41 1110X15.5X11.7mm	

Corner Accessories		
L shape	L90-BS5470 150X150X70mm	
L shape (inward)	L90N-BS5470 150X150X54mm	
L shape (outward)	L90W- BS5470 150X150X54mm	
T shape	T90- BS5470 300X177X70mm	
X shape	X90-BS5470 300X300X70mm	

* Without light source

Light Source

Flexible LED strip

Model	CRI	Lumens②	Voltage	Typ. Power	Dimension	LEDs/m	Cutting unit
DL8280-24W-18mm	>80 >90	3400LM/m	24V	25W/m	2500x18x1.5mm	280LEDs	14LEDs/50mm

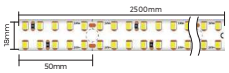

Power Supply				
Model	Size	Power Type	Output Power	Diagram
US-100-24 LI2	366*30*18mm	Non-dimming	100W	
BK-DGV100-24V0D	355*30*21mm	DALI dimming	100W	
BK-MCV100-24V0M	355*30*21mm	1-10V dimming	100W	

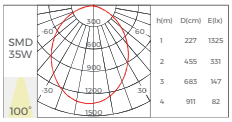

h(m)	D(cm)	E(lx)
1	227	1325
2	455	331
3	683	147
4	911	82

BS7977

Basic Parameters

Installation	Pendant、Ceiling、Trimless recessed
Lighting direction	Downward
Material	AL6063-T5,spraying surface/anodizing
Coating	Silver anodized,Black,White
Application	Indoor
IP grade	IP20
Warranty	5 years
Certification	Rohs、Reach

Profile Components

Profile & Carrier *1	L2500*W79*H77mm	
Diffuser	L2500*W72.3*H0mm	
End Cap	EC-BS7977 L79*W77*H5.5mm	

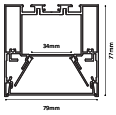

Installation Accessories

Pendant Cable (with junction box)	PY-D	
Pendant Cable	PN-D	
Pendant Rod	PG-I	
Trimless recessed accessory	RE-04 135.4X25X90mm	
Ceiling accessory	CL-09 126.5X54X5.9mm	

Splicing Accessories

Splicing Bar	EX-40 150X49.2X32.9mm	
Whole Luminaire Splicing Bar	EX-41 110X15.5X117mm	

Corner Accessories

L shape	L90-BS7977 150X150X77mm	
L shape (inward)	L90N-BS7977 150X150X79mm	
L shape (outward)	L90W- BS7977 150X150X79mm	
T shape	T90- BS7977 300X189.5X77mm	
X shape	X90-BS7977 300X300X77mm	

* Without light source

Light Source

Flexible LED strip

Model	CRI	Lumens②	Voltage	Typ. Power	Dimension	LEDs/m	Cutting unit
DL8280-24V-30mm	>80 >90	4100LM/m	24V	30 W/m	2500x30x 1.9mm	280LEDs	14LEDs/ 50mm

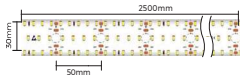

Power Supply

Model	Size	Power Type	Output Power	Diagram
US-100-24 LI2	365*30*18mm	Non-dimming	100W	
BK-DCV100-24V0D	355*30*21mm	DALI dimming	100W	
BK-MGV100-24V0M	355*30*21mm	1-10V dimming	100W	

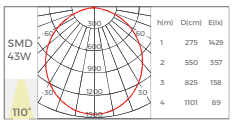

h(m)	D(cm)	E(lx)
1	275	1429
2	550	357
3	825	158
4	1101	89

BH3360



Basic Parameters

Installation	Pendant
Lighting direction	Upward&downward
Material	AL6063-T5,spraying surface/anodizing
Coating	Silver anodized,Black,White
Application	Indoor
IP grade	IP20
Warranty	5 years
Certification	Rohs、Reach

Profile Components

Profile & Catrrier *1	L2500*W33*H60mm	
Diffuser	L2500*W26.6*H10.2mm	
End Cap	EC-BS3360 L33*W60*H5.5	

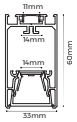

Installation Accessories

Pendant Cable (with junction box)	PY-D	
Pendant Cable	PN-D	
Pendant clip	CP-33 25.8x20x8.6mm	

Splicing Accessories

Splicing Bar	EX-58 150X50X34.5mm	
Whole Luminaire Splicing Bar	EX-41 110X15.5X117mm	

Corner Accessories

L shape	L90-BH3360 150X150X60mm	
T shape	T90- BH3360 300X166.5X60mm	
X shape	X90-BH3360 300X300X60mm	

* Without light source

Light Source

Flexible LED strip

Model	CRI	Lumens②	Voltage	Typ. Power	Dimension	LEDs/m	Cutting unit
Down-DL8160-24V-8mm	>80 >90	2015LM/m	24V	15W/m	2500x8x 1.5mm	160LEDs	8LEDs/ 50mm
UP-DL880-24V-8mm	>80 >90	1015LM/m	24V	15W/m	2500x8x 1.5mm	160LEDs	8LEDs/ 100mm

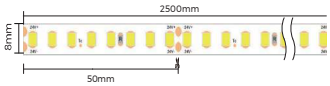

Power Supply

Model	Size	Power Type	Output Power	Diagram
US-100-24 LI2	365*30*18mm	Non-dimming	100W	
BK-DCV100-24V0D	355*30*21mm	DALI dimming	100W	
BK-MGV100-24V0M	355*30*21mm	1-10V dimming	100W	

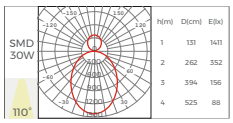

h(m)	D(cm)	E(lx)
1	131	1411
2	262	352
3	394	156
4	525	88

BH5470



Basic Parameters

Installation	Pendant
Lighting direction	Upward&downward
Material	AL6063-T5,spraying surface/anodizing
Coating	Silver anodized,Black,White
Application	Indoor
IP grade	IP20
Warranty	5 years
Certification	Rohs、Reach

Profile Components

Profile & Catrrier *1	L2500*W54*H70mm	
Diffuser	L2500*W48.8*H6mm	
End Cap	EC-BS5470 L54*W70*H5.5mm	

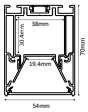

Installation Accessories

Pendant Cable (with junction box)	PY-D	
Pendant Cable	PN-D	
Pendant rod	PG-I	
Pendant clip	CP-16 37X20X7mm	

Splicing Accessories

Splicing Bar	EX-39 150X37.2X29.8mm	
Whole Luminaire Splicing Bar	EX-41 110X15.5X11.7mm	

Corner Accessories

L shape	L90-BH5470 150X150X70mm	
T shape	T90- BH5470 300X177X70mm	
X shape	X90-BH5470 300X300X70mm	

* Without light source

Light Source

Flexible LED strip

Model	CRI	Lumens②	Voltage	Typ. Power	Dimension	LEDs/m	Cutting unit
Down: DL8280-24V-8mm	>80 >90	3400LM/m	24V	25W/m	2500x8x 1.5mm	280LEDs	14LEDs/ 50mm
UP: DL8160-24V-8mm	>80 >90	2015LM/m	24V	15W/m	2500x8x 1.5mm	160LEDs	8LEDs/ 50mm

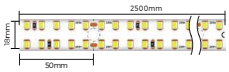

Power Supply

Model	Size	Power Type	Output Power	Diagram
US-100-24 LB	365*30*18mm	Non-dimming	100W	
BK-DGV100-24V0D	355*30*21mm	DALI dimming	100W	
BK-MGV100-24V0M	355*30*21mm	1-10V dimming	100W	

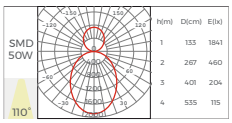

h(m)	D(cm)	E(lx)
1	133	1841
2	267	460
3	401	204
4	535	115

BH7977



Basic Parameters

Installation	Pendant
Lighting direction	Upward&downward
Material	AL6063-T5,spraying surface/anodizing
Coating	Silver anodized,Black,White
Application	Indoor
IP grade	IP20
Warranty	5 years
Certification	Rohs、Reach

Profile Components

Profile & Catrrier *1	L2500*W79*H77mm	
Diffuser	L2500*W72.5*H10mm	
End Cap	EC-BS7977 L79*W77*H10mm	

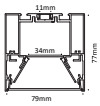

Installation Accessories

Pendant Cable (with junction box)	PY-D	
Pendant Cable	PN-D	
Pendant rod	PG-I	
Pendant clip	CP-16 37X20X7mm	

Splicing Accessories

Splicing Bar	EX-40 150X48.2X32.9mm	
Whole Luminaire Splicing Bar	EX-41 110X15.5X11.7mm	

Corner Accessories

L shape	L90-BH7977 150X150X77mm	
T shape	T90- BH7977 300X189.5X77mm	
X shape	X90-BH7977 300X300X77mm	

* Without light source

Light Source

Flexible LED strip

Model	CRI	Lumens②	Voltage	Typ. Power	Dimension	LEDs/m	Cutting unit
Down: DL8280-24V-50mm	>80 >90	4100LM/m	24V	30 W/m	2500x30x 1.5mm	280LEDs	14LEDs/ 50mm
UP: DL8160-24V-8mm	>80 >90	2015LM/m	24V	15W/m	2500x8x 1.5mm	160LEDs	8LEDs/ 50mm

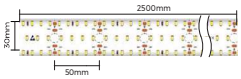

Power Supply

Model	Size	Power Type	Output Power	Diagram
US-100-24 LB	365*30*18mm	Non-dimming	100W	
BK-DGV100-24V0D	355*30*21mm	DALI dimming	100W	
BK-MGV100-24V0M	355*30*21mm	1-10V dimming	100W	

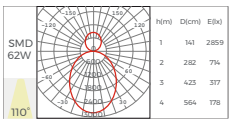

h(m)	D(cm)	E(lx)
1	141	2859
2	282	714
3	423	317
4	564	178

BE5535

Basic Parameters

Installation	Recessed
Lighting direction	Downward
Material	AL6063-T5,spraying surface/anodizing
Coating	Silver anodized,Black,White
Application	Indoor
IP grade	IP20
Warranty	5 years
Certification	Rohs、Reach

Profile Components

Profile & Catrrier *1	L2500*W55*H15mm	
Diffuser	L2500*W34.8*H5.7mm	
End Cap	EC-BE5535 L55*W35*H15mm	

41mm
35mm
55mm

Slot size:
12.08*4.5mm

Installation Accessories

Recessed Accessory	RB-02 L88.5xW35xH31.6mm	

Splicing Accessories

Splicing Bar	EX-17 50.19X22.5mm	

Light Source

Flexible LED strip

Model	CRI	Lumens①	Voltage	Typ Power	Dimension	LEDs/m	Cutting unit
DL8160-24V-8mm	>80 >90	2015LM/m	24V	19W/m	2500x8x 1.5mm	160LEDs	8LEDs/50mm

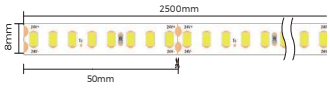

Corner Accessories

L shape	L90-BE5535 150X150X35mm	
L shape (inward)	L90N-BE5535 150X150X35mm	
L shape (outward)	L90W-BE5535 150X150X35mm	
T shape	T90-BE5535 300X177.5X35mm	
X shape	X90-BE5535 300X300X35mm	

* Without light source

Power Supply

Model	Size	Power Type	Output Power	Diagram
US-60-24 L11	261X30X17mm	Non-dimming	60W	
BK-DCV060-24V0D	285X30X21mm	DALI dimming	60W	
BK-MGV100-24V0M	285*30*21mm	1-10V dimming	60W	

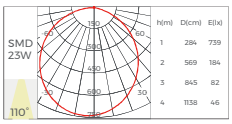

h(m)	D(cm)	E(lx)
1	284	739
2	569	184
3	845	82
4	1138	46

BE6935

Basic Parameters

Installation	Recessed
Lighting direction	Downward
Material	AL6063-T5,spraying surface/anodizing
Coating	Silver anodized,Black,White
Application	Indoor
IP grade	IP20
Warranty	5 years
Certification	Rohs、Reach

Profile Components

Profile & Catrrier *1	L2500*W69*H35mm	
Diffuser	L2500*W46.8*H5.9mm	
End Cap	EC-BE6935 L69*W35*H15mm	

55mm
35mm
69mm

Slot size:
12.08*5.9mm

Installation Accessories

Recessed Accessory	RB-02 L88.5xW35xH31.6mm	

Splicing Accessories

Splicing Bar	EX-17 50.19X22.5mm	

Light Source

Flexible LED strip

Model	CRI	Lumens①	Voltage	Typ Power	Dimension	LEDs/m	Cutting unit
DL8280-24V-18mm	>80 >90	3400LM/m	24V	23W/m	2500x8x 1.5mm	280LEDs	14LEDs/ 50mm

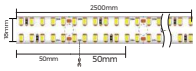

Corner Accessories

L shape	L90-BE6935 150X150X35mm	
L shape (inward)	L90N-BE6935 150X150X69mm	
L shape (outward)	L90W-BE6935 150X150X69mm	
T shape	T90-BE6935 300X184.5X35mm	
X shape	X90-BE6935 300X300X35mm	

* Without light source

Power Supply

Model	Size	Power Type	Output Power	Diagram
US-100-24 L12	365*30*19mm	Non-dimming	100W	
BK-DCV100-24V0D	355*30*21mm	DALI dimming	100W	
BK-MGV100-24V0M	355*30*21mm	1-10V dimming	100W	

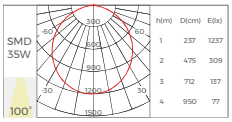

h(m)	D(cm)	E(lx)
1	237	1237
2	475	309
3	712	137
4	950	77

BE9435



Basic Parameters

Installation	Recessed
Lighting direction	Downward
Material	AL6063-T5,spraying surface/anodizing
Coating	Silver anodized,Black,White
Application	Indoor
IP grade	IP20
Warranty	5 years
Certification	Rohs、Reach

Profile Components

Profile & Catrrier *1	L2500*W94*H35mm	
Diffuser	L2500*W72.3*H0mm	
End Cap	EC-BE9435 L94*W33*H15mm	

Installation Accessories

Recessed Accessory	RB-02 L68.5W35xH31.6mm	

Splicing Accessories

Splicing Bar	EX-17 501.9X22.5mm	

Light Source

Flexible LED strip

Model	CRI	Lumens②	Voltage	Typ.Power	Dimension	LEDs/m	Cutting unit
DLE280-24V-30mm	>80 >90	4100LM/m	24V	30 W/m	2500x30x1.5mm	280LEDs	14LEDs/50mm

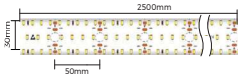

Corner Accessories

L shape	L90-BE9435 150X150X35mm	
L shape (inward)	L90N-BE9435 150X150X94mm	
L shape (outward)	L90W-BE9435 150X150X94mm	
T shape	T90-BE9435 300X197.5X35mm	
X shape	X90-BE9435 300X300X35mm	

*Without light source

Power Supply

Model	Size	Power Type	Output Power	Diagram
US-100-24 LB2	365*30*18mm	Non-dimming	100W	
BK-DGV100-24V0D	355*30*21mm	DALI dimming	100W	
BK-MCV100-24V0M	355*30*21mm	1-10V dimming	100W	

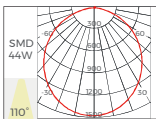

h(m)	D(cm)	E(lx)
1	278	1456
2	556	363
3	834	161
4	1113	90



Track Lights

2

COLORS Track Lights includes 48VDC magnetic track and 220V high voltage track.They bring together spotlights, flexible and rigid linear lights in one system to achieve unique lighting designs and creative applications. The system can achieve easy splicing, cornering and rotation of track, as well as quick electrical connection of lighting modules in virtue of magnets and a wealth of accessories, a decorative element far beyond lighting purpose indeed.

Product Series

220V High voltage track

TLS-H

TLS-H is a 220V high-voltage track system, it provides spotlights, linear lights and decorative lights. The spotlights can be track mounted, surface mounted and recessed mounted. The spotlights can reach 120LM/W CRI90 and it has a 3CCT dial-switch version, which can satisfy different needs for different applications

TLS-EH

TLS-EH is a 220V high-voltage track system with high cost performance. It is all-metal housing design and minimalist apperance. It provide precise accent light and uniform light spot. The spotlights have a 3CCT dial switch version, which can satisfy different needs for different applications

48V Magnetic track

TLSE-M20 & TLS-R

TLSE-M20 & TLS-R is a DC48V magnetic track system of 20mm width. Its magnetic design offers great DIY convenience to flexibly combine linear modules, spotlights, pendant lights and decorative neon flex in one system, achieving all your lighting demands like basic flood lighting, accent lighting or decorative lighting, suitable for residential villas, hotel clubs, entertainment venues or commercial exhibitions, etc.

TLS-M15

TLS-M15 is a 48V magnetic track system, it is 13.5mm ultra-thin and 19mm ultra-slim design. Its magnetic design offers great DIY convenience to flexibly combine linear modules, spotlights and decorative lights in one system, achieving all your lighting demands like basic flood lighting, accent lighting or decorative lighting, suitable for exibition, residential, etc.

TLS-H

TLS-H is a 220V high-voltage track system, it provides spotlights, linear lights and decorative lights. The spotlights can be track mounted, surface mounted and recessed mounted. The spotlights can reach 120LM/W CRI90 and it has a 3CCT dial-switch version, which can satisfy different needs for different applications

Product Overview

Track Spotlights

269
HS-45
φ45*100mm
8W

270
HS-62
φ62*130mm
10W/15W

272
HS-73
φ73*148mm
20W/25W

274
HS-90
φ90*160mm
30W

276
HSZ-55
φ55*155mm
15W

277
HSZ-65
φ65*165mm
25W

Track linear lights

278
HCD
φ30*600mm
14W

278
HG(A)
220*85mm
12W

Track decorative lights

279
HI-30
φ30*300mm
7W

279
HIJ-30
φ30*530mm
7W

280
HNK-25
φ25*1000/2500mm
13W /33W

280
HIB-100
φ100*145mm
7W

Ceiling Spotlights

283
HMS-45
φ45*100mm
8W

284
HMS-62
φ62*130mm
10W/15W

286
HMS-73
φ73*148mm
20W/25W

288
HMS-90
φ90*160mm
30W

Recessed Spotlights

291
HES-45
φ40mm
8W

292
HES-62
φ55mm
10W/15W

294
HES-73
φ65mm
20W/25W

296
HES-90
φ80mm
30W

3000K
3800K
5000K
3000 K
3800 K
5000 K
3CCT Dial-switch


8° extremely narrow beam angle
8°
15°
24°
36°
50°

3 Installation types

Track mounting

HS-45

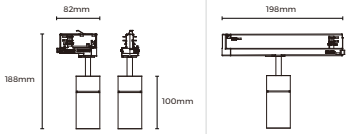

Non-dimming

DALI dimming

Basic Parameters

Material	AL6063
Coating	Spraying
Installation method	Track mounting
Size	Φ45x100mm
Adjustable angle	Vertical 90° / horizontal 350°

Dimming Method

NO DIMMING

(Four-wire three-circuit)

DALI dimming

(Six-wire three-circuit)

Luminaire Parameters

Version	Normal			
Light source	COB			
Input voltage	220-240VAC			
Power	8W			
CRI	Ra>90			
CCT	2700K/3000K/4000K			
Beam angle	18°	24°	36°	50°
Light efficiency*	65LM/W	80LM/W	80LM/W	75LM/W
Luminous flux*	520LM	640LM	640LM	600LM

* Light efficiency & Luminous flux parameters based on 4000K Light source
2700K Light efficiency & Luminous flux=4000K*0.87
3000K Light efficiency & Luminous flux=4000K*0.92

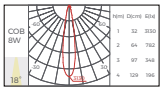

h(m)	D(cm)	E(lx)
1	32	3130
2	64	782
3	97	348
4	129	196

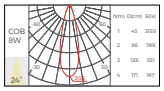

h(m)	D(cm)	E(lx)
1	43	3255
2	86	759
3	128	337
4	171	187

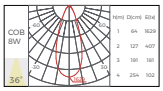

h(m)	D(cm)	E(lx)
1	64	1629
2	127	407
3	191	181
4	254	102

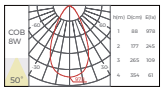

h(m)	D(cm)	E(lx)
1	88	979
2	177	245
3	265	109
4	354	61

Luminaire Parameters

Version	3 CCT tunable(Dial switch)		
Light source	COB		
Input voltage	220-240VAC		
Power	8W		
CRI	Ra>90		
CCT	3000K-3800K-5000K		
Beam angle	24°	36°	45°
Light efficiency*	80LM/W	80LM/W	88LM/W
Luminous flux*	640LM	640LM	705LM

* Light efficiency & Luminous flux parameters based on 3800K Light source
3000K Light efficiency & Luminous flux=3800K*0.9
5000K Light efficiency & Luminous flux=3800K*0.95

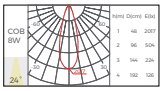

h(m)	D(cm)	E(lx)
1	48	2037
2	96	509
3	144	224
4	192	126

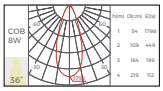

h(m)	D(cm)	E(lx)
1	54	1798
2	108	449
3	164	199
4	219	112

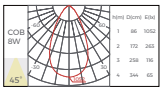

h(m)	D(cm)	E(lx)
1	86	1052
2	172	263
3	258	116
4	344	65

HS-62

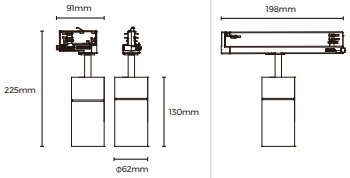

Non-dimming

DALI dimming

Basic Parameters

Material	AL6063
Coating	Spraying
Installation method	Track mounting
Size	Φ62x130mm
Adjustable angle	Vertical 90° / horizontal 350°

Dimming Method

NO DIMMING
(Four-wire three-circuit)

DALI dimming
(Six-wire three-circuit)

Luminaire Parameters

Version	Normal
Light source	COB
Input voltage	220-240VAC
Power	10W
CRI	Ra>90
CCT	2700K/3000K/4000K
Beam angle	8°
Light efficiency*	55LM/W
Luminous flux*	550LM

* Light efficiency & Luminous flux parameters based on 4000K Light source
2700K Light efficiency & Luminous flux=4000K*0.87
3000K Light efficiency & Luminous flux=4000K*0.92

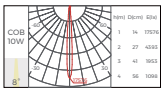

h(m)	D(cm)	E(lx)
1	14	17576
2	27	4393
3	41	1953
4	56	1098

Luminaire Parameters

Version	Normal			
Light source	COB			
Input voltage	220-240VAC			
Power	15W			
CRI	Ra>90			
CCT	2700K/3000K/4000K			
Beam angle	15°	24°	36°	50°
Light efficiency*	70LM/W	85LM/W	85LM/W	80LM/W
Luminous flux*	1050LM	1275LM	1275LM	1200LM

* Light efficiency & Luminous flux parameters based on 4000K Light source
2700K Light efficiency & Luminous flux=4000K*0.87
3000K Light efficiency & Luminous flux=4000K*0.92

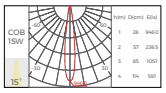

h(m)	D(cm)	E(lx)
1	28	9460
2	57	2365
3	85	1051
4	114	591

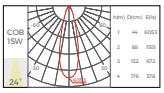

h(m)	D(cm)	E(lx)
1	44	6053
2	88	1513
3	132	672
4	176	378

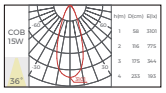

h(m)	D(cm)	E(lx)
1	58	3101
2	116	775
3	175	344
4	233	193

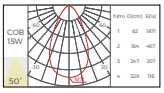

h(m)	D(cm)	E(lx)
1	82	1871
2	164	467
3	247	207
4	329	116

Luminaire Parameters

Version	High efficiency			
Light source	COB			
Input voltage	220-240VAC			
Power	15W			
CRI	Ra>90			
CCT	2700K/3000K/4000K			
Beam angle	15°	24°	36°	50°
Light efficiency*	95LM/W	105LM/W	105LM/W	100LM/W
Luminous flux*	1425LM	1575LM	1575LM	1500LM

* Light efficiency & Luminous flux parameters based on 4000K Light source
2700K Light efficiency & Luminous flux=4000K*0.87
3000K Light efficiency & Luminous flux=4000K*0.92

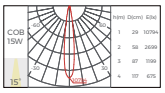

h(m)	D(cm)	E(lx)
1	29	10794
2	58	2699
3	87	1199
4	117	675

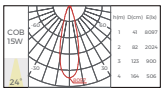

h(m)	D(cm)	E(lx)
1	41	6087
2	82	2024
3	123	900
4	164	506

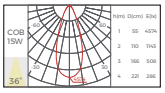

h(m)	D(cm)	E(lx)
1	55	4574
2	110	1143
3	166	508
4	221	286

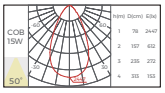

h(m)	D(cm)	E(lx)
1	78	2447
2	157	612
3	235	272
4	313	153

Luminaire Parameters

Version	3 CCT tunable(Dial switch)			
Light source	COB			
Input voltage	220-240VAC			
Power	15W			
CRI	Ra>90			
CCT	3000K-3800K-5000K			
Beam angle	15°	24°	36°	50°
Light efficiency*	80LM/W	85LM/W	80LM/W	80LM/W
Luminous flux*	1200LM	1275LM	1200LM	1200LM

* Light efficiency & Luminous flux parameters based on 3800K Light source
3000K Light efficiency & Luminous flux=3800K*0.9
5000K Light efficiency & Luminous flux=3800K*0.95

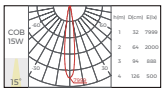

h(m)	D(cm)	E(lx)
1	32	7999
2	64	2000
3	94	888
4	126	500

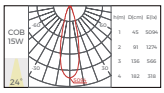

h(m)	D(cm)	E(lx)
1	45	5094
2	91	1274
3	136	566
4	182	318

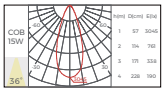

h(m)	D(cm)	E(lx)
1	57	3046
2	114	761
3	171	338
4	228	190

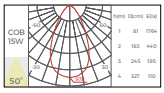

h(m)	D(cm)	E(lx)
1	81	1764
2	163	440
3	245	195
4	327	110

220V-high voltage-pick > 71LM

HS-73

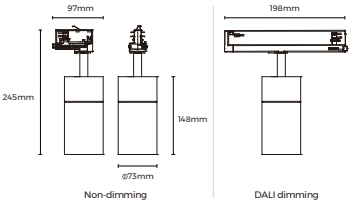

Basic Parameters

Material	AL6063
Coating	Spraying
Installation method	Track mounting
Size	Φ73x148mm
Adjustable angle	Vertical 90° / horizontal 350°

Dimming Method

NO DIMMING
(Four-wire three-circuit)

DALI dimming
(Six-wire three-circuit)

Luminaire Parameters				
Version	Normal			
Light source	COB			
Input voltage	220-240VAC			
Power	20W			
CRI	Ra>90			
CCT	2700K/3000K/4000K			
Beam angle	10°			
Light efficiency*	55LM/W			
Luminous flux*	1100LM			

* Light efficiency & Luminous flux parameters based on 4000K Light source
2700K Light efficiency & Luminous flux=4000K*0.87
3000K Light efficiency & Luminous flux=4000K*0.92

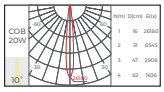

Luminaire Parameters				
Version	Normal			
Light source	COB			
Input voltage	220-240VAC			
Power	25W			
CRI	Ra>90			
CCT	2700K/3000K/4000K			
Beam angle	15°	24°	32°	50°
Light efficiency*	80LM/W	85LM/W	80LM/W	75LM/W
Luminous flux*	2000LM	2125LM	2000LM	1875LM

* Light efficiency & Luminous flux parameters based on 4000K Light source
2700K Light efficiency & Luminous flux=4000K*0.87
3000K Light efficiency & Luminous flux=4000K*0.92

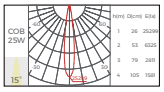

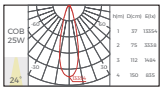

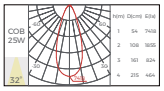

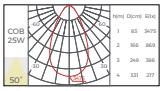

Luminaire Parameters				
Version	High efficiency			
Light source	COB			
Input voltage	220-240VAC			
Power	25W			
CRI	Ra>90			
CCT	2700K/3000K/4000K			
Beam angle	15°/24°/32°/50°			
Light efficiency*	100LM/W			
Luminous flux*	2500LM			

* Light efficiency & Luminous flux parameters based on 4000K Light source
2700K Light efficiency & Luminous flux=4000K*0.87
3000K Light efficiency & Luminous flux=4000K*0.92

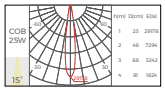

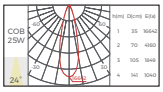

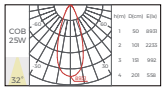

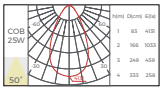

Luminaire Parameters				
Version	3 CCT tunable(Dial switch)			
Light source	COB			
Input voltage	220-240VAC			
Power	25W			
CRI	Ra>90			
CCT	3000K-3800K-5000K			
Beam angle	15°	24°	40°	50°
Light efficiency*	75LM/W	77LM/W	77LM/W	72LM/W
Luminous flux*	1875LM	1925LM	1925LM	1800LM

* Light efficiency & Luminous flux parameters based on 3800K Light source
3000K Light efficiency & Luminous flux=3800K*0.9
5000K Light efficiency & Luminous flux=3800K*0.95

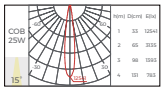

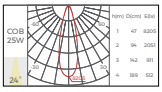

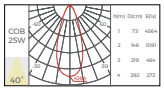

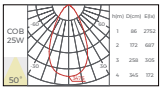

220V-high voltage-sick > 7L(+)

HS-90

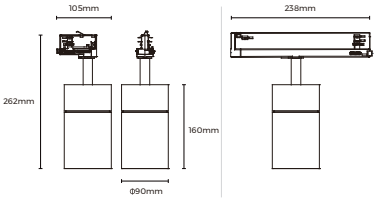

Non-dimming

DALI dimming

Basic Parameters

Material	AL6063
Coating	Spraying
Installation method	Track mounting
Size	Φ90x160mm
Adjustable angle	Vertical 90° / horizontal 350°

Dimming Method

NO DIMMING

(Four-wire three-circuit)

DALI dimming

(Six-wire three-circuit)

Luminaire Parameters

Version	Normal		
Light source	COB		
Input voltage	220-240VAC		
Power	30W		
CRI	Ra>90		
CCT	2700K/3000K/4000K		
Beam angle	10°	15°	22°/28°/45°
Light efficiency*	80LM/W	100LM/W	105LM/W
Luminous flux*	2400LM	3000LM	3150LM

* Light efficiency & Luminous flux parameters based on 4000K Light source
2700K Light efficiency & Luminous flux=4000K*0.87
3000K Light efficiency & Luminous flux=4000K*0.92

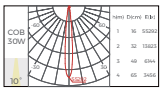

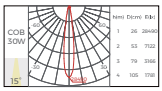

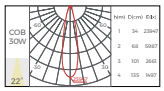

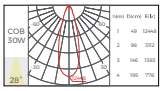

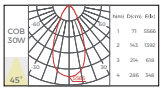

Luminaire Parameters

Version	High efficiency		
Light source	COB		
Input voltage	220-240VAC		
Power	30W		
CRI	Ra>90		
CCT	2700K/3000K/4000K		
Beam angle	15°	22°	28°/45°
Light efficiency*	110LM/W	115LM/W	120LM/W
Luminous flux*	3300LM	3450LM	3600LM

* Light efficiency & Luminous flux parameters based on 4000K Light source
2700K Light efficiency & Luminous flux=4000K*0.87
3000K Light efficiency & Luminous flux=4000K*0.92

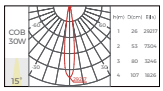

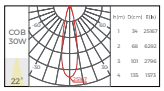

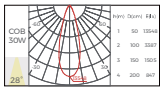

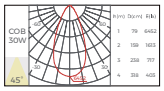

Luminaire Parameters

Version	3 CCT tunable(Dial switch)	
Light source	COB	
Input voltage	220-240VAC	
Power	30W	
CRI	Ra>90	
CCT	3000K-3800K-5000K	
Beam angle	15°	22°/28°/45°
Light efficiency*	93LM/W	98LM/W
Luminous flux*	2790LM	2940LM

* Light efficiency & Luminous flux parameters based on 3800K Light source
3000K Light efficiency & Luminous flux=3800K*0.9
5000K Light efficiency & Luminous flux=3800K*0.95

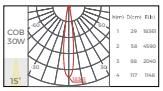

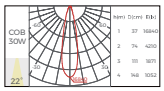

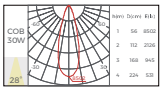

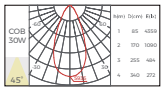

HSZ-55

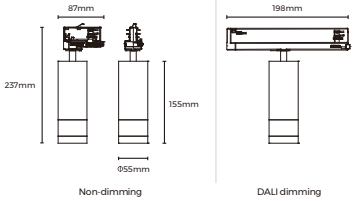

Basic Parameters

Material	AL6063
Coating	Spraying
Installation method	Track mounting
Size	Φ55x155mm
Adjustable angle	Vertical 90° / horizontal 350°

Dimming Method

NO DIMMING
(Four-wire three-circuit)

DALI dimming
(Six-wire three-circuit)

Luminaire Parameters

Version	Normal
Light source	COB
Input voltage	220-240VAC
Power	15W
CRI	Ra>90
CCT	2700K/3000K/4000K
Beam angle	13°-36°
Light efficiency*	57LM/W
Luminous flux*	855LM

* Light efficiency & Luminous flux parameters based on 4000K Light source
2700K Light efficiency & Luminous flux=4000K*0.87
3000K Light efficiency & Luminous flux=4000K*0.92

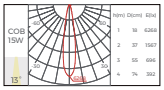

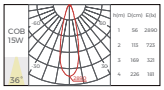

HSZ-65

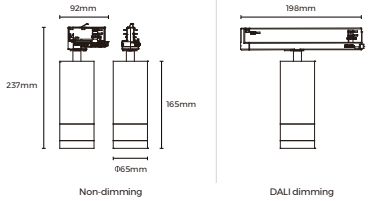

Basic Parameters

Material	AL6063
Coating	Spraying
Installation method	Track mounting
Size	Φ65x165mm
Adjustable angle	Vertical 90° / horizontal 350°

Dimming Method

NO DIMMING
(Four-wire three-circuit)

DALI dimming
(Six-wire three-circuit)

Luminaire Parameters

Version	Normal
Light source	COB
Input voltage	220-240VAC
Power	25W
CRI	Ra>90
CCT	2700K/3000K/4000K
Beam angle	15°-50°
Light efficiency*	60LM/W
Luminous flux*	1500LM

* Light efficiency & Luminous flux parameters based on 4000K Light source
2700K Light efficiency & Luminous flux=4000K*0.87
3000K Light efficiency & Luminous flux=4000K*0.92

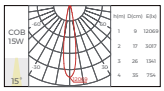

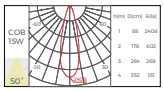

HCD

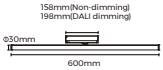

Basic Parameters		Dimming Method
Material	PC	NO DIMMING (Four-wire three-circuit)
Installation method	Track mounting	DALI dimming (Six-wire three-circuit)
Size	Φ30x600mm	

Luminaire Parameters	
Model	HCD
Light source	SMD
Input voltage	220-240VAC
Power	14W
CRI	Ra>90
CCT	2700K/3000K/4000K
Beam angle	200°x 110°
Light efficiency*	90LM/W
Luminous flux*	1260LM

* Light efficiency & Luminous flux parameters based on 4000K Light source
2700K Light efficiency & Luminous flux=4000K*0.87
3000K Light efficiency & Luminous flux=4000K*0.92

HG(A)

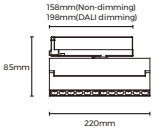

Basic Parameters		Dimming Method
Material	AL6063	NO DIMMING (Four-wire three-circuit)
Coating	Spraying	DALI dimming (Six-wire three-circuit)
Installation method	Track mounting	
Size	220x85mm	
Adjustable angle	Vertical 90°/ horizontal 350°	

Luminaire Parameters	
Model	HG(A)
Light source	SMD
Input voltage	220-240VAC
Power	12W
CRI	Ra>90
CCT	2700K/3000K/4000K
Beam angle	30°/40°
Light efficiency*	68LM/W
Luminous flux*	815LM

* Light efficiency & Luminous flux parameters based on 4000K Light source
2700K Light efficiency & Luminous flux=4000K*0.87
3000K Light efficiency & Luminous flux=4000K*0.92

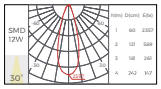

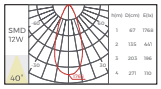

HI-30

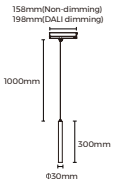

Basic Parameters		Dimming Method
Material	AL6063	NO DIMMING (Four-wire three-circuit)
Coating	Spraying	DALI dimming (Six-wire three-circuit)
Installation method	Track mounting	
Size	Φ30x300mm	

Luminaire Parameters		
Model	HI-30	
Light source	COB	
Input voltage	220-240VAC	
Power	7W	
CRI	Ra>90	
CCT	2700K/3000K/4000K	
Beam angle	24°	36°
Light efficiency*	49LM/W	55LM/W
Luminous flux*	340LM	385LM

* Light efficiency & Luminous flux parameters based on 4000K Light source
2700K Light efficiency & Luminous flux=4000K*0.87
3000K Light efficiency & Luminous flux=4000K*0.92

HIJ-30

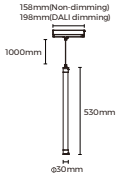

Basic Parameters		Dimming Method
Material	PC	NO DIMMING (Four-wire three-circuit)
Installation method	Track mounting	DALI dimming (Six-wire three-circuit)
Size	Φ30x530mm	

Luminaire Parameters	
Model	HIJ-30
Light source	SMD
Input voltage	220-240VAC
Power	7W
CRI	Ra>90
CCT	2700K/3000K/4000K
Beam angle	360°
Light efficiency*	60LM/W
Luminous flux*	420LM

* Light efficiency & Luminous flux parameters based on 4000K Light source
2700K Light efficiency & Luminous flux=4000K*0.87
3000K Light efficiency & Luminous flux=4000K*0.92

HNK-25

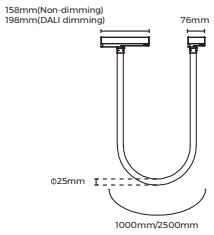

Basic Parameters

Material	Silicone Neon
Installation method	Track mounting
Size	Φ25x1000mm Φ25x2500mm

Dimming Method

NO DIMMING
(Four-wire three-circuit)

DALI dimming
(Six-wire three-circuit)

Luminaire Parameters	
Length	1000mm
Light source	SMD
Input voltage	220-240VAC
Power	13W
CRI	Ra>90
CCT	2700K/3000K/4000K
Beam angle	360°
Light efficiency*	98LM/W
Luminous flux*	1275LM

* Light efficiency & Luminous flux parameters based on 4000K Light source
2700K Light efficiency & Luminous flux=4000K*0.87
3000K Light efficiency & Luminous flux=4000K*0.92

Luminaire Parameters	
Length	2500mm
Light source	SMD
Input voltage	220-240VAC
Power	32W
CRI	Ra>90
CCT	2700K/3000K/4000K
Beam angle	360°
Light efficiency*	98LM/W
Luminous flux*	3136LM

* Light efficiency & Luminous flux parameters based on 4000K Light source
2700K Light efficiency & Luminous flux=4000K*0.87
3000K Light efficiency & Luminous flux=4000K*0.92

HIB-100

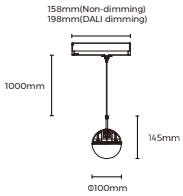

Basic Parameters

Material	AL6063
Coating	Spraying
Installation method	Track mounting
Size	Φ100x145mm

Luminaire Parameters	
Model	HIB-100
Light source	COB
Input voltage	220-240VAC
Power	7W
CRI	Ra>90
CCT	2700K/3000K/4000K
Beam angle	360°
Light efficiency*	64LM/W
Luminous flux*	448LM

* Light efficiency & Luminous flux parameters based on 4000K Light source
2700K Light efficiency & Luminous flux=4000K*0.87
3000K Light efficiency & Luminous flux=4000K*0.92

3 Installation types

Surface mounting

HMS-45

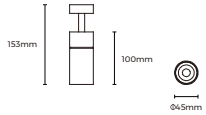

Basic Parameters

Material	AL6063
Coating	Spraying
Installation method	Ceiling mounting
Size	Φ45x100mm
Adjustable angle	Vertical 90° / horizontal 350°

Dimming Method

NO DIMMING

Luminaire Parameters

Version	Normal			
Light source	COB			
Input voltage	220-240VAC			
Power	8W			
CRI	Ra>90			
CCT	2700K/3000K/4000K			
Beam angle	18°	24°	36°	50°
Light efficiency*	65LM/W	80LM/W	80LM/W	75LM/W
Luminous flux*	520LM	640LM	640LM	600LM

* Light efficiency & Luminous flux parameters based on 4000K Light source
2700K Light efficiency & Luminous flux=4000K*0.87
3000K Light efficiency & Luminous flux=4000K*0.92

Luminaire Parameters

Version	3 CCT tunable(Dial switch)		
Light source	COB		
Input voltage	220-240VAC		
Power	8W		
CRI	Ra>90		
CCT	3000K-3800K-5000K		
Beam angle	24°	36°	45°
Light efficiency*	80LM/W	80LM/W	88LM/W
Luminous flux*	640LM	640LM	705LM

* Light efficiency & Luminous flux parameters based on 3800K Light source
3000K Light efficiency & Luminous flux=3800K*0.9
5000K Light efficiency & Luminous flux=3800K*0.95

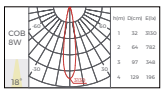

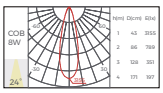

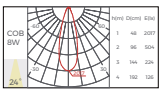

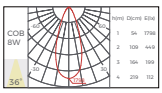

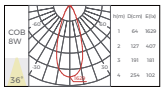

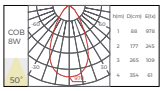

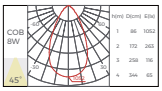

HMS-62

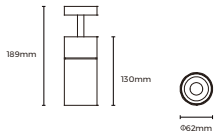

Basic Parameters

Material	AL6063
Coating	Spraying
Installation method	Ceiling mounting
Size	Φ62x130mm
Adjustable angle	Vertical 90° / horizontal 350°

Dimming Method

NO DIMMING

Luminaire Parameters

Version	Normal
Light source	COB
Input voltage	220-240VAC
Power	10W
CRI	Ra>90
CCT	2700K/3000K/4000K
Beam angle	8°
Light efficiency*	55LM/W
Luminous flux*	550LM

* Light efficiency & Luminous flux parameters based on 4000K Light source
2700K Light efficiency & Luminous flux=4000K*0.87
3000K Light efficiency & Luminous flux=4000K*0.92

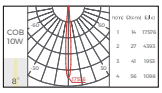

Luminaire Parameters

Version	Normal			
Light source	COB			
Input voltage	220-240VAC			
Power	15W			
CRI	Ra>90			
CCT	2700K/3000K/4000K			
Beam angle	15°	24°	36°	50°
Light efficiency*	70LM/W	85LM/W	85LM/W	80LM/W
Luminous flux*	1050LM	1275LM	1275LM	1200LM

*Light efficiency & Luminous flux parameters based on 4000K Light source
2700K Light efficiency & Luminous flux=4000K*0.87
3000K Light efficiency & Luminous flux=4000K*0.92

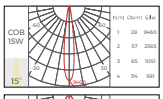

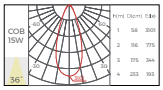

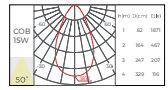

Luminaire Parameters

Version	High efficiency			
Light source	COB			
Input voltage	220-240VAC			
Power	15W			
CRI	Ra>90			
CCT	2700K/3000K/4000K			
Beam angle	15°	24°	36°	50°
Light efficiency*	95LM/W	105LM/W	105LM/W	100LM/W
Luminous flux*	1425LM	1575LM	1575LM	1500LM

* Light efficiency & Luminous flux parameters based on 4000K Light source
2700K Light efficiency & Luminous flux=4000K*0.87
3000K Light efficiency & Luminous flux=4000K*0.92

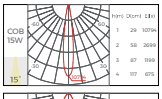

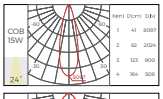

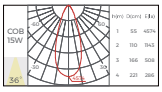

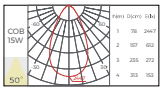

Luminaire Parameters

Version	3 CCT tunable(Dial switch)			
Light source	COB			
Input voltage	220-240VAC			
Power	15W			
CRI	Ra>90			
CCT	3000K-3800K-5000K			
Beam angle	15°	24°	36°	50°
Light efficiency*	80LM/W	85LM/W	80LM/W	80LM/W
Luminous flux*	1200LM	1275LM	1200LM	1200LM

* Light efficiency & Luminous flux parameters based on 3800K Light source
3000K Light efficiency & Luminous flux=3800K*0.9
5000K Light efficiency & Luminous flux=3800K*0.95

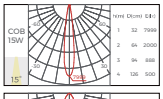

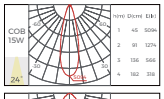

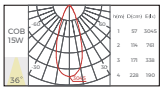

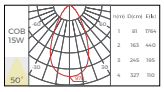

HMS-73

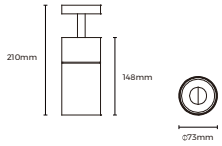

Basic Parameters

Material	AL6063
Coating	Spraying
Installation method	Ceiling mounting
Size	Φ73x148mm
Adjustable angle	Vertical 90° / horizontal 350°

Dimming Method

NO DIMMING

Luminaire Parameters				
Version	Normal			
Light source	COB			
Input voltage	220-240VAC			
Power	20W			
CRI	Ra>90			
CCT	2700K/3000K/4000K			
Beam angle	10°			
Light efficiency*	55LM/W			
Luminous flux*	1100LM			

* Light efficiency & Luminous flux parameters based on 4000K Light source
2700K Light efficiency & Luminous flux=4000K*0.87
3000K Light efficiency & Luminous flux=4000K*0.92

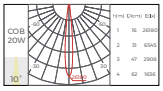

	hm(m)	Dc(m)	Ev(lx)
1	16	2016	
2	31	6545	
3	47	2908	
4	62	1636	

Luminaire Parameters				
Version	Normal			
Light source	COB			
Input voltage	220-240VAC			
Power	25W			
CRI	Ra>90			
CCT	2700K/3000K/4000K			
Beam angle	15°	24°	32°	50°
Light efficiency*	80LM/W	85LM/W	80LM/W	75LM/W
Luminous flux*	2000LM	2125LM	2000LM	1875LM

* Light efficiency & Luminous flux parameters based on 4000K Light source
2700K Light efficiency & Luminous flux=4000K*0.87
3000K Light efficiency & Luminous flux=4000K*0.92

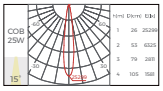

	hm(m)	Dc(m)	Ev(lx)
1	26	2529	
2	53	6325	
3	79	2811	
4	105	1581	

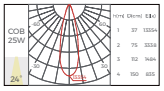

	hm(m)	Dc(m)	Ev(lx)
1	37	1335	
2	75	3338	
3	112	1484	
4	150	835	

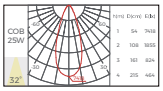

	hm(m)	Dc(m)	Ev(lx)
1	54	7418	
2	108	1855	
3	161	824	
4	215	464	

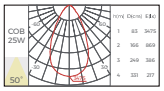

	hm(m)	Dc(m)	Ev(lx)
1	83	3475	
2	166	869	
3	249	386	
4	331	217	

Luminaire Parameters				
Version	High efficiency			
Light source	COB			
Input voltage	220-240VAC			
Power	25W			
CRI	Ra>90			
CCT	2700K/3000K/4000K			
Beam angle	15°/24°/32°/50°			
Light efficiency*	100LM/W			
Luminous flux*	2500LM			

* Light efficiency & Luminous flux parameters based on 4000K Light source
2700K Light efficiency & Luminous flux=4000K*0.87
3000K Light efficiency & Luminous flux=4000K*0.92

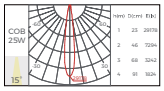

	hm(m)	Dc(m)	Ev(lx)
1	23	2878	
2	46	7194	
3	68	3242	
4	91	1824	

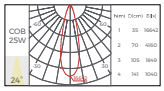

	hm(m)	Dc(m)	Ev(lx)
1	35	1664	
2	70	4160	
3	105	1849	
4	141	1040	

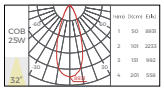

	hm(m)	Dc(m)	Ev(lx)
1	50	8603	
2	101	2233	
3	151	992	
4	201	558	

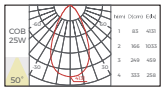

	hm(m)	Dc(m)	Ev(lx)
1	83	4123	
2	166	1033	
3	249	459	
4	333	258	

Luminaire Parameters				
Version	3 CCT tunable(Dial switch)			
Light source	COB			
Input voltage	220-240VAC			
Power	25W			
CRI	Ra>90			
CCT	3000K-3800K-5000K			
Beam angle	15°	24°	40°	50°
Light efficiency*	75LM/W	77LM/W	77LM/W	72LM/W
Luminous flux*	1875LM	1925LM	1925LM	1800LM

* Light efficiency & Luminous flux parameters based on 3800K Light source
3000K Light efficiency & Luminous flux=3800K*0.9
5000K Light efficiency & Luminous flux=3800K*0.95

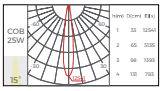

	hm(m)	Dc(m)	Ev(lx)
1	33	1254	
2	65	3135	
3	98	1393	
4	131	783	

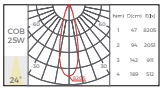

	hm(m)	Dc(m)	Ev(lx)
1	47	8205	
2	94	2051	
3	142	911	
4	189	512	

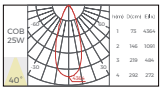

	hm(m)	Dc(m)	Ev(lx)
1	73	4364	
2	146	1091	
3	219	484	
4	292	272	

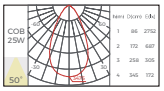

	hm(m)	Dc(m)	Ev(lx)
1	86	2752	
2	172	687	
3	258	305	
4	345	172	

HMS-90

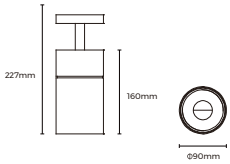

Basic Parameters

Material	AL6063
Coating	Spraying
Installation method	Ceiling mounting
Size	Φ90x160mm
Adjustable angle	Vertical 90° / horizontal 350°

Dimming Method

NO DIMMING

Luminaire Parameters

Version	Normal		
Light source	COB		
Input voltage	220-240VAC		
Power	30W		
CRI	Ra>90		
CCT	2700K/3000K/4000K		
Beam angle	10°	15°	22°/28°/45°
Light efficiency*	80LM/W	100LM/W	105LM/W
Luminous flux*	2400LM	3000LM	3150LM

* Light efficiency & Luminous flux parameters based on 4000K Light source
2700K Light efficiency & Luminous flux=4000K*0.87
3000K Light efficiency & Luminous flux=4000K*0.92

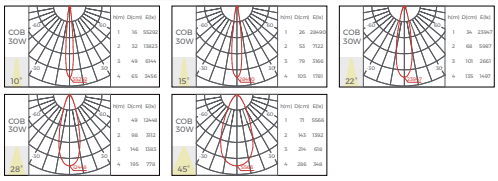

Luminaire Parameters

Version	High efficiency		
Light source	COB		
Input voltage	220-240VAC		
Power	30W		
CRI	Ra>90		
CCT	2700K/3000K/4000K		
Beam angle	15°	22°	28°/45°
Light efficiency*	110LM/W	115LM/W	120LM/W
Luminous flux*	3300LM	3450LM	3600LM

* Light efficiency & Luminous flux parameters based on 4000K Light source
2700K Light efficiency & Luminous flux=4000K*0.87
3000K Light efficiency & Luminous flux=4000K*0.92

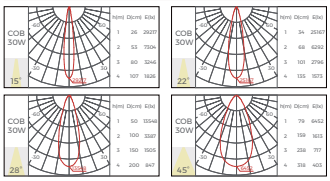

Luminaire Parameters

Version	3 CCT tunable(Dial switch)	
Light source	COB	
Input voltage	220-240VAC	
Power	30W	
CRI	Ra>90	
CCT	3000K-3800K-5000K	
Beam angle	15°	22°/28°/45°
Light efficiency*	93LM/W	98LM/W
Luminous flux*	2790LM	2940LM

* Light efficiency & Luminous flux parameters based on 3800K Light source
3000K Light efficiency & Luminous flux=3800K*0.9
5000K Light efficiency & Luminous flux=3800K*0.95

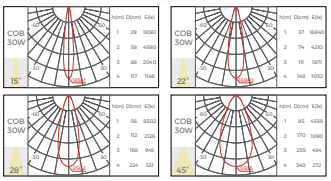

3 Installation types

Recessed

HES-45

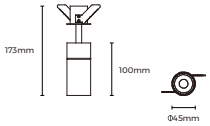

Basic Parameters

Material	AL6063
Coating	Spraying
Installation method	Recessed
Size	Φ45x100mm
Opening size	Φ40mm
Adjustable angle	Vertical 90° / horizontal 350°

Dimming Method

NO DIMMING

Luminaire Parameters

Version	Normal			
Light source	COB			
Input voltage	220-240VAC			
Power	8W			
CRI	Ra>90			
CCT	2700K/3000K/4000K			
Beam angle	18°	24°	36°	50°
Light efficiency*	65LM/W	80LM/W	80LM/W	75LM/W
Luminous flux*	520LM	640LM	640LM	600LM

* Light efficiency & Luminous flux parameters based on 4000K Light source
2700K Light efficiency & Luminous flux=4000K*0.87
3000K Light efficiency & Luminous flux=4000K*0.92

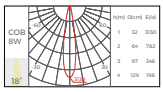

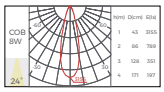

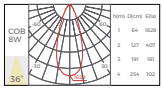

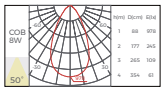

Luminaire Parameters

Version	3 CCT tunable(Dial switch)		
Light source	COB		
Input voltage	220-240VAC		
Power	8W		
CRI	Ra>90		
CCT	3000K-3800K-5000K		
Beam angle	24°	36°	45°
Light efficiency*	80LM/W	80LM/W	88LM/W
Luminous flux*	640LM	640LM	705LM

* Light efficiency & Luminous flux parameters based on 3800K Light source
3000K Light efficiency & Luminous flux=3800K*0.9
5000K Light efficiency & Luminous flux=3800K*0.95

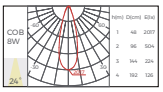

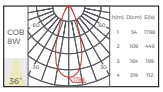

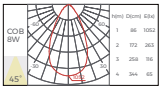

220V-high voltage-sick > 71.5H

HES-62

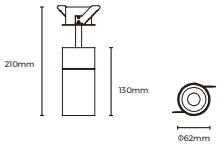

Basic Parameters

Material	AL6063
Coating	Spraying
Installation method	Recessed
Size	Φ62x130mm
Opening size	Φ55mm
Adjustable angle	Vertical 90° / horizontal 350°

Dimming Method

NO DIMMING

Luminaire Parameters

Version	Normal
Light source	COB
Input voltage	220-240VAC
Power	10W
CRI	Ra>90
CCT	2700K/3000K/4000K
Beam angle	8°
Light efficiency*	55LM/W
Luminous flux*	550LM

* Light efficiency & Luminous flux parameters based on 4000K Light source
2700K Light efficiency & Luminous flux=4000K*0.87
3000K Light efficiency & Luminous flux=4000K*0.92

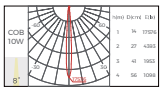

Luminaire Parameters

Version	Normal			
Light source	COB			
Input voltage	220-240VAC			
Power	15W			
CRI	Ra>90			
CCT	2700K/3000K/4000K			
Beam angle	15°	24°	36°	50°
Light efficiency*	70LM/W	85LM/W	85LM/W	80LM/W
Luminous flux*	1050LM	1275LM	1275LM	1200LM

* Light efficiency & Luminous flux parameters based on 4000K Light source
2700K Light efficiency & Luminous flux=4000K*0.87
3000K Light efficiency & Luminous flux=4000K*0.92

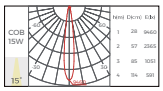

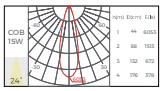

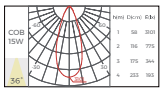

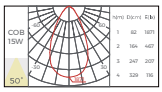

Luminaire Parameters

Version	High efficiency			
Light source	COB			
Input voltage	220-240VAC			
Power	15W			
CRI	Ra>90			
CCT	2700K/3000K/4000K			
Beam angle	15°	24°	36°	50°
Light efficiency*	95LM/W	105LM/W	105LM/W	100LM/W
Luminous flux*	1425LM	1575LM	1575LM	1500LM

* Light efficiency & Luminous flux parameters based on 4000K Light source
2700K Light efficiency & Luminous flux=4000K*0.87
3000K Light efficiency & Luminous flux=4000K*0.92

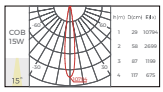

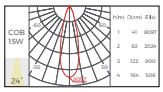

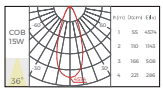

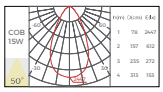

Luminaire Parameters

Version	3 CCT tunable(Dial switch)			
Light source	COB			
Input voltage	220-240VAC			
Power	15W			
CRI	Ra>90			
CCT	3000K-3800K-5000K			
Beam angle	15°	24°	36°	50°
Light efficiency*	80LM/W	85LM/W	80LM/W	80LM/W
Luminous flux*	1200LM	1275LM	1200LM	1200LM

* Light efficiency & Luminous flux parameters based on 3800K Light source
3000K Light efficiency & Luminous flux=3800K*0.9
5000K Light efficiency & Luminous flux=3800K*0.95

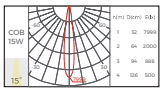

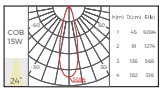

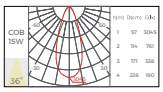

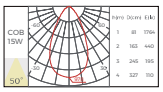

HES-73

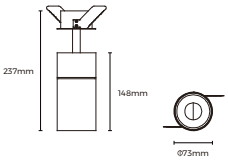

Basic Parameters

Material	AL6063
Coating	Spraying
Installation method	Recessed
Size	Φ73x148mm
Opening size	Φ65mm
Adjustable angle	Vertical 90° / horizontal 350°

Dimming Method

NO DIMMING

Luminaire Parameters

Version	Normal
Light source	COB
Input voltage	220-240VAC
Power	20W
CRI	Ra>90
CCT	2700K/3000K/4000K
Beam angle	10°
Light efficiency*	55LM/W
Luminous flux*	1100LM

* Light efficiency & Luminous flux parameters based on 4000K Light source
2700K Light efficiency & Luminous flux=4000K*0.87
3000K Light efficiency & Luminous flux=4000K*0.92

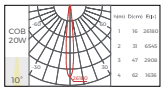

N(m)	D(cm)	E(lx)
1	16	26360
2	31	6590
3	47	2929
4	62	1648

Luminaire Parameters

Version	Normal			
Light source	COB			
Input voltage	220-240VAC			
Power	25W			
CRI	Ra>90			
CCT	2700K/3000K/4000K			
Beam angle	15°	24°	32°	50°
Light efficiency*	80LM/W	85LM/W	80LM/W	75LM/W
Luminous flux*	2000LM	2125LM	2000LM	1875LM

* Light efficiency & Luminous flux parameters based on 4000K Light source
2700K Light efficiency & Luminous flux=4000K*0.87
3000K Light efficiency & Luminous flux=4000K*0.92

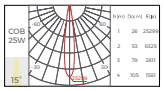

N(m)	D(cm)	E(lx)
1	26	25289
2	53	6325
3	79	2811
4	105	1581

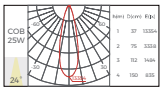

N(m)	D(cm)	E(lx)
1	37	15334
2	75	3833
3	112	1704
4	150	959

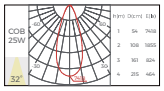

N(m)	D(cm)	E(lx)
1	54	7439
2	108	1859
3	161	826
4	215	465

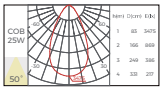

N(m)	D(cm)	E(lx)
1	85	3475
2	166	869
3	249	386
4	333	217

Luminaire Parameters

Version	High efficiency
Light source	COB
Input voltage	220-240VAC
Power	25W
CRI	Ra>90
CCT	2700K/3000K/4000K
Beam angle	15°/24°/32°/50°
Light efficiency*	100LM/W
Luminous flux*	2500LM

* Light efficiency & Luminous flux parameters based on 4000K Light source
2700K Light efficiency & Luminous flux=4000K*0.87
3000K Light efficiency & Luminous flux=4000K*0.92

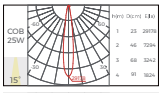

N(m)	D(cm)	E(lx)
1	23	29178
2	46	7294
3	68	3242
4	91	1824

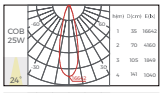

N(m)	D(cm)	E(lx)
1	35	16842
2	70	4210
3	105	1869
4	141	1050

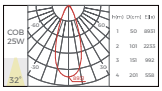

N(m)	D(cm)	E(lx)
1	50	8603
2	101	2223
3	151	992
4	201	558

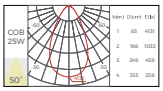

N(m)	D(cm)	E(lx)
1	83	4213
2	166	1053
3	249	469
4	333	263

Luminaire Parameters

Version	3 CCT tunable(Dial switch)			
Light source	COB			
Input voltage	220-240VAC			
Power	25W			
CRI	Ra>90			
CCT	3000K-3800K-5000K			
Beam angle	15°	24°	40°	50°
Light efficiency*	75LM/W	77LM/W	77LM/W	72LM/W
Luminous flux*	1875LM	1925LM	1925LM	1800LM

* Light efficiency & Luminous flux parameters based on 3800K Light source
3000K Light efficiency & Luminous flux=3800K*0.9
5000K Light efficiency & Luminous flux=3800K*0.95

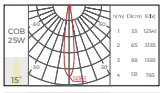

N(m)	D(cm)	E(lx)
1	33	12541
2	65	3135
3	98	1393
4	131	783

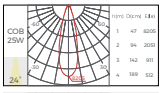

N(m)	D(cm)	E(lx)
1	47	8205
2	94	2051
3	142	911
4	189	512

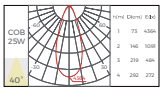

N(m)	D(cm)	E(lx)
1	73	4364
2	146	1091
3	219	484
4	292	272

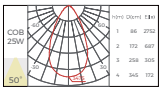

N(m)	D(cm)	E(lx)
1	86	2752
2	172	687
3	258	305
4	345	172

HES-90

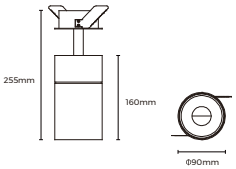

Basic Parameters

Material	AL6063
Coating	Spraying
Installation method	Recessed
Size	Φ90x160mm
Opening size	Φ80mm
Adjustable angle	Vertical 90° / horizontal 350°

Dimming Method

NO DIMMING

Luminaire Parameters

Version	Normal		
Light source	COB		
Input voltage	220-240VAC		
Power	30W		
CRI	Ra>90		
CCT	2700K/3000K/4000K		
Beam angle	10°	15°	22°/28°/45°
Light efficiency*	80LM/W	100LM/W	105LM/W
Luminous flux*	2400LM	3000LM	3150LM

* Light efficiency & Luminous flux parameters based on 4000K Light source
2700K Light efficiency & Luminous flux=4000K*0.87
3000K Light efficiency & Luminous flux=4000K*0.92

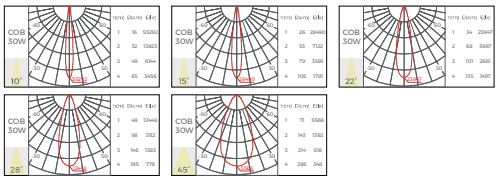

Luminaire Parameters

Version	High efficiency		
Light source	COB		
Input voltage	220-240VAC		
Power	30W		
CRI	Ra>90		
CCT	2700K/3000K/4000K		
Beam angle	15°	22°	28°/45°
Light efficiency*	110LM/W	115LM/W	120LM/W
Luminous flux*	3300LM	3450LM	3600LM

* Light efficiency & Luminous flux parameters based on 4000K Light source
2700K Light efficiency & Luminous flux=4000K*0.87
3000K Light efficiency & Luminous flux=4000K*0.92

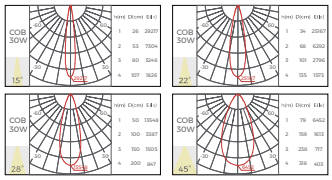

Luminaire Parameters

Version	3 CCT tunable(Dial switch)	
Light source	COB	
Input voltage	220-240VAC	
Power	30W	
CRI	Ra>90	
CCT	3000K-3800K-5000K	
Beam angle	15°	22°/28°/45°
Light efficiency*	93LM/W	98LM/W
Luminous flux*	2790LM	2940LM

* Light efficiency & Luminous flux parameters based on 3800K Light source
3000K Light efficiency & Luminous flux=3800K*0.9
5000K Light efficiency & Luminous flux=3800K*0.95

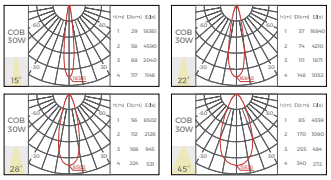

Track

Ceiling / Pendant track

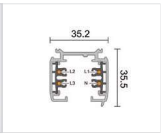

PRO-04X0

Installation: ceiling/pendant
Material: AL6063-T5
Coating: Black/White
Size: L1000/2000/3000*W35.2 *H35.5mm/

Rated current: 16A
Maximum load: 3500W
Input voltage: AC220V

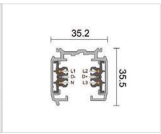

PRO-06X0

Installation: ceiling/pendant
Material: AL6063-T5
Coating: Black/White
Size: L1000/2000/3000*W35.2 *H35.5mm

Rated current: 16A
Maximum load: 3500W
Input voltage: AC220V

Accessory

Four-wire Live-end connector
Model: PRO-0431L
Size: 98*35*35mm

Four six-wire End cap
Model: PRO-0432
Size: 31*35*35mm

Four-wire Mini joiner
Model: PRO-0433
Size: 68*21*35mm

Four-wire L connector
Model: PRO-0435L
Size: 100*100*35mm

Six-wire Live-end connector
Model: PRO-D631L
Size: 139*35*35mm

Six-wire Mini joiner
Model: PRO-D633
Size: 107*21*35mm

Six-wire L connector
Model: PRO-D635L
Size: 119*119*35mm

Pendant rod accessory
Model: PRO-EZ0447
Rod length: 1000mm

Pendant rope accessory
Model: PRO-EZ0448
Rope length: 1500mm

TLS-EH

HOT

TLS-EH is a 220V high-voltage track system with high cost performance. It is all-metal housing design and minimalist apperance. It provide precise accent light and uniform light spot. The spotlights have a 3CCT dial switch version, which can satisfy different needs for different applications

Product Overview

Track Spotlights

EHS-55
φ55*130mm
15W

EHS-80
φ80*155mm
30W

288

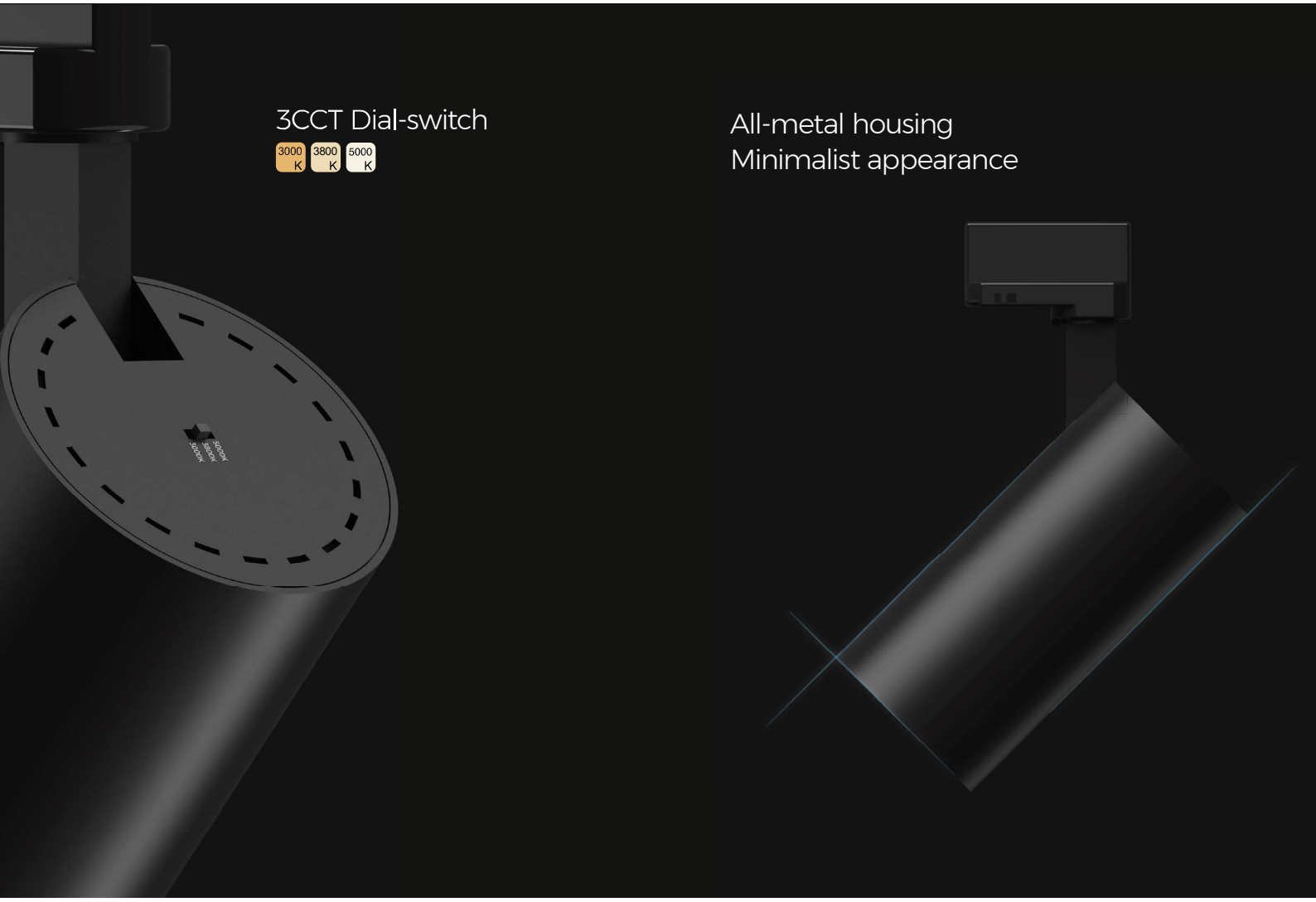
3CCT Dial-switch
3000 K
3800 K
5000 K
All-metal housing
Minimalist appearance

EHS-55

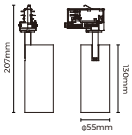

Non-dimming

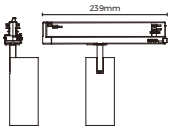

DALI dimming

Basic Parameters

Material	AL6063
Surface Processing	Spraying
Installation method	Track mounting
Size	Φ55x130mm
Adjustable angle	Vertical 90° / horizontal 350°

Dimming Method

NO DIMMING (Four-wire three-circuit)

DALI dimming (Six-wire three-circuit)

Luminaire Parameters

Version	Normal			
Light source	COB			
Input voltage	220-240VAC			
Power	15W			
CRI	Ra>90			
CCT	2700K/3000K/4000K			
Beam angle	20°	28°	38°	55°
Light efficiency*	73LM/W	77LM/W	85LM/W	70LM/W
Luminous flux*	1095LM	1155LM	1275LM	1050LM

* Light efficiency & Luminous flux parameters based on 4000K Light source
2700K Light efficiency & Luminous flux=4000K*0.87
3000K Light efficiency & Luminous Flux=4000K*0.92

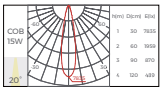

h(m)	D(cm)	E(lx)
1	30	7835
2	60	1958
3	90	870
4	120	489

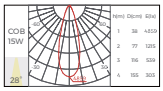

h(m)	D(cm)	E(lx)
1	38	4859
2	77	1215
3	116	539
4	155	303

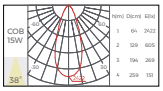

h(m)	D(cm)	E(lx)
1	64	2422
2	129	605
3	194	269
4	259	151

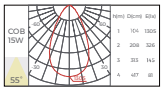

h(m)	D(cm)	E(lx)
1	104	1305
2	208	326
3	313	145
4	417	81

Luminaire Parameters

Version	3 CCT tunable(Dial switch)			
Light source	COB			
Input voltage	220-240VAC			
Power	15W			
CRI	Ra>90			
CCT	3000K-3800K-5000K			
Beam angle	20°	28°	38°	55°
Light efficiency*	74LM/W	78LM/W	87LM/W	74LM/W
Luminous flux*	1120LM	1180LM	1305LM	1110LM

* Light efficiency & Luminous flux parameters based on 3800K Light source
3000K Light efficiency & Luminous flux=3800K*0.9
5000K Light efficiency & Luminous flux=3800K*0.95

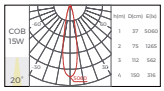

h(m)	D(cm)	E(lx)
1	37	8060
2	75	1260
3	112	560
4	150	316

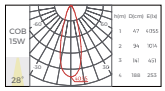

h(m)	D(cm)	E(lx)
1	47	4355
2	94	1074
3	141	477
4	188	253

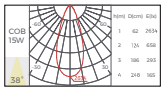

h(m)	D(cm)	E(lx)
1	62	2659
2	124	658
3	186	293
4	248	165

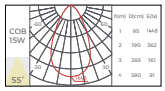

h(m)	D(cm)	E(lx)
1	95	1445
2	190	362
3	285	161
4	380	91

EHS-80

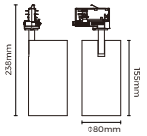

Non-dimming

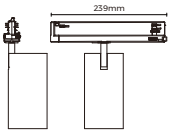

DALI dimming

Basic Parameters

Material	AL6063
Surface Processing	Spraying
Installation method	Track mounting
Size	Φ80x155mm
Adjustable angle	Vertical 90° / horizontal 350°

Dimming Method

NO DIMMING (Four-wire three-circuit)

DALI dimming (Six-wire three-circuit)

Luminaire Parameters

Model	Normal			
Light source	COB			
Input voltage	220-240VAC			
Power	30W			
CRI	Ra>90			
CCT	2700K/3000K/4000K			
Beam angle	15°	24°	32°	50°
Light efficiency*	85LM/W	80LM/W	85LM/W	85LM/W
Luminous flux*	2550LM	2400LM	2550LM	2550LM

* Light efficiency & Luminous flux parameters based on 4000K Light source
2700K Light efficiency & Luminous flux=4000K*0.87
3000K Light efficiency & Luminous flux=4000K*0.92

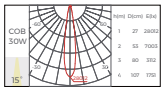

h(m)	D(cm)	E(lx)
1	27	28812
2	53	7003
3	80	3112
4	107	1751

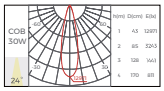

h(m)	D(cm)	E(lx)
1	43	12971
2	85	3243
3	128	1441
4	170	811

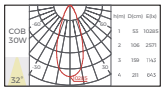

h(m)	D(cm)	E(lx)
1	53	10285
2	106	2571
3	159	1142
4	211	643

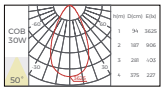

h(m)	D(cm)	E(lx)
1	94	3625
2	187	906
3	281	403
4	375	227

Luminaire Parameters

Model	3 CCT tunable(Dial switch)			
Light source	COB			
Input voltage	220-240VAC			
Power	30W			
CRI	Ra>90			
CCT	3000K-3800K-5000K			
Beam angle	15°	24°	32°	50°
Light efficiency*	81LM/W	77LM/W	81LM/W	81LM/W
Luminous flux*	2435LM	2300LM	2435LM	2435LM

* Light efficiency & Luminous flux parameters based on 3800K Light source
3000K Light efficiency & Luminous flux=3800K*0.9
5000K Light efficiency & Luminous flux=3800K*0.95

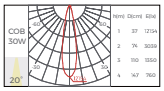

h(m)	D(cm)	E(lx)
1	37	12154
2	74	3038
3	110	1350
4	147	760

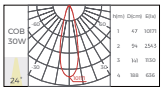

h(m)	D(cm)	E(lx)
1	47	10871
2	94	2543
3	141	1130
4	188	636

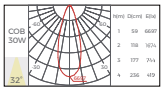

h(m)	D(cm)	E(lx)
1	59	6697
2	118	1674
3	177	744
4	236	419

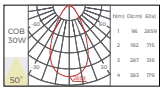

h(m)	D(cm)	E(lx)
1	96	2859
2	192	715
3	287	318
4	383	179

TLSE-M20 & TLS-R

TLSE-M20 & TLS-R is a DC48V magnetic track system of 20mm width. Its magnetic design offers great DIY convenience to flexibly combine linear modules, spotlights, pendant lights and decorative neon flex in one system, achieving all your lighting demands like basic flood lighting, accent lighting or decorative lighting, suitable for residential villas, hotel clubs, entertainment venues or commercial exhibitions, etc.

Product Overview

TLS-R/TLSE-M20 common modules

Spotlighs Module

320

M20S-30
φ30*55mm
3W

320

M20S-42
φ42*68mm
6W

321

M20S-52
φ52*95mm
10W

321

M20S-62
φ62*145mm
15W

322

M20SZ-45
φ45*100mm
5W

322

M20SZ-55
φ55*115mm
8W

323

M20SZ-65
φ65*135mm
12W

Linear Module

323

M20FD
23*41*300mm 7W
23*41*600mm 14W
23*41*900mm 20W

324

M20FP
23*41*300mm 7W
23*41*600mm 14W
23*41*900mm 20W

324

M20LA
23*41*300mm 7W
23*41*600mm 14W
23*41*900mm 20W

325

M20LS
23*41*300mm 7W
23*41*600mm 14W
23*41*900mm 20W

325

M20G
23*41*113mm 6W
23*41*221mm 12W
23*41*436mm 24W

326

M20G(A)
23*104*110mm 6W
23*104*220mm 12W

326

M20GW
23*70*600mm 10W
23*70*1000mm 15W
23*70*1200mm 20W

327

M20CD
φ30*600mm 12W
φ30*900mm 18W
φ30*1200mm 24W

327

M20CD(A)
φ30*600mm 12W
φ30*900mm 18W
φ30*1200mm 24W

TLS-R/TLSE-M20 common modules

Decorative Module

328

M20NK-25
φ25*1000mm 12W
φ25*2500mm 28W
φ25*5000mm 60W

328

M20I-30
φ30*300mm
5W

329

M20I-50
φ50*300mm
5W

329

M20IJ-30
φ30*530mm
7W

330

M20IB-100
φ100*145mm
5W

330

M20IW-40
φ40*100mm
3W

331

M20SS-55
φ55*208mm
3W

TLS-R exclusive

Decorative Module

331

RNR30NK
φ30*1000mm 14W
φ30*2500mm 35W
φ30*5000mm 70W

332

RNR30NJ
φ30*1000mm 14W
φ30*2500mm 35W

TLSE-M20 exclusive

Decorative Module

332

M20NK-27
φ24.2*26.6*1008mm 9.6W
φ24.2*26.6*1508mm 14.4W
φ24.2*26.6*5008mm 48W



TLS-R Series

Neon track

Neon track is available as suspended and surface-mounted versions, the track can rotate horizontally, and the system also offers the option of different linear modules include diffuser,prismatic, in addition, spotlight, downlight and neon strip. These modules can be combined freely for different applications, at the same time, the track and the neon strip module can be creatively matched to achieve various rich stylings; The track system is operated with 48VDC, 30mm diameter, small and exquisite.

TLSE-M20 Series

TLSE-M20 is a DC48V magnetic track system of 20mm width. Its magnetic design offers great DIY convenience to flexibly combine linear modules, spotlights, pendant lights and decorative neon flex in one system, achieving all your lighting demands like basic flood lighting, accent lighting or decorative lighting, suitable for residential villas, hotel clubs, entertainment venues or commercial exhibitions, etc.

Easy installation

DIY combination of modules

Easy installation, pre-embed track and attach modules in seconds magnetically.
Modular system, satifies various lighting demands.
Movable and angle adjustable, add flexibility to light designs.
Low-voltage, safe to touch and use.

Magnetic and marble design

Minimalist installation
Reliable and safe



M20S-30
φ30mm spotlight

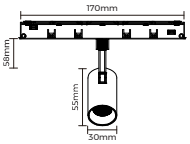

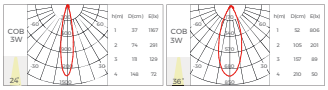

Luminaire Parameters	
Size	φ30*55mm
Diffuser	Lens
Luminous flux(lm)	225/ 225LM
Typ. power	3W
CCT	2700K/ 3000K/ 4000K
CRI	>90
Beam angle	24° / 36°
Input voltage	48VDC
Dimming	Non/ DALI-2/ Tuyal/ CASAMBI
Coating	Black ●
IP rating	IP20
Color tolerance	SDCM< 3 step
Intallation	Track mounted
Warranty	3 years
Certification	CE/ UKCA/ Rohs/ Reach

* The above parameters are based on Ra90, 4000K light source.

M20S-42
φ42mm spotlight

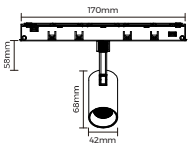

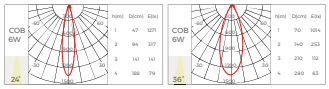

Luminaire Parameters	
Size	Φ42*68mm
Diffuser	Lens
Luminous flux(lm)	400/ 500LM
Typ. power	6W
CCT	2700K/ 3000K/ 4000K
CRI	>90
Beam angle	24° / 36°
Input voltage	48VDC
Dimming	Non/ DALI-2/ Tuyal/ CASAMBI
Coating	Black ●
IP rating	IP20
Color tolerance	SDCM< 3 step
Intallation	Track mounted
Warranty	3 years
Certification	CE/ UKCA/ Rohs/ Reach

M20S-52
φ52mm spotlight

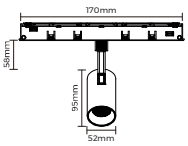

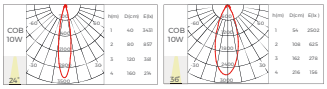

Luminaire Parameters	
Size	φ52*95mm
Diffuser	Lens
Luminous flux(lm)	820/ 880LM
Typ. power	10W
CCT	2700K/ 3000K/ 4000K
CRI	>90
Beam angle	24° / 36°
Input voltage	48VDC
Dimming	Non/ DALI-2/ Tuyal/ CASAMBI
Coating	Black ●
IP rating	IP20
Color tolerance	SDCM< 3 step
Intallation	Track mounted
Warranty	3 years
Certification	CE/ UKCA/ Rohs/ Reach

* The above parameters are based on Ra90, 4000K light source.

M20S-62
φ62mm spotlight

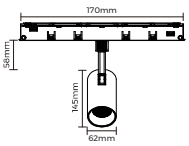

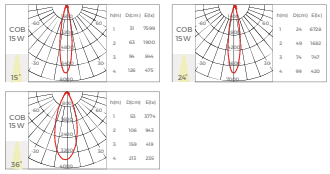

Luminaire Parameters	
Size	Φ62*145mm
Diffuser	Lens
Luminous flux(lm)	1230/ 1155/ 1275LM
Typ. power	15W
CCT	2700K/ 3000K/ 4000K
CRI	>90
Beam angle	15° / 24° / 36°
Input voltage	48VDC
Dimming	Non/ DALI-2/ Tuyal/ CASAMBI
Coating	Black ●
IP rating	IP20
Color tolerance	SDCM< 3 step
Intallation	Track mounted
Warranty	3 years
Certification	CE/ UKCA/ Rohs/ Reach

M20SZ-45

φ45mm zoom spotlight

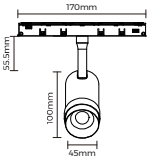

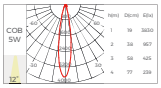

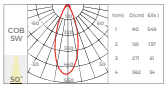

Luminaire Parameters	
Size	φ45*100mm
Diffuser	Lens
Luminous flux(lm)	250LM
Typ. power	5W
CCT	2700K/ 3000K/ 4000K
CRI	>90
Beam angle	12° -50°
Input voltage	48VDC
Dimming	Non/ DALI-2/ Tuyal/ CASAMBI
Coating	Black
IP rating	IP20
Color tolerance	SDCM< 3 step
Intallation	Track mounted
Warranty	3 years
Certification	CE/ UKCA/ Rohs/ Reach

* The above parameters are based on Ra90, 4000K light source.

M20SZ-55

φ55mm zoom spotlight

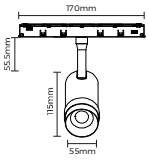

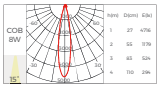

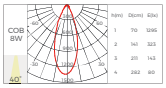

Luminaire Parameters	
Size	φ55*115mm
Diffuser	Lens
Luminous flux(lm)	500LM
Typ. power	8W
CCT	2700K/ 3000K/ 4000K
CRI	>90
Beam angle	15° -40°
Input voltage	48VDC
Dimming	Non/ DALI-2/ Tuyal/ CASAMBI
Coating	Black
IP rating	IP20
Color tolerance	SDCM< 3 step
Intallation	Track mounted
Warranty	3 years
Certification	CE/ UKCA/ Rohs/ Reach

M20SZ-65

φ65mm zoom spotlight

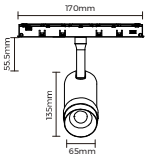

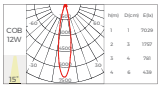

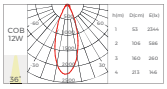

Luminaire Parameters	
Size	φ65*135mm
Diffuser	Lens
Luminous flux(lm)	700LM
Typ. power	12W
CCT	2700K/ 3000K/ 4000K
CRI	>90
Beam angle	15° -36°
Input voltage	48VDC
Dimming	Non/ DALI-2/ Tuyal/ CASAMBI
Coating	Black
IP rating	IP20
Color tolerance	SDCM< 3 step
Intallation	Track mounted
Warranty	3 years
Certification	CE/ UKCA/ Rohs/ Reach

* The above parameters are based on Ra90, 4000K light source.

M20FD

Diffuser



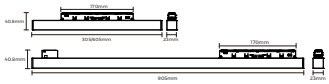

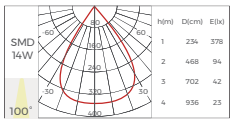

Luminaire Parameters	
Size	L305/ 605/ 905*W23*H40.8mm
Diffuser	Diffuser
Luminous flux(lm)	490/ 980/ 1400LM
Typ. power	7W/ 14W/ 20W
CCT	2700K/ 3000K/ 4000K
CRI	>90
Beam angle	100°
Input voltage	48VDC
Dimming	Non/ DALI-2/ Tuyal/ CASAMBI
Coating	Black
IP rating	IP20
Color tolerance	SDCM< 3 step
Intallation	Track mounted
Warranty	3 years
Certification	CE/ UKCA/ Rohs/ Reach

* The above parameters are based on Ra90, 4000K, 600MM light source.

M20FP
Prismatic



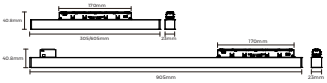

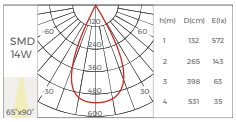

h(m)	D(cm)	E(lx)
1	132	572
2	265	143
3	398	63
4	531	35

Luminaire Parameters	
Size	L305/ 605/ 905*W23*H40.8mm
Diffuser	Prismatic
Luminous flux(lm)	525/1050/ 1500LM
Typ. power	7W/ 14W/ 20W
CCT	2700K/ 3000K/ 4000K
CRI	>90
Beam angle	65° x90°
Input voltage	48VDC
Dimming	Non/ DALI-2/ Tuyal/ CASAMBI
Coating	Black ●
IP rating	IP20
Color tolerance	SDCM< 3 step
Intallation	Track mounted
Warranty	3 years
Certification	CE/ UKCA/ Rohs/ Reach

* The above parameters are based on Ra90, 4000K, 600MM light source.

M20LA
Asymmetric



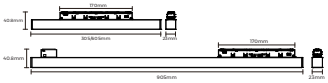

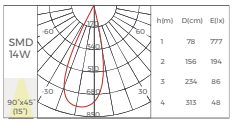

h(m)	D(cm)	E(lx)
1	78	777
2	156	194
3	234	86
4	313	48

Luminaire Parameters	
Size	L305/ 605/ 905*W23*H40.8mm
Diffuser	Lens
Luminous flux(lm)	700/ 1400/ 2000LM
Typ. power	7W/ 14W/ 20W
CCT	2700K/ 3000K/ 4000K
CRI	>90
Beam angle	90° x45° x15°
Input voltage	48VDC
Dimming	Non/ DALI-2/ Tuyal/ CASAMBI
Coating	Black ●
IP rating	IP20
Color tolerance	SDCM< 3 step
Intallation	Track mounted
Warranty	3 years
Certification	CE/ UKCA/ Rohs/ Reach

M20LS
Double Asymmetric



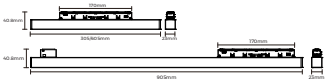

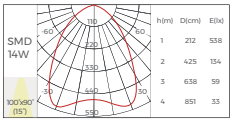

h(m)	D(cm)	E(lx)
1	212	538
2	425	134
3	638	59
4	851	33

Luminaire Parameters	
Size	L305/ 605/ 905*W23*H40.8mm
Diffuser	Lens
Luminous flux(lm)	700/ 1400/ 2000LM
Typ. power	7W/ 14W/ 20W
CCT	2700K/ 3000K/ 4000K
CRI	>90
Beam angle	100° x90° x15°
Input voltage	48VDC
Dimming	Non/ DALI-2/ Tuyal/ CASAMBI
Coating	Black ●
IP rating	IP20
Color tolerance	SDCM< 3 step
Intallation	Track mounted
Warranty	3 years
Certification	CE/ UKCA/ Rohs/ Reach

* The above parameters are based on Ra90, 4000K, 600MM light source.

M20G
Grating

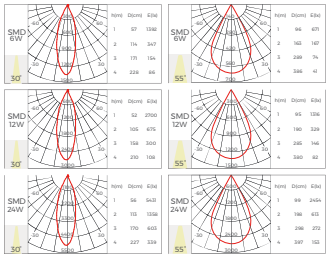

Luminaire Parameters			
Size	L113/ 221/ 436*W23*H40.8mm		
Diffuser	Grating		
Luminous flux(lm)	470/ 450LM	940/ 900LM	1870/ 1800LM
Typ. power	6W	12W	24W
CCT	2700/ 3000K/ 4000K		
CRI	>90		
Beam angle	30° / 55°		
Input voltage	48VDC		
Dimming	Non/ DALI-2/ Tuyal/ CASAMBI		
Coating	Black ●		
IP rating	IP20		
Color tolerance	SDCM< 3 step		
Intallation	Track mounted		
Warranty	3 years		
Certification	CE/ UKCA/ Rohs/ Reach		

* The above parameters are based on Ra90, 4000K light source.

M20G(A)
Grating

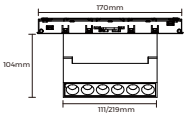

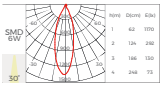

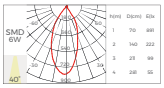

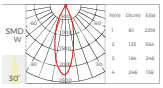

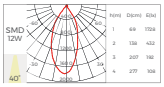

Luminaire Parameters		
Size	L111/ 219*W22.3*H104mm	
Diffuser	Grating	
Luminous flux(lm)	420/ 400LM	840/ 800LM
Typ. power	6W	12W
CCT	2700K/ 3000K/ 4000K	
CRI	>90	
Beam angle	30° / 40°	
Input voltage	48VDC	
Dimming	Non/ DALI-2/ Tuyal/ CASAMBI	
Coating	Black ●	
IP rating	IP20	
Color tolerance	SDCM< 3 step	
Intallation	Track mounted	
Warranty	3 years	
Certification	CE/ UKCA/ Rohs/ Reach	

* The above parameters are based on Ra90, 4000K light source.

M20GW
Wall washer

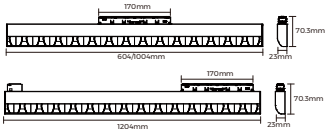

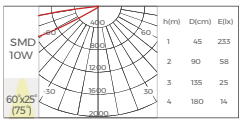

Luminaire Parameters	
Size	L604/ 1004/ 1204*W23*H53mm
Diffuser	Lens
Luminous flux(lm)	900/ 1350/ 1800LM
Typ. power	10W/ 15W/ 20W
CCT	2700K/ 3000K/ 4000K
CRI	>90
Beam angle	60° x25° x75°
Input voltage	48VDC
Dimming	Non/ DALI-2/ Tuyal/ CASAMBI
Coating	Black ●
IP rating	IP20
Color tolerance	SDCM< 3 step
Intallation	Track mounted
Warranty	3 years
Certification	CE/ UKCA/ Rohs/ Reach

* The above parameters are based on Ra90, 4000K ,600MM light source.

M20CD
Round tube

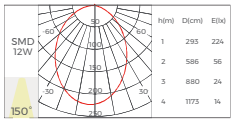

Luminaire Parameters	
Size	φ30.2*L600/ 900/ 1200mm
Diffuser	PC
Luminous flux(lm)	1200/ 1800/ 2400LM
Typ. power	12W/ 18W/ 24W
CCT	2700K/ 3000K/ 4000K
CRI	>90
Beam angle	150°
Input voltage	48VDC
Dimming	Non/ DALI-2/ Tuyal/ CASAMBI
Coating	Black ●
IP rating	IP20
Color tolerance	SDCM< 3 step
Intallation	Track mounted
Warranty	3 years
Certification	CE/ UKCA/ Rohs/ Reach

* The above parameters are based on Ra90, 4000K ,600MM light source.

M20CD(A)
Corss-track round tube

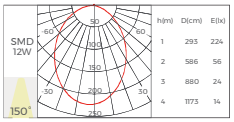

Luminaire Parameters	
Size	φ30.2*L600/ 900/ 1200mm
Diffuser	PC
Luminous flux(lm)	1200/ 1800/ 2400LM
Typ. power	12W/ 18W/ 24W
CCT	2700K/ 3000K/ 4000K
CRI	>90
Beam angle	150°
Input voltage	48VDC
Dimming	Non/ DALI-2/ Tuyal/ CASAMBI
Coating	Black ●
IP rating	IP20
Color tolerance	SDCM< 3 step
Intallation	Track mounted
Warranty	3 years
Certification	CE/ UKCA/ Rohs/ Reach

M20NK-25
Round neon

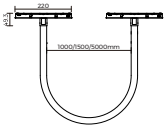

Luminaire Parameters	
Size	φ25*1000/ 2500/ 5000mm
Diffuser	Silicone Neon
Luminous flux(lm)	910/ 2275/ 4550LM
Typ. power	14W/ 35W/ 70W
CCT	2700K/ 3000K/ 4000K
CRI	>90
Beam angle	360°
Input voltage	48VDC
Dimming	Non/ DALI-2/ Tuyal/ CASAMBI
Coating	Black ●
IP rating	IP20
Color tolerance	SDCM< 5 step
Intallation	Track mounted
Warranty	3 years
Certification	CE/ UKCA/ Rohs/ Reach

*The above parameters are based on Ra90, 4000K, 1000MM light source.

M20I-30
Pendant light

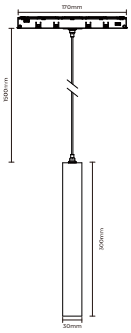

Luminaire Parameters	
Size	φ30*300mm
Diffuser	Spotlight
Luminous flux(lm)	330LM
Typ. power	5W
CCT	2700K/ 3000K/ 4000K
CRI	>90
Beam angle	24° / 36°
Input voltage	48VDC
Dimming	Non/ DALI-2/ Tuyal/ CASAMBI
Coating	Black ●
IP rating	IP20
Color tolerance	SDCM< 5 step
Intallation	Track mounted
Warranty	3 years
Certification	CE/ UKCA/ Rohs/ Reach

*The above parameters are based on Ra90, 4000K, 24° light source.

M20I-50
Pendant light



Luminaire Parameters	
Size	φ50*300mm
Diffuser	Spotlight
Luminous flux(lm)	330LM
Typ. power	5W
CCT	2700K/ 3000K/ 4000K
CRI	>90
Beam angle	24° / 36°
Input voltage	48VDC
Dimming	Non/ DALI-2/ Tuyal/ CASAMBI
Coating	Black ●
IP rating	IP20
Color tolerance	SDCM< 5 step
Intallation	Track mounted
Warranty	3 years
Certification	CE/ UKCA/ Rohs/ Reach

*The above parameters are based on Ra90, 4000K, 24° light source.

M20IJ-30
Round tube pendant light

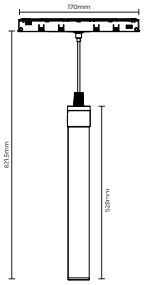

Luminaire Parameters	
Size	φ30*530mm
Diffuser	Silicone Neon rigid tube
Luminous flux(lm)	490LM
Typ. power	7W
CCT	2700/ 3000/ 3500K/ 4000K
CRI	>90
Beam angle	360°
Input voltage	48VDC
Dimming	Non/ DALI-2/ Tuyal/ CASAMBI
Coating	Black ●
IP rating	IP20
Color tolerance	SDCM< 5 step
Intallation	Track mounted
Warranty	3 years
Certification	CE/ UKCA/ Rohs/ Reach

*The above parameters are based on Ra90, 4000K light source.

M20IB-100
Sphere light



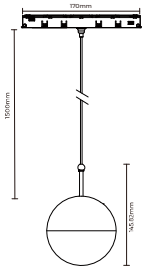

Luminaire Parameters	
Size	φ100mm
Diffuser	Glass
Luminous flux(lm)	500LM
Typ. power	5W
CCT	2700K/ 3000K/ 4000K
CRI	>90
Beam angle	360°
Input voltage	48VDC
Dimming	Non/ DALI-2/ Tuyal/ CASAMBI
Coating	Black ●
IP rating	IP20
Color tolerance	SDCM< 5 step
Intallation	Track mounted
Warranty	3 years
Certification	CE/ UKCA/ Rohs/ Reach

*The above parameters are based on Ra90, 4000K light source.

M20IW-40
Waterdrop light

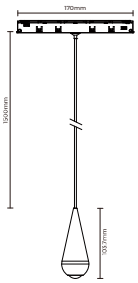

Luminaire Parameters	
Size	φ40*100mm
Diffuser	Lens
Luminous flux(lm)	280LM
Typ. power	3W
CCT	2700K/ 3000K/ 4000K
CRI	>90
Beam angle	110°
Input voltage	48VDC
Dimming	Non/ DALI-2/ Tuyal/ CASAMBI
Coating	Black ●
IP rating	IP20
Color tolerance	SDCM< 5 step
Intallation	Track mounted
Warranty	3 years
Certification	CE/ UKCA/ Rohs/ Reach

M20SS-55
Sunset light

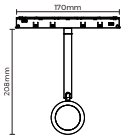

Luminaire Parameters	
Size	φ55*208mm
Diffuser	Lens
Luminous flux(lm)	170LM
Typ. power	3W
CCT	Colordul(1500K)
CRI	/
Beam angle	/
Input voltage	48VDC
Dimming	Non/ DALI-2/ Tuyal/ CASAMBI
Coating	Black ●
IP rating	IP20
Color tolerance	SDCM< 5 step
Intallation	Track mounted
Warranty	3 years
Certification	CE/ UKCA/ Rohs/ Reach

*The above parameters are based on Ra90, 4000K light source.

RNR30NK
Round neon TLS-R

Luminaire Parameters			
Size	L1000*φ30	L2500*φ30	L5000*φ30
Diffuser	Round neon		
Luminous flux(lm)	960LM	2380LM	4770LM
Typ. power	14W	35W	70W
CCT	2700K/ 3000K/ 4000K		
CRI	>90		
Beam angle	360°		
Input voltage	48VDC		
Dimming	Non/ DALI-2/ Tuyal/ CASAMBI		
Coating	Black		
IP rating	IP20		
Color tolerance	SDCM< 5 step		
Intallation	Pendant/ Surface-mounted		
Warranty	3 years		
Certification	CE/ UKCA/ Rohs/ Reach		

RNR30NJ
Round tube

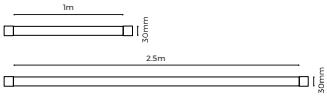

Luminaire Parameters		
Size	L1000*ϕ30	L2500*ϕ30
Diffuser	Round tube	
Luminous flux(lm)	940LM	2340LM
Typ. power	14W	35W
CCT	2700K/ 3000K/ 4000K	
CRI	>90	
Beam angle	360°	
Input voltage	48VDC	
Dimming	Non/ DALI-2/ Tuyal/ CASAMBI	
Coating	Black ●	
IP rating	IP20	
Color tolerance	SDCM< 5 step	
Intallation	Pendant/ Surface-mounted	
Warranty	3 years	
Certification	CE/ UKCA/ Rohs/ Reach	

*The above parameters are based on Ra90, 4000K ,1000MM light source.

M20NK-27
Square recessed neon

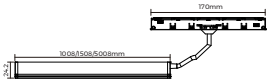

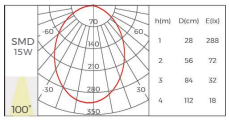

Luminaire Parameters	
Size	L1008/ 1508/ 5008*W26.6*H24.2mm
Diffuser	Silicone Neon
Luminous flux(lm)	450/ 630/ 2160LM
Typ. power	10W/ 14W/ 48W
CCT	2700K/ 3000K/ 4000K
CRI	>90
Beam angle	110°
Input voltage	48VDC
Dimming	Non/ DALI-2/ Tuyal/ CASAMBI
Coating	White(Neon) ○
IP rating	IP20
Color tolerance	SDCM< 5 step
Intallation	Track mounted
Warranty	3 years
Certification	CE/ UKCA/ Rohs/ Reach

Accessory for TLS-R



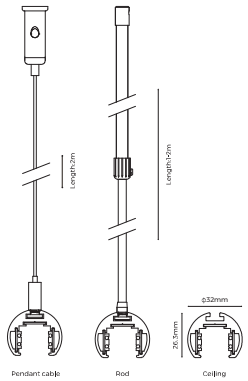

Product parameters	
Installation	Pendant / Ceiling
Input voltage	48VDC
Maximum load	350W
Length of track	TLS-R6X0 (X: 1 / 2 / 3m)
Appearance	Black ●
Certification	CE/ UKCA/ Rohs/ Reach

Installation Accessories		
Pendant cable (Track)	PN-D	
Pendant cable (Neon)	TLS-R892	
Pendant rod (Track)	PC-I	
Pendant rod (Neon)	TLS-R893	
Ceiling accessories (Neon)	CL-18	
Ceiling screw (Track)	CL-21	

Electrical connection Accessories		
Power feeder of track	TLS-R862(N)	
Female end cap	TLS-R865	
End cap	TLS-R600	

Interconnection Accessories		
Turned connector	TLS-R860	
Straight connector (Without Wire locker)	TLS-R861	
I-shaped electrical connector 180°splicing bar	TLS-R863(N)	

Power supply		
100W Power supply	LV100W24CC2	
150W Power supply	LV150W24CC2	
250W Power supply	LV250W24CC2	

Accessory for TLSE-M20

Straight Track

Ceiling / Pendant track

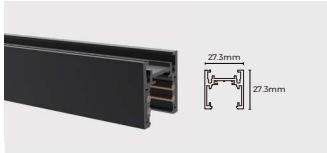

TLS-MS2X0 (X: 1 / 2 / 3 M)

Installation: Ceiling / Pendant
Material: AL6063-T5
Coating: Black
Size: 27.3×27.3×1000/2000/3000mm
Rated current: 7A
Maximum load: 350W
Input voltage: DC48V

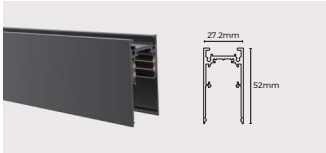

TLS-MH2X0 (X: 1 / 2 / 3 M)

Installation: Ceiling / Pendant
Material: AL6063-T5
Coating: Black
Size: 27.2×52×1000/2000/3000mm
Rated current: 7A
Maximum load: 350W
Input voltage: DC48V

Trimless recessed track

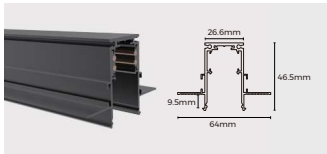

TLS-MR2X0(A) (X: 1 / 2 / 3 M)
9.5mm gypsum board

Installation: Trimless recessed
Material: AL6063-T5
Coating: Black
Size: 64×46.5×1000/2000/3000mm
Rated current: 7A
Maximum load: 350W
Input voltage: DC48V

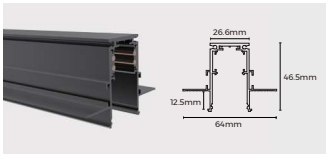

TLS-MR2X0(B) (X: 1 / 2 / 3 M)
12.5mm gypsum board

Installation: Trimless recessed
Material: AL6063-T5
Coating: Black
Size: 64×46.5×1000/2000/3000mm
Rated current: 7A
Maximum load: 350W
Input voltage: DC48V

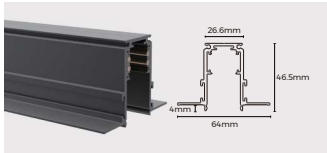

TLS-MR2X0(C) (X: 1 / 2 / 3 M)
plastered

Installation: Trimless recessed
Material: AL6063-T5
Coating: Black
Size: 64×46.5×1000/2000/3000mm
Rated current: 7A
Maximum load: 350W
Input voltage: DC48V

Curve track

Ceiling / Pendant track

TLS-MH208A90
Installation: Ceiling / Pendant
Material: AL6063-T5
Coating: Black
Rated current: 7A
Maximum load: 350W
Input voltage: DC48V
Size: 27.2×52×Φ800mm, 90°

TLS-MH210A90
Installation: Ceiling / Pendant
Material: AL6063-T5
Coating: Black
Rated current: 7A
Maximum load: 350W
Input voltage: DC48V
Size: 27.2×52×Φ1000mm, 90°

TLS-MH212A90
Installation: Ceiling / Pendant
Material: AL6063-T5
Coating: Black
Rated current: 7A
Maximum load: 350W
Input voltage: DC48V
Size: 27.2×52×Φ1200mm, 90°

Trimless track (9.5mm gypsum board)

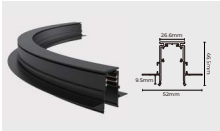

TLS-MR208A90(A)
Installation: Trimless recessed
Material: AL6063-T5
Coating: Black
Rated current: 7A
Maximum load: 350W
Input voltage: DC48V
Size: 52×46.5×Φ800mm, 90°

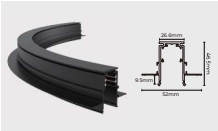

TLS-MR210A90(A)
Installation: Trimless recessed
Material: AL6063-T5
Coating: Black
Rated current: 7A
Maximum load: 350W
Input voltage: DC48V
Size: 52×46.5×Φ1000mm, 90°

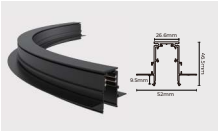

TLS-MR212A90(A)
Installation: Trimless recessed
Material: AL6063-T5
Coating: Black
Rated current: 7A
Maximum load: 350W
Input voltage: DC48V
Size: 52×46.5×Φ1200mm, 90°

Trimless track (12.5mm gypsum board)

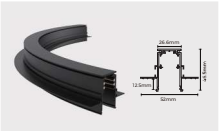

TLS-MR208A90(B)
Installation: Trimless recessed
Material: AL6063-T5
Coating: Black
Rated current: 7A
Maximum load: 350W
Input voltage: DC48V
Size: 52×46.5×Φ800mm, 90°

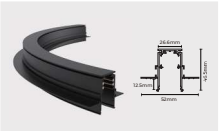

TLS-MR210A90(B)
Installation: Trimless recessed
Material: AL6063-T5
Coating: Black
Rated current: 7A
Maximum load: 350W
Input voltage: DC48V
Size: 52×46.5×Φ1000mm, 90°

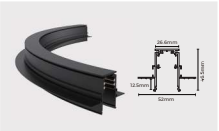

TLS-MR212A90(B)
Installation: Trimless recessed
Material: AL6063-T5
Coating: Black
Rated current: 7A
Maximum load: 350W
Input voltage: DC48V
Size: 52×46.5×Φ1200mm, 90°

Track accessories

Electrical connection accessory

Power feeder of track
Model: TLS-M261
Size: L147×W19×H17.3mm
Applicable model: All staight track

I-shaped electrical connector (recessed type)
Model: TLS-M262
Size: L70"W11.5"H2.1mm(Splicing bar)
L138×W18×H18mm(Power feeder)
Applicable model: TLS-MR2X0(A)
TLS-MR2X0(B)
TLS-MR2X0(C)

I-shaped electrical connector (Surface)
Model: TLS-M263
Size: L55×W22×H4.3mm(Splicing bar)
L138×W18×H18mm(Power feeder)
Applicable model: TLS-MS2X0
TLS-MH2X0

Electrical connector
Model: TLS-M264
Size: L147×W19×H17.3mm
Applicable model:
All staight track corner

I-shaped electrical connector (recessed type)
Model: TLS-M265
Size: L70"W11.5"H2.1mm(Splicing bar)
L78×W19×H17mm(Power feeder)
Applicable model: TLS-MR2X0A
TLS-MR2X0B
TLS-MR2X0C

I-shaped electrical connector (Surface)
Model: TLS-M266
Size: L55×W22×H4.3mm(Splicing bar)
L78×W19×H17mm(Power feeder)
Applicable model: TLS-MS2X0
TLS-MH2X0

End cap

Model: EC-MH20
Material: Aluminum
Size: L52×W27.2×H5.5mm
Applicable model: TLS-MH2X0

Model: EC-MR20
Material: Aluminum
Size: L46.5×W27.5×H5.5mm
Applicable model: TLS-MR2X0(A)
TLS-MR2X0(B)
TLS-MR2X0(C)

Model: EC-MS20
Material: Aluminum
Size: L27.6×W27.5×H2.5mm
Applicable model: TLS-MS2X0

Intallation accessory

Track bind cover
Model: CV-M20FB
Material: PVC
Size: L1000×W25.7×H5.6mm
Applicable model: All staight track

Ceiling accessory
Model: TLS-MZ71
Material: SPCC
Size: L67.5×W31.5×H7.5mm
Applicable model: TLS-MS2X0
TLS-MH2X0

Pendant accessory
Model: TLS-MZ72
Material: AL6063-T5
Size: L30×W22×H4.3mm
Applicable model: TLS-MS2X0
TLS-MH2X0

Ceiling screw
Model: CL-01
Material: Fe
Size: M3.5×40mm
Applicable model: TLS-MR2X0(A)
TLS-MR2X0(B)
TLS-MR2X0(C)

Power supply

Magnetic power
Model: 3LY-EMC-20-100W48
Size: L265×W22×H44mm
Input voltage: 220-240VAC
Output: DC48V
Power: 100W
Applicable model: All staight track

Magnetic power
Model: 3LY-EMC-20-200W48
Size: L365×W22×H44mm
Input voltage: 220-240VAC
Output: DC48V
Power: 200W
Applicable model: All staight track

Power supply
Model: BN-V48-100P
Size: L350×W30×H18mm
Input voltage: 220-240VAC
Output: DC48V
Power: 100W
Applicable model: All track

Power supply
Model: BN-V48-250P
Size: L400×W40×H22mm
Input voltage: 220-240VAC
Output: DC48V
Power: 250W
Applicable model: All track

Corner accessory

L-shaped (Downward)
Model: L90-MR20(A)
Material: AL6063-T5
Size: L95×W95×H46.5mm
Applicable model: TLS-MR2X0(A)

L-shaped (Inward)
Model: L90N-MR20(A)
Material: AL6063-T5
Size: L80×W80×H64mm
Applicable model: TLS-MR2X0(A)

L-shaped (Downward)
Model: L90-MR20(B)
Material: AL6063-T5
Size: L95×W95×H46.5mm
Applicable model: TLS-MR2X0(B)

L-shaped (Inward)
Model: L90N-MR20(B)
Material: AL6063-T5
Size: L80×W80×H64mm
Applicable model: TLS-MR2X0(B)

L-shaped (Downward)
Model: L90-MR20(C)
Material: AL6063-T5
Size: L95×W95×H46.5mm
Applicable model: TLS-MR2X0(C)

L-shaped (Inward)
Model: L90N-MR20(C)
Material: AL6063-T5
Size: L80×W80×H64mm
Applicable model: TLS-MR2X0(C)

L-shaped (Downward)
Model: L90-MS20
Material: AL6063-T5
Size: L50×W50×H27.3mm
Applicable model: TLS-MS2X0

L-shaped (Inward)
Model: L90N-MS20
Material: AL6063-T5
Size: L50×W50×H27.3mm
Applicable model: TLS-MS2X0

L-shaped (Downward)
Model: L90-MH20
Material: AL6063-T5
Size: L50×W50×H52mm
Applicable model: TLS-MH2X0

L-shaped (Inward)
Model: L90N-MH20
Material: AL6063-T5
Size: L80×W80×H27.2mm
Applicable model: TLS-MH2X0

L-shaped Adjustable (Downward)
Model: L90-MH20(A)
Material: AL6063-T5
Size: L120×W27.2×H52mm
Applicable model: TLS-MH2X0

T-shaped Adjustable (Downward)
Model: T90-MH20(A)
Material: AL6063-T5
Size: L120×W60×H52mm
Applicable model: TLS-MH2X0

X-shaped Adjustable (Downward)
Model: X90-MH20(A)
Material: AL6063-T5
Size: L120×W120×H52mm
Applicable model: TLS-MH2X0

CASAMBI Control
Model: 1200EN1812-CAS-W0-BLDAV48
Size :142.6*18*58.1mm
Input voltage :48VDC
Output signal:DALI
Output DALI Max.current:180mA
Control devices:≤64
Control groups:≤8
Certification:CE,UKCA
Others:Controller should be used with DALI dimming modules.

TLS-M15

TLS-M15 is a 48V magnetic track system, it is 13.5mm ultra-thin and 19mm ultra-slim design. Its magnetic design offers great DIY convenience to flexibly combine linear modules, spotlights and decorative lights in one system, achieving all your lighting demands like basic flood lighting, accent lighting or decorative lighting, suitable for exibition, residential, etc.

Product Overview

Spotlight module

344

M15S-22
φ22*50mm
3W

344

M15S-32
φ32*58mm
5W

344

M15S-42
φ42*90mm
7W

345

M15S-22(D)
φ22x50mm*2
2*3W

345

M15S-32(D)
φ32x58mm*2
2*5W

Linear module

346

M15FD
300x15x11.5mm
6W
600x15x11.5mm
12W

347

M15D
300x15x11.5mm
6W
600x15x11.5mm
12W

348

M15D(P)
300x15x11.5mm
6W
600x15x11.5mm
12W

349

M15G
110x16x35mm
8W
220x16x35mm
16W

350

M15G(A)
112x16x87mm
8W
220x16x87mm
16W

Decorative module

351

M15IB-80
φ80mm
3W

351

M15I-90
φ90x95mm
5W

Lamps can be equipped with DIY at will

With the modular concept,
it can be matched with different luminaires to
meet the lighting needs of different spaces



13.5mm Ultra-thin Magnetic install, Easy and Free

M15S-22 | M15S-32 | M15S-42

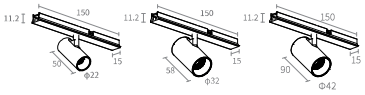

Basic Parameters

Material	AL6063
Coating	Anodizing
Adjustable angle	Vertical 90° / horizontal 350°
Size	Φ22x50mm Φ32x58mm Φ42x90mm

Luminaire Parameters		
Model	M15S-22	
Light source	COB	
Input voltage	48V	
Power	3W	
CRI	Ra>90	
CCT	3000K/4000K	
Beam angle	24°	36°
Light efficiency*	45LM/W	60LM/W
Luminous flux*	135LM	180LM

* Light efficiency & Luminous flux parameters based on 3000K Light source 4000K Light efficiency & Luminous flux=3000K*1.08

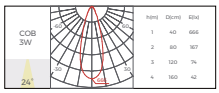

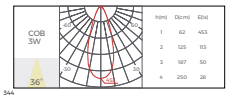

Luminaire Parameters		
Model	M15S-32	
Light source	COB	
Input voltage	48V	
Power	5W	
CRI	Ra>90	
CCT	3000K/4000K	
Beam angle	30°	36°
Light efficiency*	60LM/W	50LM/W
Luminous flux*	300LM	250LM

* Light efficiency & Luminous flux parameters based on 3000K Light source 4000K Light efficiency & Luminous flux=3000K*1.08

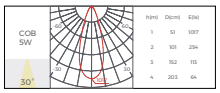

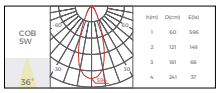

Luminaire Parameters		
Model	M15S-42	
Light source	COB	
Input voltage	48V	
Power	7W	
CRI	Ra>90	
CCT	3000K/4000K	
Beam angle	24°	36°
Light efficiency*	60LM/W	60LM/W
Luminous flux*	420LM	420LM

* Light efficiency & Luminous flux parameters based on 3000K Light source 4000K Light efficiency & Luminous flux=3000K*1.08

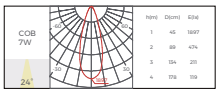

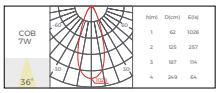

M15S-22(D) | M15S-32(D)

Basic Parameters

Material	AL6063
Coating	Anodizing
Adjustable angle	Vertical 90° / horizontal 350°
Size	Φ22x50mm*2 Φ32x58mm*2

Luminaire Parameters		
Model	M15S-22(D)	
Light source	COB	
Input voltage	48V	
Power	2*3W	
CRI	Ra>90	
CCT	3000K/4000K	
Beam angle	24°	36°
Light efficiency*	45LM/W	60LM/W
Luminous flux*	270LM	360LM

* Light efficiency & Luminous flux parameters based on 3000K Light source 4000K Light efficiency & Luminous flux=3000K*1.08

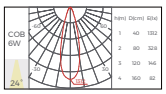

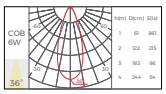

Luminaire Parameters		
Model	M15S-32(D)	
Light source	COB	
Input voltage	48V	
Power	2*5W	
CRI	Ra>90	
CCT	3000K/4000K	
Beam angle	30°	36°
Light efficiency*	60LM/W	50LM/W
Luminous flux*	600LM	500LM

* Light efficiency & Luminous flux parameters based on 3000K Light source 4000K Light efficiency & Luminous flux=3000K*1.08

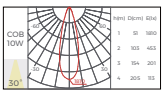

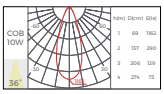

M15FD

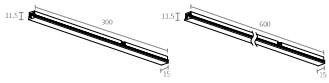

Basic Parameters

Material	AL6063
Coating	Anodizing
Size	300x15x11.5mm 600x15x11.5mm

Luminaire Parameters	
Model	M15FD
Light source	SMD
Input voltage	48V
Power	6W
CRI	Ra>90
CCT	3000K/4000K
Beam angle	110°
Light efficiency*	28LM/W
Luminous flux*	168LM

* Light efficiency & Luminous flux parameters based on 3000K Light source
4000K Light efficiency & Luminous flux=3000K*1.08

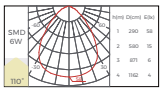

Luminaire Parameters	
Model	M15FD
Light source	SMD
Input voltage	48V
Power	12W
CRI	Ra>90
CCT	3000K/4000K
Beam angle	110°
Light efficiency*	28LM/W
Luminous flux*	336LM

* Light efficiency & Luminous flux parameters based on 3000K Light source
4000K Light efficiency & Luminous flux=3000K*1.08

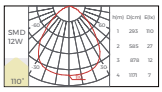

M15D

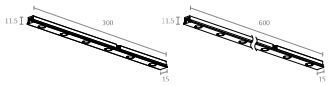

Basic Parameters

Material	AL6063
Coating	Anodizing
Size	300x15x11.5mm 600x15x11.5mm

Luminaire Parameters	
Model	M15D
Light source	SMD
Input voltage	48V
Power	6W
CRI	Ra>90
CCT	3000K/4000K
Beam angle	38°/65°
Light efficiency*	75LM/W
Luminous flux*	450LM

* Light efficiency & Luminous flux parameters based on 3000K Light source
4000K Light efficiency & Luminous flux=3000K*1.08

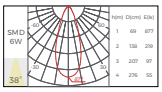

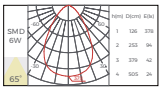

Luminaire Parameters	
Model	M15D
Light source	SMD
Input voltage	48V
Power	12W
CRI	Ra>90
CCT	3000K/4000K
Beam angle	38°/65°
Light efficiency*	75LM/W
Luminous flux*	900LM

* Light efficiency & Luminous flux parameters based on 3000K Light source
4000K Light efficiency & Luminous flux=3000K*1.08

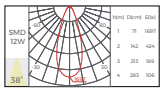

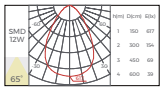

M15D(P)

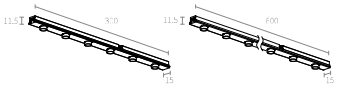

Basic Parameters

Material	AL6063
Coating	Anodizing
Size	300x15x11.5mm 600x15x11.5mm

Luminaire Parameters		
Model	M15D(P)	
Light source	SMD	
Input voltage	48V	
Power	6W	
CRI	Ra>90	
CCT	3000K/4000K	
Beam angle	38°	65°
Light efficiency*	65LM/W	60LM/W
Luminous flux*	390LM	360LM

* Light efficiency & Luminous flux parameters based on 3000K Light source
4000K Light efficiency & Luminous flux=3000K*1.08

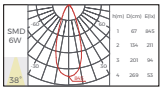

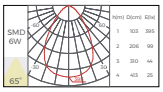

Luminaire Parameters		
Model	M15D(P)	
Light source	SMD	
Input voltage	48V	
Power	12W	
CRI	Ra>90	
CCT	3000K/4000K	
Beam angle	38°	65°
Light efficiency*	65LM/W	60LM/W
Luminous flux*	780LM	720LM

* Light efficiency & Luminous flux parameters based on 3000K Light source
4000K Light efficiency & Luminous flux=3000K*1.08

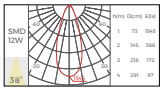

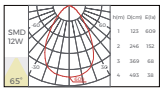

M15G

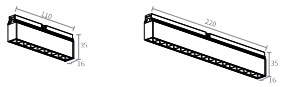

Basic Parameters

Material	ADC12
Coating	Anodizing
Size	110x16x35mm 220x16x35mm

Luminaire Parameters		
Model	M15G	
Light source	SMD	
Input voltage	48V	
Power	8W	
CRI	Ra>90	
CCT	3000K/4000K	
Beam angle	30°	
Light efficiency*	70LM/W	
Luminous flux*	560LM	

* Light efficiency & Luminous flux parameters based on 3000K Light source
4000K Light efficiency & Luminous flux=3000K*1.08

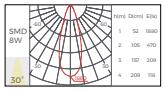

Luminaire Parameters		
Model	M15G	
Light source	SMD	
Input voltage	48V	
Power	16W	
CRI	Ra>90	
CCT	3000K/4000K	
Beam angle	30°	
Light efficiency*	70LM/W	
Luminous flux*	1120LM	

* Light efficiency & Luminous flux parameters based on 3000K Light source
4000K Light efficiency & Luminous flux=3000K*1.08

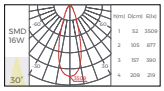

M15G(A)

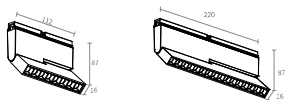

Basic Parameters

Material	ADC12
Coating	Anodizing
Adjustable angle	90°
Size	112x16x87mm 220x16x87mm

Luminaire Parameters	
Model	M15G(A)
Light source	SMD
Input voltage	48V
Power	8W
CRI	Ra>90
CCT	3000K/4000K
Beam angle	30°
Light efficiency*	70LM/W
Luminous flux*	560LM

* Light efficiency & Luminous flux parameters based on 3000K Light source
4000K Light efficiency & Luminous flux=3000K*1.08

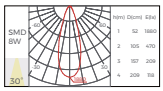

Luminaire Parameters	
Model	M15G(A)
Light source	SMD
Input voltage	48V
Power	16W
CRI	Ra>90
CCT	3000K/4000K
Beam angle	30°
Light efficiency*	70LM/W
Luminous flux*	1120LM

* Light efficiency & Luminous flux parameters based on 3000K Light source
4000K Light efficiency & Luminous flux=3000K*1.08

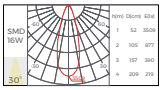

M15IB-80

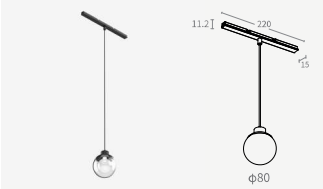

Basic Parameters

Material	AL6063
Coating	Anodizing
Size	Φ80mm
Length of hanging wire	1200mm

Luminaire Parameters	
Model	M15IB
Light source	COB
Input voltage	48V
Power	3W
CRI	Ra>90
CCT	3000K/4000K
Beam angle	360°
Light efficiency*	70LM/W
Luminous flux*	210LM

* Light efficiency & Luminous flux parameters based on 3000K Light source
4000K Light efficiency & Luminous flux=3000K*1.08

M15I-90

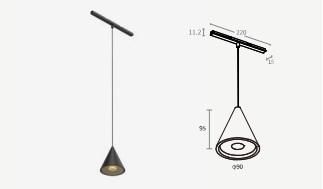

Basic Parameters

Material	AL6063
Coating	Anodizing
Size	Φ90x95mm
Length of hanging wire	1200mm

Luminaire Parameters	
Model	M15I
Light source	COB
Input voltage	48V
Power	5W
CRI	Ra>90
CCT	3000K/4000K
Beam angle	30°
Light efficiency*	55LM/W
Luminous flux*	275LM

* Light efficiency & Luminous flux parameters based on 3000K Light source
4000K Light efficiency & Luminous flux=3000K*1.08

Accessory

Straight Track

Trimless recessed track

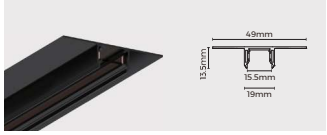

TLS-MR15X0(A) (X: 1 / 2 / 3 M)

Installation: Trimless recessed
Material: AL6063-T5
Coating: Black
Size: 49×13.5×1000/2000/3000mm

Rated current: 6.5A
Maximum load: 300W
Input voltage: DC48V

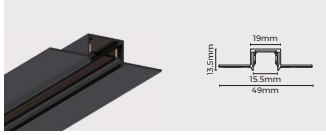

TLS-MR15X0(B) (X: 1 / 2 / 3 M)

Installation: Trimless recessed
Material: AL6063-T5
Coating: Black
Size: 49×13.5×1000/2000/3000mm

Rated current: 6.5A
Maximum load: 300W
Input voltage: DC48V

Ceiling / Pendant track

TLS-MS15X0 (X: 1 / 2 / 3 M)

Installation: Ceiling
Material: AL6063-T5
Coating: Black
Size: 19×13.5×1000/2000/3000mm

Rated current: 6.5A
Maximum load: 300W
Input voltage: DC48V

TLS-MSR15X0 (X: 1 / 2 / 3 M)

Installation: Pendant
Material: AL6063-T5
Coating: Black
Size: Ø28×24×1000/2000/3000mm

Rated current: 6.5A
Maximum load: 300W
Input voltage: DC48V

Electrical connection accessory

Rail energization box
Model: TLS-M1501
Size: L76×W15×H11mm
Applicable model: All straight track

Rail energized connectors
Model: TLS-M1502
Size: L110×W15×H11mm
Applicable model: All straight track

Flexible energized connectors
Model: TLS-M1503
Size: L76×W15×H11mm
Applicable model: All straight track

Horizontal corner power-on connectors
Model: TLS-M1504
Size: L94×W94×H11mm
Applicable model: All straight track

Corner accessory

L-shaped (Downward)
Model: L90-MS15
Material: AL6063-T5
Size: L49×W49×H13.5mm
Applicable model: TLS-MS15X0

L-shaped (Downward)
Model: L90-MR15(A)
Material: AL6063-T5
Size: L68×W68×H13.5mm
Applicable model: TLS-MR15X0(A)

L-shaped (Downward)
Model: L90-MR15(B)
Material: AL6063-T5
Size: L68×W68×H13.5mm
Applicable model: TLS-MR15X0(B)

L-shaped (Downward)
Model: L90-MSR15
Material: AL6063-T5
Size: L49×W49×φ28mm
Applicable model: TLS-MSR15X0

L-shaped (Inward)
Model: L90N-MS15
Material: AL6063-T5
Size: L49×W49×H19mm
Applicable model: TLS-MS15X0

L-shaped (Inward)
Model: L90N-MR15(A)
Material: AL6063-T5
Size: L49×W49×H49mm
Applicable model: TLS-MR15X0(A)

L-shaped (Inward)
Model: L90N-MR15(B)
Material: AL6063-T5
Size: L49×W49×H49mm
Applicable model: TLS-MR15X0(B)

L-shaped (Inward)
Model: L90N-MSR15
Material: AL6063-T5
Size: L49×W49×φ28mm
Applicable model: TLS-MSR15X0

Power supply

Power supply
Model: BN-V48-100P
Size: L350×W30×H18mm
Input voltage: 220-240VAC
Output: DC48V
Power: 100W
Applicable model: All track

Power supply
Model: BN-V48-150P
Size: L350×W30×H18mm
Input voltage: 220-240VAC
Output: DC48V
Power: 150W
Applicable model: All track

Power supply
Model: BN-V48-250P
Size: L400×W40×H22mm
Input voltage: 220-240VAC
Output: DC48V
Power: 250W
Applicable model: All track

Downlights

3

COLORS Downlights include Hola, Genie 2, Prince 2, Spark and Magicube. The series is designed miniature, slender and delicate, catering to aesthetic trend of interior design. It emphasizes on light spot, deep anti-glare and natural gradient of light, can achieve accent lighting, flood lighting and wall washing, satisfying differentiated needs for villa mansions, theme hotels, commercial clubs, etc

Product Series

Downlights include Hola free-dot system, Genie 2 and Prince 2 professional downlight, Magicube mini grille light, can satisfy differentiated needs for villa mansions, theme hotels, commercial clubs, etc

Free-dot

HOLA

HOLA refers to a 48V flexible recessed system that can realize re-use of product. It allows different optical modules to be flexibly integrated into ceiling and moved or replaced arbitrarily at ease thanks to their standardized mounting interface, satisfying your diversified design requirements and meanwhile achieving easy replacement of lights at low costs. The bases of modules are designed to fit perfectly into ceiling, calm and concise in look.

Recessed

GENIE 2

GENIE 2 is a professional downlight with all-metal housing. It adopts four anti-glare concepts, including hidden light source, condensed light, diffuse lens and dark reflector to achieve minimum UGR<6, assuring you of visual comfort with no glare. The split design make the installation and maintanance easy and efficient

PRINCE 2

PRINCE 2 is a professional downlight with high cost performance. The 25° adjustment for vertical direction and 360° adjustment for horizontal direction, help to achieve precise accent lighting. It is deep anti-glare with UGR<10, assuring you of visual comfort with no glare.

MAGICUBE

MAGICUBE mini grille light is delicate, compact and of linear outlook. It includes 4 optics, including ±20° adjustable round grille, retractable spotlight, flood lighting and wall washer and supports recessed, pre-recessed and surface-mounted installation. It can achieve precise accent lighting, basic lighting and wall washing.

SPARK

SPARK is a professional downlight with high lumen efficiency and high lumen output. It can reach maximun 120LM/W CRI90. It has lens version, diffuse version and 3CCT dial-switch version, can satisfy different needs for different applications.

HOLA NEW

HOLA refers to a 48V flexible recessed system that can realize re-use of product. It allows different optical modules to be flexibly integrated into ceiling and moved or replaced arbitrarily at ease thanks to their standardized mounting interface, satisfying your diversified design requirements and meanwhile achieving easy replacement of lights at low costs. The bases of modules are designed to fit perfectly into ceiling, calm and concise in look.

Product Overview

Spotlights

HM40S-30

HM40S-42

HM40S-52

HM40S-62

HM40SZ-45

HM40SZ-55

HM40SZ-65

HR40S-29

Decorative Lights

HS40I-30

HS40I-50

HS40IJ-30

HS40IB-100

HS40IW-40

HM40SS-55

Linear Lights

HM40NK

HM40GW

HM40CD

HM40FD

HM40FP

HM40G

HM40LA

HM40LS

HS40FD

HS40FP

HS40G

HH40FD

HH40FP

HH40G

Standardized Interface

Thanks to standardized interface, HOLA allows different modules to integrate into one system. In the future, there will be more kinds of modules included so as to bring more possibilities for space and users.

Trimless recessed

Recessed

Spotlights

Decorative Lights

Other

Can customized for your lighting fixture

Easy Installation

Push to lock

Push again to unlock

Diversified Styling

HOLA relies on base as carrier of light modules, which can be adjusted at will for any design and styling while not affected by space and shapes of carrier.

Hovering adjustable

All pendant lights are available in normal and hover versions

Normal version

Hovering version

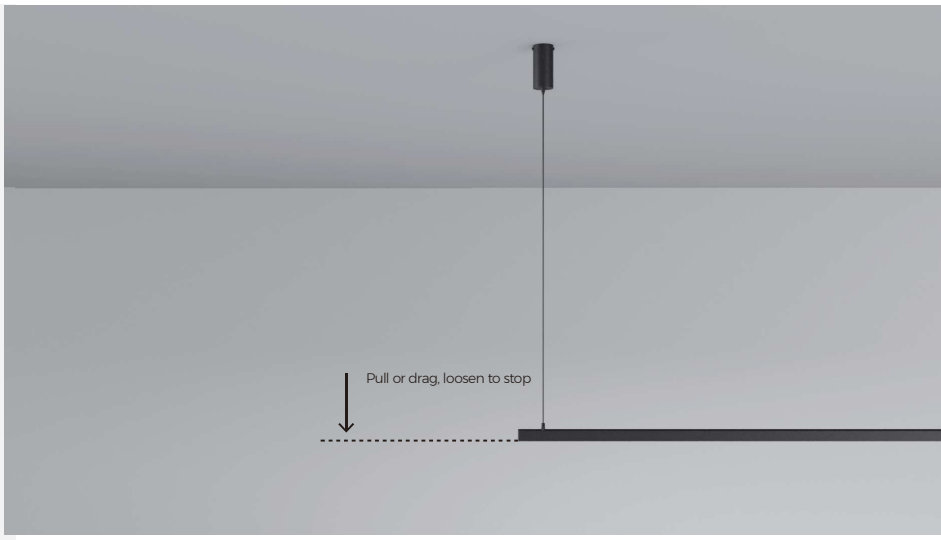





HM40S-30
Spotlight

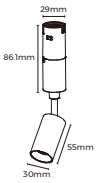

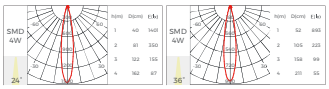

Basic Parameters	
Installation	Ceiling
Opening Size	ϕ56mm
Size	ϕ30×55mm
Material	AL6063-T5
Coating	Black
Dimming method	Non/1-10V/DALI-2/Tuya/CASAMBI
Input voltage	DC48V
Application	Indoor
IP grade	IP20
Warranty	3 years
Certification	CE/ROHS/Reach/UKCA

Luminaire Parameters	
Light source	Brigelux COB
SDCM	<3 Step (ANSI)
UGR	<13
CRI	>90
CCT	2700K/3000K/4000K
Power(W)	4
Luminous flux(lm)	300
Light efficiency	75LM/W
Beam angle	24°/36°

*The above parameters are based on Ra90, 4000K, 36° light source.

HM40S-42
Spotlight

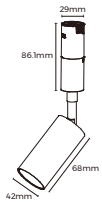

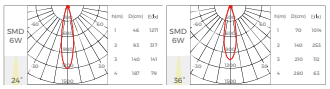

Basic Parameters	
Installation	Ceiling
Opening Size	ϕ56mm
Size	ϕ42×68mm
Material	AL6063-T5
Coating	Black
Dimming method	Non/1-10V/DALI-2/Tuya/CASAMBI
Input voltage	DC48V
Application	Indoor
IP grade	IP20
Warranty	3 years
Certification	Reach/UKCA

Luminaire Parameters	
Light source	Brigelux COB
SDCM	<3 Step (ANSI)
UGR	<10
CRI	>90
CCT	2700K/3000K/4000K
Power(W)	6
Luminous flux(lm)	500
Light efficiency	83LM/W
Beam angle	24°/36°

HM40S-52
Spotlight

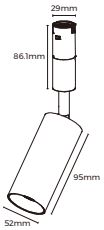

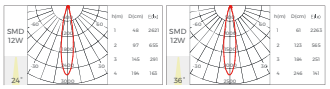

Basic Parameters	
Installation	Ceiling
Opening Size	ϕ56mm
Size	ϕ52×95mm
Material	AL6063-T5
Coating	Black
Dimming method	Non/1-10V/DALI-2/Tuya/CASAMBI
Input voltage	DC48V
Application	Indoor
IP grade	IP20
Warranty	3 years
Certification	CE/UKCA/ROSH/Reach

Luminaire Parameters	
Light source	Brigelux COB
SDCM	<3 Step (ANSI)
UGR	<19
CRI	>90
CCT	2700K/3000K/3500K/4000K
Power(W)	12
Luminous flux(lm)	1020
Light efficiency	85LM/W
Beam angle	24°/36°

*The above parameters are based on Ra90, 4000K, 36° light source.

HM40S-62
Spotlight

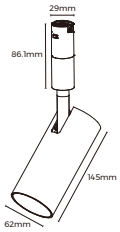

Basic Parameters	
Installation	Ceiling
Opening Size	ϕ56mm
Size	ϕ62×145mm
Material	AL6063-T5
Coating	Black
Dimming method	Non/1-10V/DALI-2/Tuya/CASAMBI
Input voltage	DC48V
Application	Indoor
IP grade	IP20
Warranty	3 years
Certification	CE/UKCA/ROSH/Reach

Luminaire Parameters	
Light source	Brigelux COB
SDCM	<3 Step (ANSI)
UGR	<13
CRI	>90
CCT	2700K/3000K/4000K
Power(W)	18
Luminous flux(lm)	1080
Light efficiency	60LM/W
Beam angle	15°/24°/36

HM40SZ-45
Zoom Spotlight

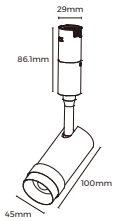

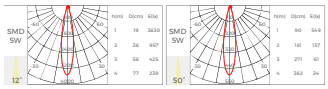

Basic Parameters	
Installation	Ceiling
Opening Size	ϕ56mm
Size	ϕ45×100mm
Material	AL6063-T5
Coating	Black
Dimming method	Non/1-10V/DALI-2/Tuya/CASAMBI
Input voltage	DC48V
Application	Indoor
IP grade	IP20
Warranty	3 years
Certification	CE/UKCA/ROSH/Reach

Luminaire Parameters	
Light source	LEDTEEN COB
SDCM	<5 Step (ANSI)
UGR	<13
CRI	>90
CCT	2700K/3000K/4000K
Power(W)	5
Luminous flux(lm)	250
Light efficiency	50LM/W
Beam angle	12°-50°

*The above parameters are based on Ra90, 4000K, 50° light source.

HM40SZ-55
Zoom Spotlight

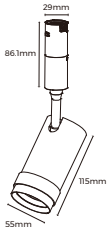

Basic Parameters	
Installation	Ceiling
Opening Size	ϕ56mm
Size	ϕ55×115mm
Material	AL6063-T5
Coating	Black
Dimming method	Non/1-10V/DALI-2/Tuya/CASAMBI
Input voltage	DC48V
Application	Indoor
IP grade	IP20
Warranty	3 years
Certification	CE/UKCA/ROSH/Reach

Luminaire Parameters	
Light source	Brigelux COB
SDCM	<3 Step (ANSI)
UGR	<13
CRI	>90
CCT	2700K/3000K/3500K/4000K
Power(W)	8
Luminous flux(lm)	500
Light efficiency	63LM/W
Beam angle	15°-40°

*The above parameters are based on Ra90, 4000K, 40° light source.

HM40SZ-65
Zoom Spotlight

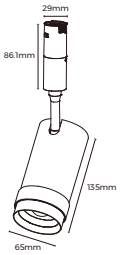

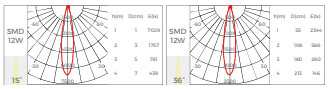

Basic Parameters	
Installation	Ceiling
Opening Size	ϕ56mm
Size	ϕ65×135mm
Material	AL6063-T5
Coating	Black
Dimming method	Non/1-10V/DALI-2/Tuya/CASAMBI
Input voltage	DC48V
Application	Indoor
IP grade	IP20
Warranty	3 years
Certification	CE/UKCA/ROSH/Reach

Luminaire Parameters	
Light source	Brigelux COB
SDCM	<3 Step (ANSI)
UGR	<13
CRI	>90
CCT	2700K/3000K/4000K
Power(W)	12
Luminous flux(lm)	700
Light efficiency	59LM/W
Beam angle	15°-36°

*The above parameters are based on Ra90, 4000K, 36° light source.

HR40S-29
Recessed Spotlight

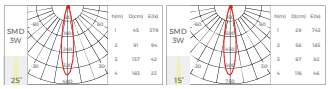

Basic Parameters	
Installation	Reccessed
Opening Size	ϕ56mm
Size	ϕ29×86.1mm
Material	AL6063-T5
Coating	Black
Dimming method	Non/1-10V/DALI-2/Tuya/CASAMBI
Input voltage	DC48V
Application	Indoor
IP grade	IP20
Warranty	3 years
Certification	CE/UKCA/ROSH/Reach

Luminaire Parameters	
Light source	Brigelux 3535
SDCM	<3 Step (ANSI)
CRI	>90
CCT	2700K/3000K/4000K
Power(W)	3
Luminous flux(lm)	135
Light efficiency	45LM/W
Beam angle	15°/25°

*The above parameters are based on Ra90, 4000K, 15° light source.

HS40I-30 | HS40I-30(A)

Pendant light

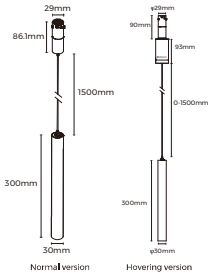

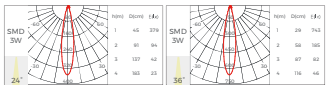

Basic Parameters	
Installation	Pendant
Opening Size	ϕ56mm
Size	ϕ30×300mm
Material	AL6063-T5
Coating	Black
Dimming method	Non/1-10V/DALI-2/Tuya/CASAMBI
Input voltage	DC48V
Application	Indoor
IP grade	IP20
Warranty	3 years
Certification	CE/UKCA/ROSH/Reach

Luminaire Parameters	
Light source	Brigelux COB
SDCM	<5 Step (ANSI)
UGR	<10
CRI	>90
CCT	2700K/3000K/4000K
Power(W)	6
Luminous flux(lm)	390
Light efficiency	65LM/W
Beam angle	24°/36°

*The above parameters are based on Ra90, 4000K, 36° light source.

HS40I-50 | HS40I-50(A)

Pendant light

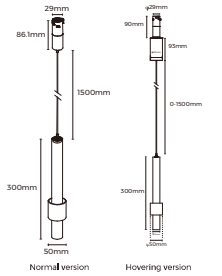

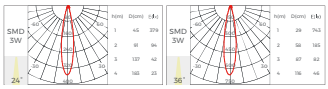

Basic Parameters	
Installation	Pendant
Opening Size	ϕ56mm
Size	ϕ50×300mm
Material	AL6063-T5
Coating	Black
Dimming method	Non/1-10V/DALI-2/Tuya/CASAMBI
Input voltage	DC48V
Application	Indoor
IP grade	IP20
Warranty	3 years
Certification	CE/UKCA/ROSH/Reach

Luminaire Parameters	
Light source	Brigelux COB
SDCM	<5 Step (ANSI)
UGR	<10
CRI	>90
CCT	2700K/3000K/4000K
Power(W)	6
Luminous flux(lm)	390
Light efficiency	65LM/W
Beam angle	24°/36°

HS40IJ-30 | HS40IJ-30(A)

Round tube pendant light

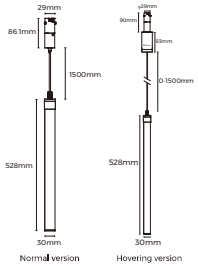

Basic Parameters	
Installation	Pendant
Opening Size	ϕ56mm
Size	ϕ30×528mm
Material	Silicone Neon
Coating	Black
Dimming method	Non/1-10V/DALI-2/Tuya/CASAMBI
Input voltage	DC48V
Application	Indoor
IP grade	IP20
Warranty	3 years
Certification	CE/UKCA/ROSH/Reach

Luminaire Parameters	
Light source	Brigelux 2835
SDCM	<5 Step (ANSI)
UGR	<10
CRI	>90
CCT	2700K/3000K/4000K
Power(W)	7
Luminous flux(lm)	490
Light efficiency	70LM/W
Beam angle	360°

*The above parameters are based on Ra90, 4000K, light source.

HS40IB-100 | HS40IB-100(A)

Sphere light

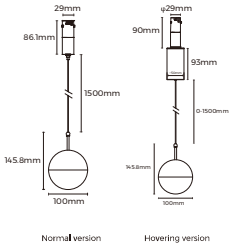

Basic Parameters	
Installation	Ceiling
Opening Size	ϕ56mm
Size	ϕ100mm
Material	AL6063-T5
Coating	Black
Dimming method	Non/1-10V/DALI-2/Tuya/CASAMBI
Input voltage	DC48V
Application	Indoor
IP grade	IP20
Warranty	3 years
Certification	CE/UKCA/ROSH/Reach

Luminaire Parameters	
Light source	Brigelux 2835
SDCM	<5 Step (ANSI)
UGR	>90
CRI	>90
CCT	2700K/3000K/4000K
Power(W)	6
Luminous flux(lm)	600
Light efficiency	100LM/W
Beam angle	360°

HS40IW-40 | HS40IW-40(A)

Waterdrop light

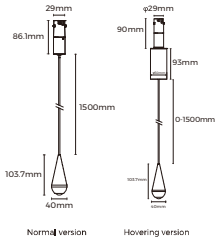

Basic Parameters	
Installation	Pendant
Opening Size	φ56mm
Size	φ40×100mm
Material	AL6063-T5
Coating	Black
Dimming method	Non/1-10V/DALI-2/Tuya/CASAMBI
Input voltage	DC48V
Application	Indoor
IP grade	IP20
Warranty	3 years
Certification	CE/UKCA/ROSH/Reach

Luminaire Parameters	
Light source	Brigelux COB
SDCM	<5 Step (ANSI)
CRI	>90
CCT	2700K/3000K/4000K
Power(W)	4
Luminous flux(lm)	360
Light efficiency	90LM/W
Beam angle	110°

*The above parameters are based on Ra90, 4000K, light source.

HM40SS-55

Sunset light

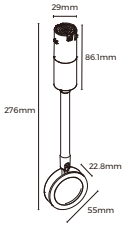

Basic Parameters	
Installation	Ceiling
Opening Size	φ56mm
Size	φ55×22.8mm
Material	AL6063-T5
Coating	Black
Dimming method	Non/1-10V/DALI-2/Tuya/CASAMBI
Input voltage	DC48V
Application	Indoor
IP grade	IP20
Warranty	3 years
Certification	CE/UKCA/ROSH/Reach

Luminaire Parameters	
Light source	Brigelux COB
SDCM	<5 Step (ANSI)
CRI	>90
CCT	Colorful (1500K)
Power(W)	3
Luminous flux(lm)	170
Light efficiency	57LM/W
Beam angle	110°

*The above parameters are based on Ra90, 1500K, light source.

HM40NK

Round neon

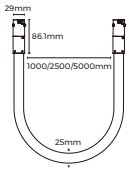

Basic Parameters			
Installation	Ceiling		
Opening Size	φ56mm		
Size	φ25×1000/2500/5000mm		
Material	Silicone Neon		
Coating	Black		
Dimming method	Non/1-10V/DALI-2/Tuya/CASAMBI		
Input voltage	DC48V		
Application	Indoor		
IP grade	IP20		
Warranty	3 years		
Certification	CE/UKCA/ROSH/Reach		

Luminaire Parameters			
Light source	2835		
SDCM	<5 Step (ANSI)		
CRI	>90		
CCT	2700K/3000K/4000K		
Length(mm)	1000	2500	5000
Power(W)	14	35	70
Luminous flux(lm)	1050	2625	5250
Light efficiency	75LM/W		
Beam angle	360°		

*The above parameters are based on Ra90, 4000K, light source.

HM40GW

Wall washer



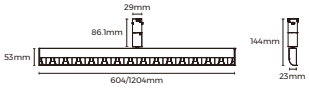

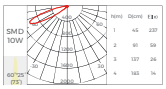

Luminaire Parameters		
Installation	Ceiling	
Opening Size	φ56mm	
Size	23×53mm	
Material	AL6063-T5	
Coating	Black	
Dimming method	Non/1-10V/DALI-2/Tuya/CASAMBI	
Input voltage	DC48V	
Application	Indoor	
IP grade	IP20	
Warranty	3 years	
Certification	CE/UKCA/ROSH/Reach	

Luminaire Parameters		
Light source	3030	
SDCM	<3 Step (ANSI)	
CRI	>90	
CCT	2700K/3000K/4000K	
Length(mm)	604	1204
Power(W)	10	20
Luminous flux(lm)	900	1800
Light efficiency	90LM/W	
Beam angle	60°x25°x73°	

HM40CD
Round tube

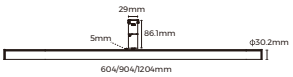

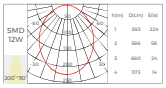

Basic Parameters			
Installation	Ceiling		
Opening Size	ϕ56mm		
Size	ϕ30mm		
Material	AL6063-T5		
Coating	Black		
Dimming method	Non/1-10V/DALI-2/Tuya/CASAMBI		
Input voltage	DC48V		
Application	Indoor		
IP grade	IP20		
Warranty	3 years		
Certification	CE/UKCA/ROSH/Reach		

Luminaire Parameters			
Light source	2835		
SDCM	<3 Step (ANSI)		
CRI	>90		
CCT	2700K/3000K/4000K		
Length(mm)	604	904	1204
Power(W)	12	18	24
Luminous flux(lm)	1200	1800	2400
Light efficiency	100LM/W		
Beam angle	200°x110°		

*The above parameters are based on Ra90, 4000K, light source.

HM40FD
Diffuser



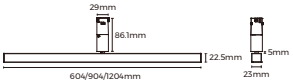

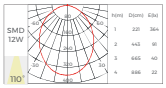

Basic Parameters			
Installation	Ceiling		
Opening Size	ϕ56mm		
Size	23×22.5mm		
Material	AL6063-T5		
Coating	Black		
Dimming method	Non/1-10V/DALI-2/Tuya/CASAMBI		
Input voltage	DC48V		
Application	Indoor		
IP grade	IP20		
Warranty	3 years		
Certification	CE/UKCA/ROSH/Reach		

Luminaire Parameters			
Light source	2835		
SDCM	<3 Step (ANSI)		
CRI	>90		
CCT	2700K/3000K/4000K		
Length(mm)	604	904	1204
Power(W)	12	18	24
Luminous flux(lm)	900	1350	1800
Light efficiency	75LM/W		
Beam angle	110°		

HM40FP
Prismatic

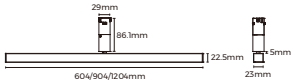

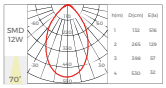

Basic Parameters			
Installation	Ceiling		
Opening Size	ϕ56mm		
Size	23×22.5mm		
Material	AL6063-T5		
Coating	Black		
Dimming method	Non/1-10V/DALI-2/Tuya/CASAMBI		
Input voltage	DC48V		
Application	Indoor		
IP grade	IP20		
Warranty	3 years		
Certification	CE/UKCA/ROSH/Reach		

Luminaire Parameters			
Light source	2835		
SDCM	<3 Step (ANSI)		
CRI	>90		
CCT	2700K/3000K/4000K		
Length(mm)	604	904	1204
Power(W)	12	18	24
Luminous flux(lm)	960	1140	1920
Light efficiency	80LM/W		
Beam angle	70°		

*The above parameters are based on Ra90, 4000K, light source.

HM40G
Grating

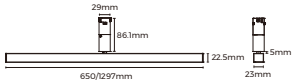

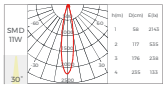

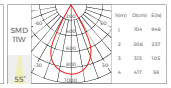

Basic Parameters		
Installation	Ceiling	
Opening Size	ϕ56mm	
Size	23×22.5mm	
Material	AL6063-T5	
Coating	Black	
Dimming method	Non/1-10V/DALI-2/Tuya/CASAMBI	
Input voltage	DC48V	
Application	Indoor	
IP grade	IP20	
Warranty	3 years	
Certification	CE/UKCA/ROSH/Reach	

Luminaire Parameters		
Light source	2835	
SDCM	<3 Step (ANSI)	
CRI	>90	
CCT	2700K/3000K/4000K	
Length(mm)	650	1297
Power(W)	13	26
Luminous flux(lm)	910	1820
Light efficiency	70LM/W	
Beam angle	30°/55°	

*The above parameters are based on Ra90, 4000K, 30° light source.

HM40LA
Asymmetric

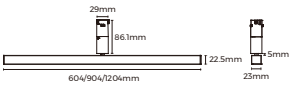

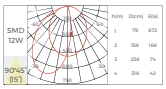

Basic Parameters			
Installation	Ceiling		
Opening Size	ϕ56mm		
Size	23×22.5mm		
Material	AL6063-T5		
Coating	Black		
Dimming method	Non/1-10V/DALI-2/Tuya/CASAMBI		
Input voltage	DC48V		
Application	Indoor		
IP grade	IP20		
Warranty	3 years		
Certification	CE/UKCA/ROSH/Reach		

Luminaire Parameters			
Light source	2835		
SDCM	<3 Step (ANSI)		
CRI	>90		
CCT	2700K/3000K/4000K		
Length(mm)	604	904	1204
Power(W)	12	18	24
Luminous flux(lm)	1200	1800	2400
Light efficiency	100LM/W		
Beam angle	90°x45°x15°		

*The above parameters are based on Ra90, 4000K, light source.

HM40LS
Double Asymmetric

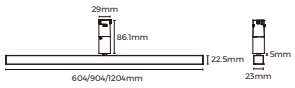

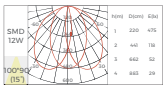

Basic Parameters			
Installation	Ceiling		
Opening Size	ϕ56mm		
Size	23×22.5mm		
Material	AL6063-T5		
Coating	Black		
Dimming method	Non/1-10V/DALI-2/Tuya/CASAMBI		
Input voltage	DC48V		
Application	Indoor		
IP grade	IP20		
Warranty	3 years		
Certification	CE/UKCA/ROSH/Reach		

Luminaire Parameters			
Light source	2835		
SDCM	<3 Step (ANSI)		
CRI	>90		
CCT	2700K/3000K/4000K		
Length(mm)	604	904	1204
Power(W)	12	18	24
Luminous flux(lm)	1200	1800	2400
Light efficiency	100LM/W		
Beam angle	100°x90°x15°		

HS40FD | HS40FD(A)
Diffuser

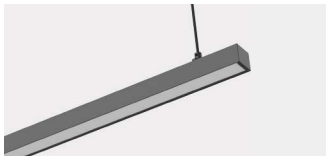

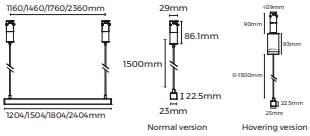

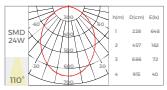

Basic Parameters			
Installation	Pendant		
Opening Size	ϕ56mm		
Size	23×22.5mm		
Material	AL6063-T5		
Coating	Black		
Dimming method	Non/1-10V/DALI-2/Tuya/CASAMBI		
Input voltage	DC48V		
Application	Indoor		
IP grade	IP20		
Warranty	3 years		
Certification	CE/UKCA/ROSH/Reach		

Luminaire Parameters				
Light source	2835			
SDCM	<3 Step (ANSI)			
CRI	>90			
CCT	2700K/3000K/4000K			
Length(mm)	1204	1504	1804	2404
Power(W)	24	30	36	48
Luminous flux(lm)	1800	2250	2700	3600
Light efficiency	75LM/W			
Beam angle	110°			

*The above parameters are based on Ra90, 4000K, light source.

HS40FP | HS40FP(A)
Prismatic

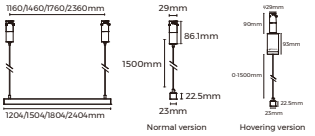

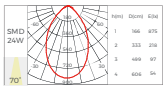

Basic Parameters			
Installation	Pendant		
Opening Size	ϕ56mm		
Size	23×22.5mm		
Material	AL6063-T5		
Coating	Black		
Dimming method	Non/1-10V/DALI-2/Tuya/CASAMBI		
Input voltage	DC48V		
Application	Indoor		
IP grade	IP20		
Warranty	3 years		
Certification	CE/UKCA/ROSH/Reach		

Luminaire Parameters				
Light source	2835			
SDCM	<3 Step (ANSI)			
CRI	>90			
CCT	2700K/3000K/4000K			
Length(mm)	1204	1504	1804	2404
Power(W)	24	30	36	48
Luminous flux(lm)	1920	2400	2880	3840
Light efficiency	80LM/W			
Beam angle	70°			

HS40G | HS40G(A)

Grating

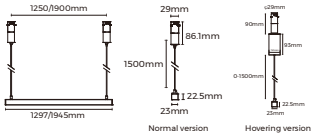

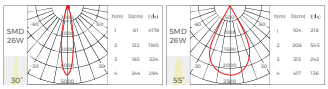

Basic Parameters		
Installation	Pendant	
Opening Size	ϕ56mm	
Size	23×22.5mm	
Material	AL6063-T5	
Coating	Black	
Dimming method	Non/1-10V/DALI-2/Tuya/CASAMBI	
Input voltage	DC48V	
Application	Indoor	
IP grade	IP20	
Warranty	3 years	
Certification	CE/UKCA/ROSH/Reach	

Luminaire Parameters		
Light source	2835	
SDCM	<3 Step (ANSI)	
CRI	>90	
CCT	2700K/3000K/4000K	
Length(mm)	1297	1945
Power(W)	26	39
Luminous flux(lm)	1820	2730
Light efficiency	70LM/W	
Beam angle	30°/55°	

*The above parameters are based on Ra90, 4000K, 30° light source.

HH40FD | HH40FD(A)

Diffuser



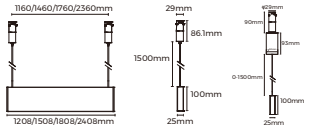

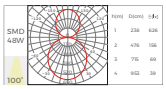

* The hover version is only 1200/1500mm in size

Basic Parameters				
Installation	Pendant			
Opening Size	ϕ56mm			
Size	25×100mm			
Material	AL6063-T5			
Coating	Black			
Dimming method	Non/1-10V/DALI-2/Tuya/CASAMBI			
Input voltage	DC48V			
Application	Indoor			
IP grade	IP20			
Warranty	3 years			
Certification	CE/UKCA/ROSH/Reach			

Luminaire Parameters				
Light source	2835			
SDCM	<3 Step (ANSI)			
CRI	>90			
CCT	2700K/3000K/4000K			
Length(mm)	1208	1508	1808	2408
Power(W)	48	60	72	96
Luminous flux(lm)	2880	3600	4320	5760
Light efficiency	60LM/W			
Beam angle	Up: 100°, Down: 100°			

*The above parameters are based on Ra90, 4000K, light source.

HH40FP | HH40FP(A)

Prismatic



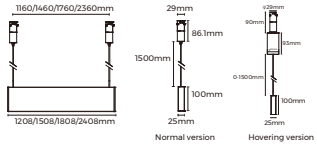

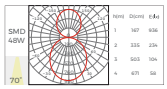

* The hover version is only 1200/1500mm in size

Basic Parameters				
Installation	Pendant			
Opening Size	ϕ56mm			
Size	25×100mm			
Material	AL6063-T5			
Coating	Black			
Dimming method	Non/1-10V/DALI-2/Tuya/CASAMBI			
Input voltage	DC48V			
Application	Indoor			
IP grade	IP20			
Warranty	3 years			
Certification	CE/UKCA/ROSH/Reach			

Luminaire Parameters				
Light source	2835			
SDCM	<3 Step (ANSI)			
CRI	>90			
CCT	2700K/3000K/4000K			
Length(mm)	1208	1508	1808	2408
Power(W)	48	60	72	96
Luminous flux(lm)	2976	3720	4464	5952
Light efficiency	62LM/W			
Beam angle	Up: 100°, Down: 70°			

*The above parameters are based on Ra90, 4000K, light source.

HH40G | HH40G(A)

Grating



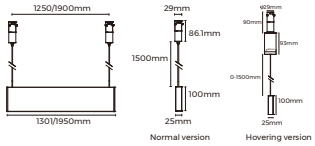

* The hover version is only 1300mm in size

Basic Parameters		
Installation	Pendant	
Opening Size	ϕ56mm	
Size	25×100mm	
Material	AL6063-T5	
Coating	Black	
Dimming method	Non/1-10V/DALI-2/Tuya/CASAMBI	
Input voltage	DC48V	
Application	Indoor	
IP grade	IP20	
Warranty	3 years	
Certification	CE/UKCA/ROSH/Reach	

Luminaire Parameters		
Light source	2835	
SDCM	<3 Step (ANSI)	
CRI	>90	
CCT	2700K/3000K/3500K/4000K	
Length(mm)	1301	1950
Power(W)	53	78
Luminous flux(lm)	2862	4212
Light efficiency	54LM/W	
Beam angle	Up: 100°, Down: 30°/55°	

*The above parameters are based on Ra90, 4000K, 30° light source.

Accessories

Base of module

RA-HR40(N)

Material: PC+ADC12
Input Voltage:DC48V
Coating:Black,White
Open Size: ϕ45mm
Rated Power:150W
Rated Current:3A
Certification:CE
Warranty:3 years
Maximum load: 8Kg/Lamp

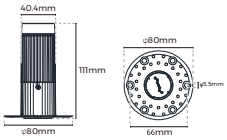

RA-HE40

Material: PC+ADC12
Input Voltage:DC48V
Coating:Black,White
Open Size: ϕ56mm
Rated Power:150W
Rated Current:3A
Certification:CE
Warranty:3 years
Maximum load: 1Kg/Lamp

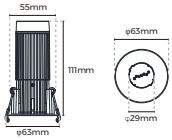

Controller

CASAMBI Control

Model: 1200EN1612-CAS-0-0000003
Size :180*42*25mm
Input Voltage :24-48VDC
Output Signal:DALI
Output DALI Max.current:250mA
Control Devices:≤64
Control Groups:≤8
Certification:CE,UKCA
Others:Controller should be used with DALI dimming modules.

Quick connector



TB-02

Material: PA6
Size: L38*W9.4*H10.5mm
Applicable Wires: 0.5-4mm² (Solid wire)
0.5-2.5mm² (Stranded wire)
Rated Voltage: 250V/600V
Rated Current: 32A
Certification: CE
Warranty: 3 years



GENIE 2

GENIE 2 is a professional downlight with all-metal housing. It adopts four anti-glare concepts, including hidden light source, condensed light, diffuse lens and dark reflector to achieve minimum UGR<6, assuring you of visual comfort with no glare. The split design make the installation and maintanance easy and efficient

Product Overview

Recessed

G2E45L
φ45mm
6W/8W

392

G2E55L
φ55mm
6W/8W

393

G2E65L
φ65mm
12W/15W

394

G2E75L
φ75mm
12W/15W

395

Trimless Recessed

G2R45L
φ45mm
6W/8W

396

G2R55L
φ55mm
6W/8W

397

G2R65L
φ65mm
12W/15W

398

G2R75L
φ75mm
12W/15W

399

Deep anti-glare
dark light technology
UGR < 6

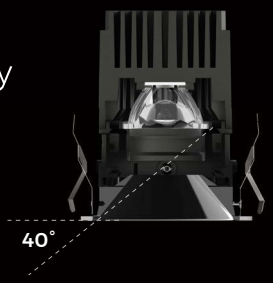

Split design

Installation is simplified

The frame can be installed independently, and the lamp body can be fixed into the frame easily by the marbles.

Easy maintenance

He lamp body can be removed easily when we need to replace the light source, without damaging the ceiling.

Module universality

The lamp body is universal to the recessed and trimless recessed frame, so it is friendly for the stock.

DL-G2E45L

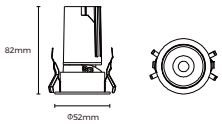

Basic Parameters

Material	ADC12
Coating	Spraying
Reflector color	Bright black
Installation method	Recessed
Size	Φ52x82mm
Opening size	Φ45mm
Adjustable angle	Vertical 25° / horizontal 360°

Dimming Method

1-10V DALI dimming

Luminaire Parameters

Model	DL-G2E45L		
Light source	COB		
Input voltage	220-240VAC		
Power	6W		
CRI	Ra>90		
CCT	2700K/3000K/4000K		
Beam angle	15°	24°	36°
Light efficiency*	39LM/W	48LM/W	53LM/W
Luminous flux*	235LM	290LM	320LM

* Light efficiency & Luminous flux parameters based on 3000K Light source
2700K Light efficiency & Luminous flux=3000K*0.95
4000K Light efficiency & Luminous flux=3000K*1.08

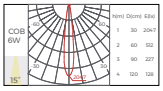

h(m)	D(cm)	E(lx)
1	30	2047
2	60	512
3	90	227
4	120	128

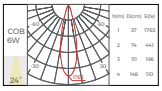

h(m)	D(cm)	E(lx)
1	37	1763
2	74	441
3	111	196
4	148	110

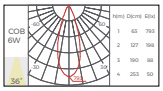

h(m)	D(cm)	E(lx)
1	63	793
2	127	198
3	190	88
4	253	50

Luminaire Parameters

Model	DL-G2E45L		
Light source	COB		
Input voltage	220-240VAC		
Power	8W		
CRI	Ra>90		
CCT	2700K/3000K/4000K		
Beam angle	15°	24°	36°
Light efficiency*	37LM/W	46LM/W	50LM/W
Luminous flux*	295LM	370LM	400LM

* Light efficiency & Luminous flux parameters based on 3000K Light source
2700K Light efficiency & Luminous flux=3000K*0.95
4000K Light efficiency & Luminous flux=3000K*1.08

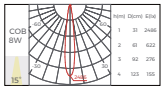

h(m)	D(cm)	E(lx)
1	33	2486
2	63	622
3	92	276
4	123	155

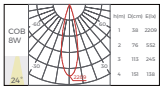

h(m)	D(cm)	E(lx)
1	38	2209
2	76	552
3	113	245
4	151	138

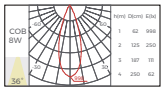

h(m)	D(cm)	E(lx)
1	62	996
2	125	250
3	187	111
4	250	62

DL-G2E55L

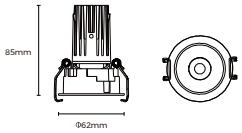

Basic Parameters

Material	ADC12
Coating	Spraying
Reflector color	Bright black
Installation method	Recessed
Size	Φ62x85mm
Opening size	Φ55mm
Adjustable angle	Vertical 25° / horizontal 360°

Dimming Method

1-10V DALI dimming

Luminaire Parameters

Model	DL-G2E55L		
Light source	COB		
Input voltage	220-240VAC		
Power	6W		
CRI	Ra>90		
CCT	2700K/3000K/4000K		
Beam angle	15°	24°	36°
Light efficiency*	39LM/W	48LM/W	53LM/W
Luminous flux*	235LM	290LM	320LM

* Light efficiency & Luminous flux parameters based on 3000K Light source
2700K Light efficiency & Luminous flux=3000K*0.95
4000K Light efficiency & Luminous flux=3000K*1.08

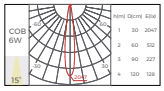

h(m)	D(cm)	E(lx)
1	30	2047
2	60	512
3	90	227
4	120	128

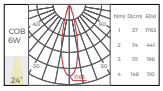

h(m)	D(cm)	E(lx)
1	37	1763
2	74	441
3	111	196
4	148	110

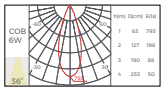

h(m)	D(cm)	E(lx)
1	63	793
2	127	198
3	190	88
4	253	50

Luminaire Parameters

Model	DL-G2E55L		
Light source	COB		
Input voltage	220-240VAC		
Power	8W		
CRI	Ra>90		
CCT	2700K/3000K/4000K		
Beam angle	15°	24°	36°
Light efficiency*	37LM/W	46LM/W	50LM/W
Luminous flux*	295LM	370LM	400LM

* Light efficiency & Luminous flux parameters based on 3000K Light source
2700K Light efficiency & Luminous flux=3000K*0.95
4000K Light efficiency & Luminous flux=3000K*1.08

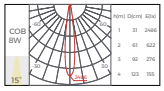

h(m)	D(cm)	E(lx)
1	33	2486
2	63	622
3	92	276
4	123	155

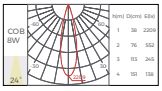

h(m)	D(cm)	E(lx)
1	38	2209
2	76	552
3	113	245
4	151	138

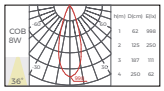

h(m)	D(cm)	E(lx)
1	62	996
2	125	250
3	187	111
4	250	62

DL-G2E65L

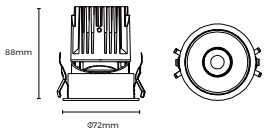

Basic Parameters

Material	ADC12
Coating	Spraying
Reflector color	Bright black
Installation method	Recessed
Size	Φ72x88mm
Opening size	Φ65mm
Adjustable angle	Vertical 25° / horizontal 360°

Dimming Method

1-10V DALI dimming

Luminaire Parameters

Model	DL-G2E65L			
Light source	COB			
Input voltage	220-240VAC			
Power	12W			
CRI	Ra>90			
CCT	2700K/3000K/4000K			
Beam angle	18°	24°	36°	50°
Light efficiency*	43LM/W	47LM/W	60LM/W	50LM/W
Luminous flux*	515LM	565LM	720LM	600LM

* Light efficiency & Luminous flux parameters based on 3000K Light source
2700K Light efficiency & Luminous flux=3000K*0.95
4000K Light efficiency & Luminous flux=3000K*1.08

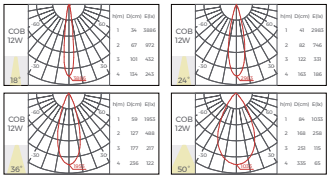

Luminaire Parameters				
Model	DL-G2E65L			
Light source	COB			
Input voltage	220-240VAC			
Power	15W			
CRI	Ra>90			
CCT	2700K/3000K/4000K			
Beam angle	18°	24°	36°	50°
Light efficiency*	38LM/W	43LM/W	55LM/W	45LM/W
Luminous flux*	570LM	645LM	825LM	675LM

* Light efficiency & Luminous flux parameters based on 3000K Light source
2700K Light efficiency & Luminous flux=3000K*0.95
4000K Light efficiency & Luminous flux=3000K*1.08

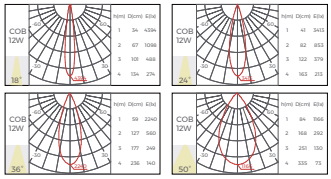

DL-G2E75L

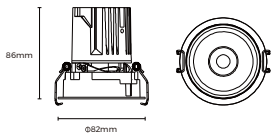

Basic Parameters

Material	ADC12
Coating	Spraying
Reflector color	Bright black
Installation method	Recessed
Size	Φ82*86mm
Opening size	Φ75mm
Adjustable angle	Vertical 25° / horizontal 360°

Dimming Method

1-10V DALI dimming

Luminaire Parameters

Model	DL-G2E75L			
Light source	COB			
Input voltage	220-240VAC			
Power	12W			
CRI	Ra>90			
CCT	2700K/3000K/4000K			
Beam angle	18°	24°	36°	50°
Light efficiency*	44LM/W	56LM/W	60LM/W	53LM/W
Luminous flux*	530LM	675LM	720LM	635LM

* Light efficiency & Luminous flux parameters based on 3000K Light source
2700K Light efficiency & Luminous flux=3000K*0.95
4000K Light efficiency & Luminous flux=3000K*1.08

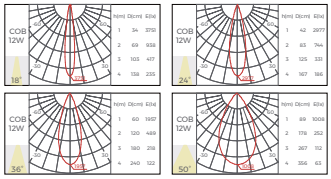

Luminaire Parameters				
Model	DL-G2E75L			
Light source	COB			
Input voltage	220-240VAC			
Power	15W			
CRI	Ra>90			
CCT	2700K/3000K/4000K			
Beam angle	18°	24°	36°	50°
Light efficiency*	40LM/W	45LM/W	55LM/W	48LM/W
Luminous flux*	600LM	675LM	825LM	720LM

* Light efficiency & Luminous flux parameters based on 3000K Light source
2700K Light efficiency & Luminous flux=3000K*0.95
4000K Light efficiency & Luminous flux=3000K*1.08

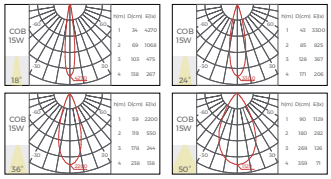

DL-G2R45L

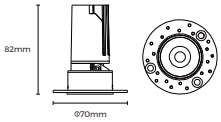

Basic Parameters

Material	ADC12
Coating	Spraying
Reflector color	Bright black
Installation method	Trimless recessed
Size	Φ70x82mm
Opening size	Φ45mm
Adjustable angle	Vertical 25° / horizontal 360°

Dimming Method

Luminaire Parameters

Model	DL-G2R45L		
Light source	COB		
Input voltage	220-240VAC		
Power	6W		
CRI	Ra>90		
CCT	2700K/3000K/4000K		
Beam angle	15°	24°	36°
Light efficiency*	39LM/W	48LM/W	53LM/W
Luminous flux*	235LM	290LM	320LM

* Light efficiency & Luminous flux parameters based on 3000K Light source
2700K Light efficiency & Luminous flux=3000K*0.95
4000K Light efficiency & Luminous flux=3000K*1.08

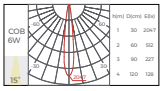

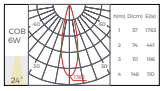

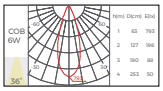

Luminaire Parameters

Model	DL-G2R45L		
Light source	COB		
Input voltage	220-240VAC		
Power	8W		
CRI	Ra>90		
CCT	2700K/3000K/4000K		
Beam angle	15°	24°	36°
Light efficiency*	37LM/W	46LM/W	50LM/W
Luminous flux*	295LM	370LM	400LM

* Light efficiency & Luminous flux parameters based on 3000K Light source
2700K Light efficiency & Luminous flux=3000K*0.95
4000K Light efficiency & Luminous flux=3000K*1.08

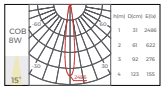

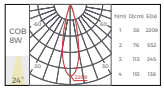

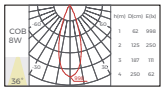

DL-G2R55L

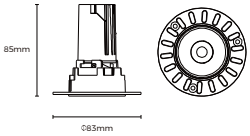

Basic Parameters

Material	ADC12
Coating	Spraying
Reflector color	Bright black
Installation method	Trimless recessed
Size	Φ83x85mm
Opening size	Φ55mm
Adjustable angle	Vertical 25° / horizontal 360°

Dimming Method

Luminaire Parameters

Model	DL-G2R55L		
Light source	COB		
Input voltage	220-240VAC		
Power	6W		
CRI	Ra>90		
CCT	2700K/3000K/4000K		
Beam angle	15°	24°	36°
Light efficiency*	39LM/W	48LM/W	53LM/W
Luminous flux*	235LM	290LM	320LM

* Light efficiency & Luminous flux parameters based on 3000K Light source
2700K Light efficiency & Luminous flux=3000K*0.95
4000K Light efficiency & Luminous flux=3000K*1.08

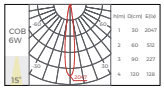

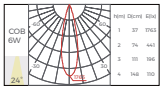

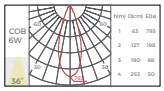

Luminaire Parameters

Model	DL-G2R55L		
Light source	COB		
Input voltage	220-240VAC		
Power	8W		
CRI	Ra>90		
CCT	2700K/3000K/4000K		
Beam angle	15°	24°	36°
Light efficiency*	37LM/W	46LM/W	50LM/W
Luminous flux*	295LM	370LM	400LM

* Light efficiency & Luminous flux parameters based on 3000K Light source
2700K Light efficiency & Luminous flux=3000K*0.95
4000K Light efficiency & Luminous flux=3000K*1.08

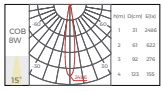

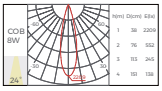

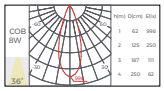

DL-G2R65L

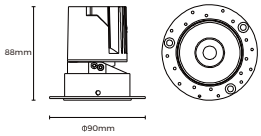

Basic Parameters

Material	ADC12
Coating	Spraying
Reflector color	Bright black
Installation method	Trimless recessed
Size	Φ90x88mm
Opening size	Φ65mm
Adjustable angle	Vertical 25° / horizontal 360°

Dimming Method

1-10V DALI dimming

Luminaire Parameters

Model	DL-G2R65L			
Light source	COB			
Input voltage	220-240VAC			
Power	12W			
CRI	Ra>90			
CCT	2700K/3000K/4000K			
Beam angle	18°	24°	36°	50°
Light efficiency*	43LM/W	47LM/W	60LM/W	50LM/W
Luminous flux*	515LM	565LM	720LM	600LM

* Light efficiency & Luminous flux parameters based on 3000K Light source
2700K Light efficiency & Luminous flux=3000K*0.95
4000K Light efficiency & Luminous flux=3000K*1.08

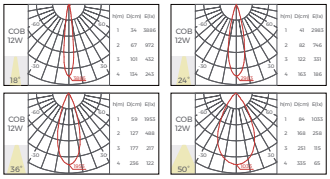

Luminaire Parameters

Model	DL-G2R65L			
Light source	COB			
Input voltage	220-240VAC			
Power	15W			
CRI	Ra>90			
CCT	2700K/3000K/4000K			
Beam angle	18°	24°	36°	50°
Light efficiency*	38LM/W	43LM/W	55LM/W	45LM/W
Luminous flux*	570LM	645LM	825LM	675LM

* Light efficiency & Luminous flux parameters based on 3000K Light source
2700K Light efficiency & Luminous flux=3000K*0.95
4000K Light efficiency & Luminous flux=3000K*1.08

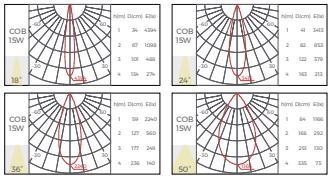

DL-G2R75L

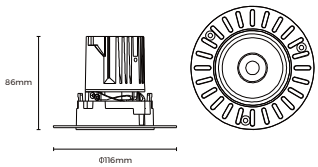

Basic Parameters

Material	ADC12
Coating	Spraying
Reflector color	Bright black
Installation method	Trimless recessed
Size	Φ116x86mm
Opening size	Φ75mm
Adjustable angle	Vertical 25° / horizontal 360°

Dimming Method

1-10V DALI dimming

Luminaire Parameters

Model	DL-G2R75L			
Light source	COB			
Input voltage	220-240VAC			
Power	12W			
CRI	Ra>90			
CCT	2700K/3000K/4000K			
Beam angle	18°	24°	36°	50°
Light efficiency*	44LM/W	56LM/W	60LM/W	53LM/W
Luminous flux*	530LM	675LM	720LM	635LM

* Light efficiency & Luminous flux parameters based on 3000K Light source
2700K Light efficiency & Luminous flux=3000K*0.95
4000K Light efficiency & Luminous flux=3000K*1.08

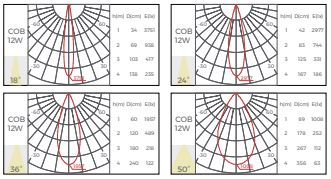

Luminaire Parameters

Model	DL-G2R75L			
Light source	COB			
Input voltage	220-240VAC			
Power	15W			
CRI	Ra>90			
CCT	2700K/3000K/4000K			
Beam angle	18°	24°	36°	50°
Light efficiency*	40LM/W	45LM/W	55LM/W	48LM/W
Luminous flux*	600LM	675LM	825LM	720LM

* Light efficiency & Luminous flux parameters based on 3000K Light source
2700K Light efficiency & Luminous flux=3000K*0.95
4000K Light efficiency & Luminous flux=3000K*1.08

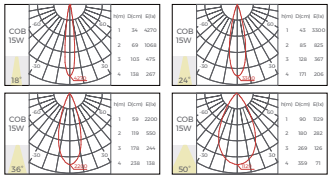

PRINCE 2

PRINCE 2 is a professional downlight with high cost performance. The 25° adjustment for vertical direction and 360° adjustment for horizontal direction, help to achieve precise accent lighting. It is deep anti-glare with UGR<10, assuring you of visual comfort with no glare.

Product Overview

Recessed

P2E55L
φ55mm
8W
406

P2E75L
φ75mm
12W
407

Trimless recessed

P2R55L
φ55mm
8W
408

P2R75L
φ75mm
12W
409

Anti-light leakage
Anti-glare

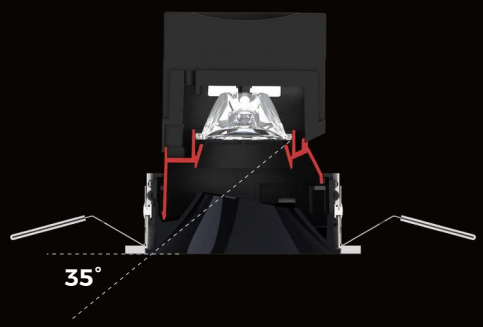

Split design

Installation is simplified

The frame can be installed independently, and the lamp body can be fixed into the frame easily by the marbles.

Easy maintenance

He lamp body can be removed easily when we need to replace the light source, without damaging the ceiling.

Module universality

The lamp body is universal to the recessed and trimless recessed frame, so it is friendly for the stock.

DL-P2E55L

Basic Parameters

Material	ADC12
Coating	Sandblasting
Reflector color	Bright black
Installation method	Recessed
Size	Φ62x78mm
Opening size	Φ55mm
Adjustable angle	Vertical 25° / horizontal 360°

Dimming Method

1-10V DALI dimming

Luminaire Parameters

Model	DL-P2E55L		
Light source	COB		
Input voltage	220-240VAC		
Power	8W		
CRI	Ra>90		
CCT	2700K/3000K/4000K		
Beam angle	20°	30°	40°
Light efficiency*	45LM/W	60LM/W	70LM/W
Luminous flux*	360LM	480LM	560LM

* Light efficiency & Luminous flux parameters based on 3000K Light source
2700K Light efficiency & Luminous flux=3000K*0.95
4000K Light efficiency & Luminous flux=3000K*1.08

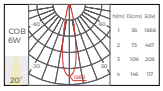

h(m)	D(cm)	E(lx)
1	36	1868
2	73	467
3	109	208
4	146	117

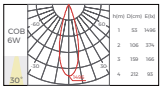

h(m)	D(cm)	E(lx)
1	53	1496
2	106	374
3	159	166
4	212	93

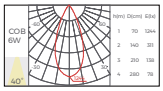

h(m)	D(cm)	E(lx)
1	70	1244
2	140	311
3	210	138
4	280	78

DL-P2E75L

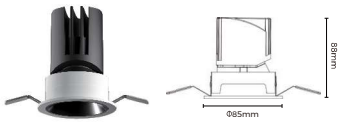

Basic Parameters

Material	ADC12
Coating	Sandblasting
Reflector color	Bright black
Installation method	Recessed
Size	Φ85x88mm
Opening size	Φ75mm
Adjustable angle	Vertical 25° / horizontal 360°

Dimming Method

1-10V DALI dimming

Luminaire Parameters

Model	DL-P2E75L		
Light source	COB		
Input voltage	220-240VAC		
Power	12W		
CRI	Ra>90		
CCT	2700K/3000K/4000K		
Beam angle	18°	24°	36°
Light efficiency*	48LM/W	48LM/W	53LM/W
Luminous flux*	575LM	575LM	635LM

* Light efficiency & Luminous flux parameters based on 3000K Light source
2700K Light efficiency & Luminous flux=3000K*0.95
4000K Light efficiency & Luminous flux=3000K*1.08

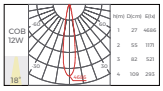

h(m)	D(cm)	E(lx)
1	27	4684
2	55	1171
3	82	521
4	109	293

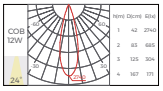

h(m)	D(cm)	E(lx)
1	42	2740
2	83	685
3	125	304
4	167	171

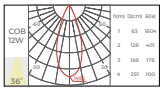

h(m)	D(cm)	E(lx)
1	63	1824
2	126	456
3	188	203
4	251	114

DL-P2R55L

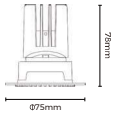

Basic Parameters

Material	ADC12
Coating	Sandblasting
Reflector color	Bright black
Installation method	Trimless recessed
Size	Φ75x78mm
Opening size	Φ55mm
Adjustable angle	Vertical 25° / horizontal 360°

Dimming Method

1-10V DALI dimming

Luminaire Parameters

Model	DL-P2R55L		
Light source	COB		
Input voltage	220-240VAC		
Power	8W		
CRI	Ra>90		
CCT	2700K/3000K/4000K		
Beam angle	20°	30°	40°
Light efficiency*	45LM/W	60LM/W	70LM/W
Luminous flux*	360LM	480LM	560LM

* Light efficiency & Luminous flux parameters based on 3000K Light source
2700K Light efficiency & Luminous flux=3000K*0.95
4000K Light efficiency & Luminous flux=3000K*1.08

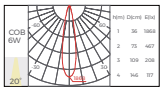

h(m)	D(cm)	E(lx)
1	36	1868
2	73	467
3	109	208
4	146	117

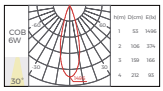

h(m)	D(cm)	E(lx)
1	53	1496
2	106	374
3	159	166
4	212	93

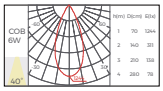

h(m)	D(cm)	E(lx)
1	70	1244
2	140	311
3	210	138
4	280	78

DL-P2R75L

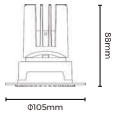

Basic Parameters

Material	ADC12
Coating	Sandblasting
Reflector color	Bright black
Installation method	Trimless recessed
Size	Φ105x88mm
Opening size	Φ75mm
Adjustable angle	Vertical 25° / horizontal 360°

Dimming Method

1-10V DALI dimming

Luminaire Parameters

Model	DL-P2R75L		
Light source	COB		
Input voltage	220-240VAC		
Power	12W		
CRI	Ra>90		
CCT	2700K/3000K/4000K		
Beam angle	18°	24°	36°
Light efficiency*	48LM/W	48LM/W	53LM/W
Luminous flux*	575LM	575LM	635LM

* Light efficiency & Luminous flux parameters based on 3000K Light source
2700K Light efficiency & Luminous flux=3000K*0.95
4000K Light efficiency & Luminous flux=3000K*1.08

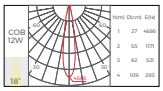

h(m)	D(cm)	E(lx)
1	27	4686
2	55	1171
3	82	521
4	109	293

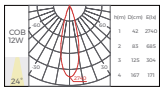

h(m)	D(cm)	E(lx)
1	42	2740
2	83	685
3	125	304
4	167	171

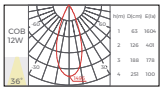

h(m)	D(cm)	E(lx)
1	63	1604
2	126	401
3	188	178
4	251	100



MAGICUBE NEW

MAGICUBE mini grille light is delicate, compact and of linear outlook. It includes 4 optics, including ±20° adjustable round grille, retractable spotlight, flood lighting and wall washer and supports recessed, pre-recessed and surface-mounted installation. It can achieve precise accent lighting, basic lighting and wall washing.

Product Overview

Recessed Grille Light

GLE-ME35G01
3W

416

GLE-ME35G02
6W

416

GLE-ME35G03
8W

417

GLE-ME35G04
10W

417

GLE-ME35G05
13W

418

GLE-ME35G10
25W

418

Recessed Adjustable Grille Light

GLE-ME35GA05
13W

419

GLE-ME35GA10
25W

419

Recessed wall washer

GLE-ME35W15
15W

420

GLE-ME35W24
24W

420

Recessed Flood Lighting

GLE-ME35D15
15W

421

Recessed retractable spotlights



GLE-ME35S01
3W

421

GLE-ME35S02
6W

422

GLE-ME35S03
8W

422

Trimless recessed

GLE-MR35G04
10W

423

GLE-MR35G05
13W

423

GLE-MR35G10
25W

424

GLE-MR35W15
15W

424

GLE-MR35W24
24W

425

GLE-MR35D15
15W

425

Surface-mounted Grille Light

GLE-MM35G03
8W

426

GLE-MM35G04
10W

426

GLE-MM35G05
12W

427

Magic cube design, various combinations

Multiple optics and lengths, flexible matching and combination
Free from restraint, it adds more freedom for lighting design
Flexible design gives you exclusive lighting space all at ease



Retractable and rotatable, make light free

All-round and ultra-large angle adjustable, can fit various lighting demands
Can be stretched or retracted, rotated 355° horizontally and 0-90° vertically
Brings up more light change and more personalized design

GLE-ME35G01

Basic Parameters

Installation	Recessed
Material	ADC12
Coating	Spraying

Luminaire Parameters			
Light Source	SMD		
Input voltage	220-240VAC		
Current	700mA		
Power	3W		
CRI	Ra>90		
CCT	2700K	3000K	4000K
Luminous Flux (lm)	145/135	150/140	160/150
Light efficiency(lm/w)	48/45	50/47	53/50
Beam Angle	30°/45°	30°/45°	30°/45°

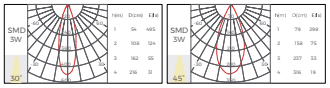

GLE-ME35G02

Basic Parameters

Installation	Recessed
Material	ADC12
Coating	Spraying

Luminaire Parameters			
Light Source	SMD		
Input voltage	220-240VAC		
Current	700mA		
Power	6W		
CRI	Ra>90		
CCT	2700K	3000K	4000K
Luminous Flux (lm)	300/250	310/260	330/280
Light efficiency(lm/w)	50/42	52/43	55/47
Beam Angle	30°/45°	30°/45°	30°/45°

GLE-ME35G03

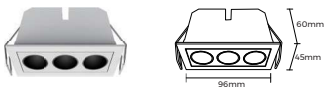

Basic Parameters

Installation	Recessed
Material	ADC12
Coating	Spraying

Luminaire Parameters			
Light Source	SMD		
Input voltage	220-240VAC		
Current	700mA		
Power	8W		
CRI	Ra>90		
CCT	2700K	3000K	4000K
Luminous Flux (lm)	450/360	460/370	480/390
Light efficiency(lm/w)	56/45	58/46	60/49
Beam Angle	30°/45°	30°/45°	30°/45°

GLE-ME35G04

Basic Parameters

Installation	Recessed
Material	ADC12
Coating	Spraying

Luminaire Parameters			
Light Source	SMD		
Input voltage	220-240VAC		
Current	700mA		
Power	10W		
CRI	Ra>90		
CCT	2700K	3000K	4000K
Luminous Flux (lm)	630/510	640/520	680/540
Light efficiency(lm/w)	63/51	64/52	68/54
Beam Angle	30°/45°	30°/45°	30°/45°

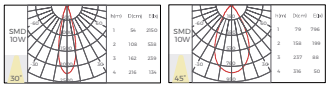

GLE-ME35G05

Basic Parameters

Installation	Recessed
Material	ADC12
Coating	Spraying

Luminaire Parameters			
Light Source	SMD		
Input voltage	220-240VAC		
Current	700mA		
Power	13W		
CRI	Ra>90		
CCT	2700K	3000K	4000K
Luminous Flux (lm)	740/640	760/660	800/700
Light efficiency(lm/w)	57/49	58/51	62/54
Beam Angle	30°/45°	30°/45°	30°/45°

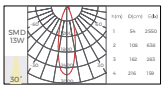

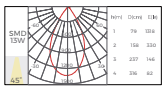

GLE-ME35G10



Basic Parameters

Installation	Recessed
Material	ADC12
Coating	Spraying

Luminaire Parameters			
Light Source	SMD		
Input voltage	220-240VAC		
Current	700mA		
Power	25W		
CRI	Ra>90		
CCT	2700K	3000K	4000K
Luminous Flux (lm)	1520/1370	1550/1400	1640/1470
Light efficiency(lm/w)	61/55	62/56	66/59
Beam Angle	30°/45°	30°/45°	30°/45°

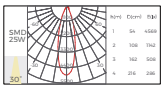

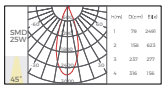

GLE-ME35GA05

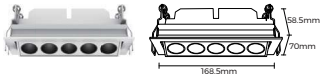

Basic Parameters

Installation	Recessed
Material	ADC12
Coating	Spraying

Luminaire Parameters			
Light Source	SMD		
Input voltage	220-240VAC		
Current	700mA		
Power	13W		
CRI	Ra>90		
CCT	2700K	3000K	4000K
Luminous Flux (lm)	740/640	760/660	800/700
Light efficiency(lm/w)	57/49	58/51	62/54
Beam Angle	30°/45°	30°/45°	30°/45°

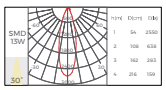

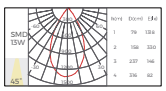

GLE-ME35GA10



Basic Parameters

Installation	Recessed
Material	ADC12
Coating	Spraying

Luminaire Parameters			
Light Source	SMD		
Input voltage	220-240VAC		
Current	700mA		
Power	25W		
CRI	Ra>90		
CCT	2700K	3000K	4000K
Luminous Flux (lm)	1520/1370	1550/1400	1640/1470
Light efficiency(lm/w)	61/55	62/56	66/59
Beam Angle	30°/45°	30°/45°	30°/45°

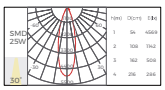

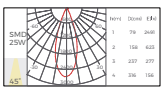

GLE-ME35W15



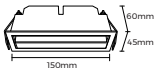

Basic Parameters

Installation	Recessed
Material	ADC12
Coating	Spraying

Luminaire Parameters			
Light Source	SMD		
Input voltage	220-240VAC		
Current	700mA		
Power	15W		
CRI	Ra>90		
CCT	2700K	3000K	4000K
Luminous Flux (lm)	690	700	730
Light efficiency(lm/w)	46	47	49
Beam Angle	90°	90°	90°

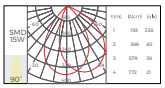

GLE-ME35W24



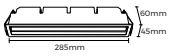

Basic Parameters

Installation	Recessed
Material	ADC12
Coating	Spraying

Luminaire Parameters			
Light Source	SMD		
Input voltage	220-240VAC		
Current	700mA		
Power	24W		
CRI	Ra>90		
CCT	2700K	3000K	4000K
Luminous Flux (lm)	1250	1280	1350
Light efficiency(lm/w)	52	53	56
Beam Angle	90°	90°	90°

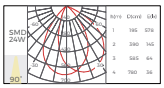

GLE-ME35D15

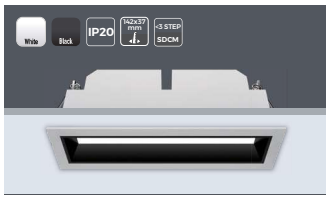

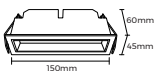

Basic Parameters

Installation	Recessed
Material	ADC12
Coating	Spraying

Luminaire Parameters			
Light Source	SMD		
Input voltage	220-240VAC		
Current	700mA		
Power	15W		
CRI	Ra>90		
CCT	2700K	3000K	4000K
Luminous Flux (lm)	420	430	450
Light efficiency(lm/w)	28	29	30
Beam Angle	80°	80°	80°

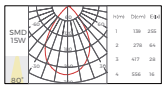

GLE-ME35S01

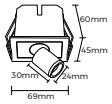

Basic Parameters

Installation	Recessed
Material	ADC12
Coating	Spraying

Luminaire Parameters			
Light Source	SMD		
Input voltage	220-240VAC		
Current	700mA		
Power	3W		
CRI	Ra>90		
CCT	2700K	3000K	4000K
Luminous Flux (lm)	160/160	170/170	190/190
Light efficiency(lm/w)	53/53	57/57	63/63
Beam Angle	20°/30°	20°/30°	20°/30°

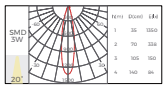

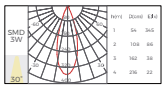

GLE-ME35S02

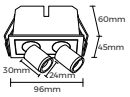

Basic Parameters

Installation	Recessed
Material	ADC12
Coating	Spraying

Luminaire Parameters			
Light Source	SMD		
Input voltage	220-240VAC		
Current	700mA		
Power	6W		
CRI	Ra>90		
CCT	2700K	3000K	4000K
Luminous Flux (lm)	390/370	400/380	420/400
Light efficiency(lm/w)	65/62	67/63	70/67
Beam Angle	20°/30°	20°/30°	20°/30°

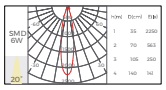

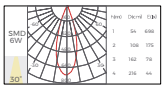

GLE-ME35S03

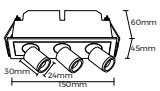

Basic Parameters

Installation	Recessed
Material	ADC12
Coating	Spraying

Luminaire Parameters			
Light Source	SMD		
Input voltage	220-240VAC		
Current	700mA		
Power	8W		
CRI	Ra>90		
CCT	2700K	3000K	4000K
Luminous Flux (lm)	560/540	570/550	600/580
Light efficiency(lm/w)	70/68	71/69	75/73
Beam Angle	20°/30°	20°/30°	20°/30°

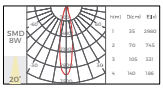

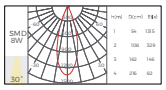

GLE-MR35G04

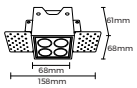

Basic Parameters

Installation	Trimless recessed
Material	ADC12
Coating	Spraying

Luminaire Parameters			
Light Source	SMD		
Input voltage	220-240VAC		
Current	700mA		
Power	10W		
CRI	Ra>90		
CCT	2700K	3000K	4000K
Luminous Flux (lm)	630/510	640/520	680/540
Light efficiency(lm/w)	63/51	64/52	68/54
Beam Angle	30°/45°	30°/45°	30°/45°

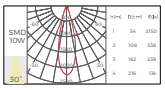

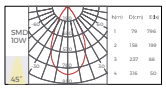

GLE-MR35G05

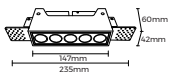

Basic Parameters

Installation	Trimless recessed
Material	ADC12
Coating	Spraying

Luminaire Parameters			
Light Source	SMD		
Input voltage	220-240VAC		
Current	700mA		
Power	13W		
CRI	Ra>90		
CCT	2700K	3000K	4000K
Luminous Flux (lm)	740/640	760/660	800/700
Light efficiency(lm/w)	57/49	58/51	62/54
Beam Angle	30°/45°	30°/45°	30°/45°

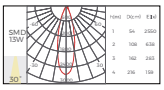

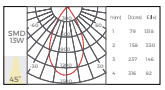

GLE-MR35G10



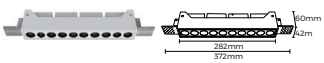

Basic Parameters

Installation	Trimless recessed
Material	ADC12
Coating	Spraying

Luminaire Parameters			
Light Source	SMD		
Input voltage	220-240VAC		
Current	700mA		
Power	25W		
CRI	Ra>90		
CCT	2700K	3000K	4000K
Luminous Flux (lm)	1520/1370	1550/1400	1640/1470
Light efficiency(lm/w)	61/55	62/56	66/59
Beam Angle	30°/45°	30°/45°	30°/45°

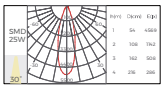

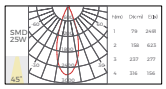

GLE-MR35W15



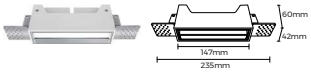

Basic Parameters

Installation	Trimless recessed
Material	ADC12
Coating	Spraying

Luminaire Parameters			
Light Source	SMD		
Input voltage	220-240VAC		
Current	700mA		
Power	15W		
CRI	Ra>90		
CCT	2700K	3000K	4000K
Luminous Flux (lm)	690	700	730
Light efficiency(lm/w)	46	47	49
Beam Angle	90°	90°	90°

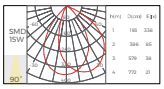

GLE-MR35W24



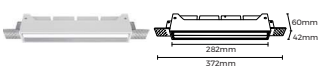

Basic Parameters

Installation	Trimless recessed
Material	ADC12
Coating	Spraying

Luminaire Parameters			
Light Source	SMD		
Input voltage	220-240VAC		
Current	700mA		
Power	24W		
CRI	Ra>90		
CCT	2700K	3000K	4000K
Luminous Flux (lm)	1250	1280	1350
Light efficiency(lm/w)	52	53	56
Beam Angle	90°	90°	90°

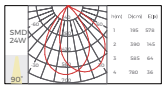

GLE-MR35D15



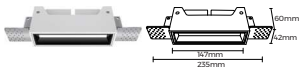

Basic Parameters

Installation	Trimless recessed
Material	ADC12
Coating	Spraying

Luminaire Parameters			
Light Source	SMD		
Input voltage	220-240VAC		
Current	700mA		
Power	15W		
CRI	Ra>90		
CCT	2700K	3000K	4000K
Luminous Flux (lm)	420	430	450
Light efficiency(lm/w)	28	29	30
Beam Angle	80°	80°	80°

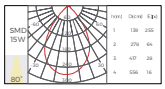

GLE-MM35G03



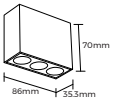

Basic Parameters

Installation	Ceiling
Material	ADC12
Coating	Spraying

Luminaire Parameters

Light Source	SMD		
Input voltage	220-240VAC		
Current	700mA		
Power	8W		
CRI	Ra>90		
CCT	2700K	3000K	4000K
Luminous Flux (lm)	450/360	460/370	480/390
Light efficiency(lm/w)	56/45	58/46	60/49
Beam Angle	30°/45°	30°/45°	30°/45°

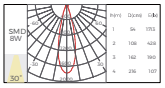

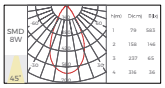

GLE-MM35G04

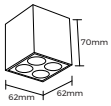

Basic Parameters

Installation	Ceiling
Material	ADC12
Coating	Spraying

Luminaire Parameters

Light Source	SMD		
Input voltage	220-240VAC		
Current	700mA		
Power	10W		
CRI	Ra>90		
CCT	2700K	3000K	4000K
Luminous Flux (lm)	630/510	640/520	680/540
Light efficiency(lm/w)	63/51	64/52	68/54
Beam Angle	30°/45°	30°/45°	30°/45°

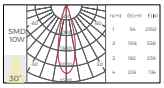

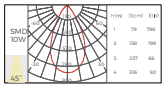

GLE-MM35G05

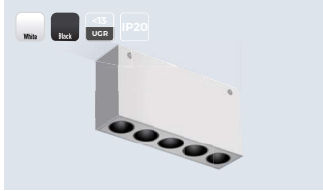

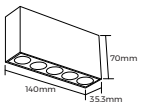

Basic Parameters

Installation	Ceiling
Material	ADC12
Coating	Spraying

Luminaire Parameters

Light Source	SMD		
Input voltage	220-240VAC		
Current	700mA		
Power	12W		
CRI	Ra>90		
CCT	2700K	3000K	4000K
Luminous Flux (lm)	740/640	760/660	800/700
Light efficiency(lm/w)	62/53	63/55	67/58
Beam Angle	30°/45°	30°/45°	30°/45°

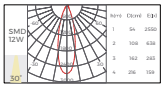

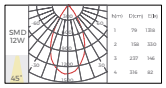

SPARK

NEW

SPARK is a professional downlight with high lumen efficiency and high lumen output. It can reach maximun 120LM/W CRI90. It has lens version, diffuse version and 3CCT dial-switch version, can satisfy different needs for different applications.

Product Overview

Lens version

SE75L
φ75mm
6W
434

SE88L
φ88mm
10W
435

SE98L
φ98mm
15W
436

SE113L
φ113mm
20W
437

Diffuse version

SE75D
φ75mm
6W
438

SE88D
φ88mm
10W
439

SE98D
φ98mm
15W
440

SE113D
φ113mm
20W
441

SE145D
φ145mm
30W
442

SE170D
φ170mm
40W
443

3CCT Dial-switch

3000 K 3800 K 5000 K

All-metal housing
IP44 waterproof

SE75L

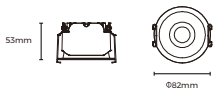

Basic Parameters

Material	ADC12
Coating	Spraying
Installation	Recessed
Size	Φ82x53mm
Opening size	Φ75mm

Dimming Method

1-10V DALI dimming

Luminaire Parameters

Version	Normal
Light source	COB
Input voltage	220-240VAC
Power	6W
CRI	Ra>90
CCT	2700K/3000K/4000K
Beam angle	28°/36°/55°
Light efficiency*	125/125/118LM/W
Luminous flux*	750/750/710LM

* Light efficiency & Luminous flux parameters based on 4000K Light source
2700K Light efficiency & Luminous flux=4000K*0.87
3000K Light efficiency & Luminous flux=4000K*0.92

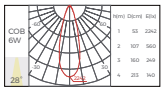

h(m)	D(cm)	E(lx)
1	53	2242
2	107	560
3	160	249
4	213	140

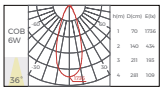

h(m)	D(cm)	E(lx)
1	70	1756
2	140	439
3	211	195
4	281	109

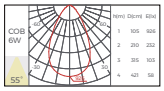

h(m)	D(cm)	E(lx)
1	105	926
2	210	232
3	315	103
4	421	58

Luminaire Parameters

Version	3 CCT tunable (Dial switch)
Light source	COB
Input voltage	220-240VAC
Power	6W
CRI	Ra>90
CCT	3000K-3800K-5000K
Beam angle	36°/45°/65°x35°
Light efficiency*	103/100/85LM/W
Luminous flux*	620/600/554LM

* Light efficiency & Luminous flux parameters based on 3800K Light source
3000K Light efficiency & Luminous flux=3800K*0.9
5000K Light efficiency & Luminous flux=3800K*0.95

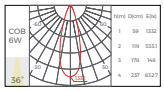

h(m)	D(cm)	E(lx)
1	59	1332
2	119	333.1
3	178	148
4	237	83.27

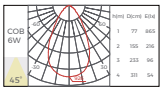

h(m)	D(cm)	E(lx)
1	77	865
2	155	216
3	233	96
4	311	54

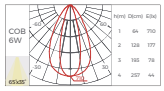

h(m)	D(cm)	E(lx)
1	64	710
2	128	177
3	193	79
4	257	44

SE88L



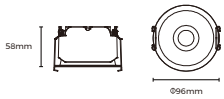

Basic parameters

Material	ADC12
Coating	Spraying
Installation	Recessed
Size	Φ96x58mm
Opening size	Φ88mm

Dimming Method

1-10V DALI dimming

Luminaire Parameters

Version	Normal
Light source	COB
Input voltage	220-240VAC
Power	10W
CRI	Ra>90
CCT	2700K/3000K/4000K
Beam angle	28°/36°/55°
Light efficiency*	125/125/115LM/W
Luminous flux*	1200/1200/1150LM

* Light efficiency & Luminous flux parameters based on 4000K Light source
2700K Light efficiency & Luminous flux=4000K*0.87
3000K Light efficiency & Luminous flux=4000K*0.92

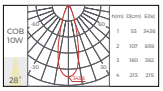

h(m)	D(cm)	E(lx)
1	53	3436
2	107	859
3	160	382
4	213	215

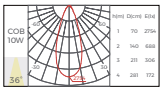

h(m)	D(cm)	E(lx)
1	70	2794
2	140	698
3	211	306
4	281	172

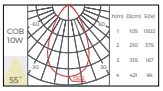

h(m)	D(cm)	E(lx)
1	105	1552
2	210	375
3	315	167
4	421	94

Luminaire Parameters

Version	3 CCT tunable (Dial switch)
Light source	COB
Input voltage	220-240VAC
Power	10W
CRI	Ra>90
CCT	3000K-3800K-5000K
Beam angle	36°/45°/65°x35°
Light efficiency*	105/90/83LM/W
Luminous flux*	1050/900/845LM

* Light efficiency & Luminous flux parameters based on 3800K Light source
3000K Light efficiency & Luminous flux=3800K*0.9
5000K Light efficiency & Luminous flux=3800K*0.95

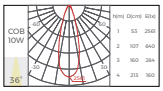

h(m)	D(cm)	E(lx)
1	53	2561
2	107	640
3	160	284
4	213	160

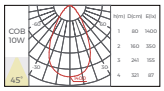

h(m)	D(cm)	E(lx)
1	60	1400
2	160	350
3	240	155
4	321	87

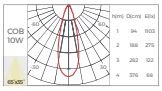

h(m)	D(cm)	E(lx)
1	94	1103
2	188	275
3	282	122
4	376	68

SE98L

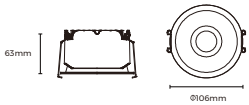

Basic parameters

Material	ADC12
Coating	Spraying
Installation	Recessed
Size	Φ106x63mm
Opening size	Φ98mm

Dimming Method

1-10V DALI dimming

Luminaire Parameters

Version	Normal
Light source	COB
Input voltage	220-240VAC
Power	15W
CRI	Ra>90
CCT	2700K/3000K/4000K
Beam angle	28°/36°/55°
Light efficiency*	110/110/110LM/W
Luminous flux*	1650/1650/1650LM

* Light efficiency & Luminous flux parameters based on 4000K Light source
2700K Light efficiency & Luminous flux=4000K*0.87
3000K Light efficiency & Luminous flux=4000K*0.92

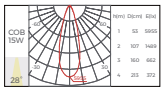

N(m)	D(cm)	E(lx)
1	53	5955
2	107	1489
3	160	662
4	213	372

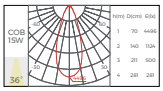

N(m)	D(cm)	E(lx)
1	70	4496
2	140	1124
3	211	500
4	281	281

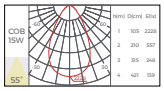

N(m)	D(cm)	E(lx)
1	105	2228
2	210	557
3	315	248
4	421	139

Luminaire Parameters

Version	3 CCT tunable (Dial switch)
Light source	COB
Input voltage	220-240VAC
Power	15W
CRI	Ra>90
CCT	3000K-3800K-5000K
Beam angle	36°/45°/65°x35°
Light efficiency*	95/95/83LM/W
Luminous flux*	1425/1425/1205LM

* Light efficiency & Luminous flux parameters based on 3800K Light source
3000K Light efficiency & Luminous flux=3800K*0.9
5000K Light efficiency & Luminous flux=3800K*0.95

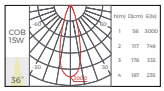

N(m)	D(cm)	E(lx)
1	58	3060
2	117	765
3	176	339
4	187	191

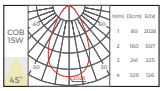

N(m)	D(cm)	E(lx)
1	80	2029
2	160	507
3	241	225
4	325	126

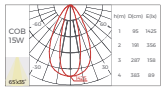

N(m)	D(cm)	E(lx)
1	95	1425
2	191	356
3	287	158
4	383	89

SE113L

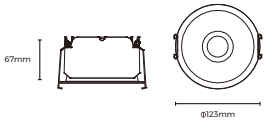

Basic parameters

Material	ADC12
Coating	Spraying
Installation	Recessed
Size	Φ123x67mm
Opening size	Φ113mm

Dimming Method

1-10V DALI dimming

Luminaire Parameters

Version	Normal
Light source	COB
Input voltage	220-240VAC
Power	20W
CRI	Ra>90
CCT	2700K/3000K/4000K
Beam angle	28°/36°/55°
Light efficiency*	115/115/115LM/W
Luminous flux*	2300/2300/2300LM

* Light efficiency & Luminous flux parameters based on 4000K Light source
2700K Light efficiency & Luminous flux=4000K*0.87
3000K Light efficiency & Luminous flux=4000K*0.92

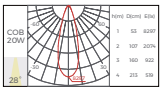

N(m)	D(cm)	E(lx)
1	53	8207
2	107	2074
3	160	922
4	213	519

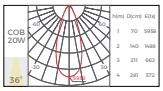

N(m)	D(cm)	E(lx)
1	70	5958
2	140	1488
3	211	662
4	281	372

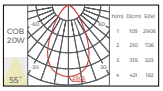

N(m)	D(cm)	E(lx)
1	105	2908
2	210	726
3	315	323
4	421	182

Luminaire Parameters

Version	3 CCT tunable (Dial switch)
Light source	COB
Input voltage	220-240VAC
Power	20W
CRI	Ra>90
CCT	3000K-3800K-5000K
Beam angle	36°/45°/65°x35°
Light efficiency*	95/98/88LM/W
Luminous flux*	1900/1960/1712LM

* Light efficiency & Luminous flux parameters based on 3800K Light source
3000K Light efficiency & Luminous flux=3800K*0.9
5000K Light efficiency & Luminous flux=3800K*0.95

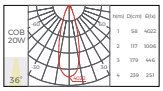

N(m)	D(cm)	E(lx)
1	58	4022
2	117	1006
3	179	446
4	239	251

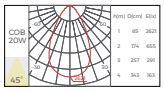

N(m)	D(cm)	E(lx)
1	85	2621
2	174	655
3	257	291
4	343	163

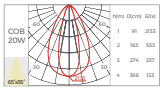

N(m)	D(cm)	E(lx)
1	91	2133
2	183	533
3	274	237
4	366	133

SE75D

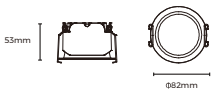

Basic parameters

Material	ADC12
Coating	Spraying
Installation	Recessed
Size	Φ82x53mm
Opening size	Φ75mm

Dimming Method

Luminaire Parameters

Version	Normal
Light source	SMD
Input voltage	220-240VAC
Power	6W
CRI	Ra>90
CCT	2700K/3000K/4000K
Beam angle	80°
Light efficiency*	90LM/W
Luminous flux*	540LM

* Light efficiency & Luminous flux parameters based on 4000K Light source
2700K Light efficiency & Luminous flux=4000K*0.87
3000K Light efficiency & Luminous flux=4000K*0.92

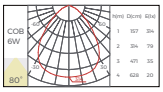

Luminaire Parameters

Version	3 CCT tunable (Dial switch)
Light source	SMD
Input voltage	220-240VAC
Power	6W
CRI	Ra>90
CCT	3000K-3800K-5000K
Beam angle	80°
Light efficiency*	90LM/W
Luminous flux*	540LM

* Light efficiency & Luminous flux parameters based on 3800K Light source
3000K Light efficiency & Luminous flux=3800K*0.9
5000K Light efficiency & Luminous flux=3800K*0.95

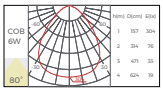

SE88D

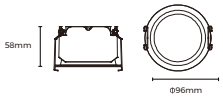

Basic parameters

Material	ADC12
Coating	Spraying
Installation	Recessed
Size	Φ96x58mm
Opening size	Φ88mm

Dimming Method

Luminaire Parameters

Version	Normal
Light source	SMD
Input voltage	220-240VAC
Power	10W
CRI	Ra>90
CCT	2700K/3000K/4000K
Beam angle	80°
Light efficiency*	93LM/W
Luminous flux*	930LM

* Light efficiency & Luminous flux parameters based on 4000K Light source
2700K Light efficiency & Luminous flux=4000K*0.87
3000K Light efficiency & Luminous flux=4000K*0.92

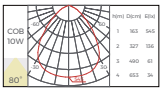

Luminaire Parameters

Version	3 CCT tunable (Dial switch)
Light source	SMD
Input voltage	220-240VAC
Power	10W
CRI	Ra>90
CCT	3000K-3800K-5000K
Beam angle	80°
Light efficiency*	88LM/W
Luminous flux*	880LM

* Light efficiency & Luminous flux parameters based on 3800K Light source
3000K Light efficiency & Luminous flux=3800K*0.9
5000K Light efficiency & Luminous flux=3800K*0.95

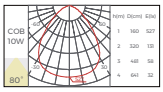

SE98D

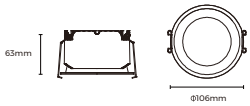

Basic parameters

Material	ADC12
Coating	Spraying
Installation	Recessed
Size	Φ106x63mm
Opening size	Φ98mm

Dimming Method

1-10V DALI dimming

Luminaire Parameters	
Version	Normal
Light source	SMD
Input voltage	220-240VAC
Power	15W
CRI	Ra>90
CCT	2700K/3000K/4000K
Beam angle	80°
Light efficiency*	100LM/W
Luminous flux*	1500LM

* Light efficiency & Luminous flux parameters based on 4000K Light source
2700K Light efficiency & Luminous flux=4000K*0.87
3000K Light efficiency & Luminous flux=4000K*0.92

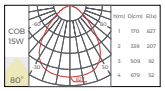

Luminaire Parameters	
Version	3 CCT tunable (Dial switch)
Light source	SMD
Input voltage	220-240VAC
Power	15W
CRI	Ra>90
CCT	3000K-3800K-5000K
Beam angle	80°
Light efficiency*	102LM/W
Luminous flux*	1530LM

* Light efficiency & Luminous flux parameters based on 3800K Light source
3000K Light efficiency & Luminous flux=3800K*0.9
5000K Light efficiency & Luminous flux=3800K*0.95

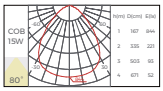

SE113D

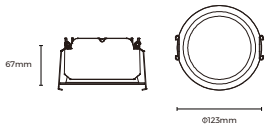

Basic parameters

Material	ADC12
Coating	Spraying
Installation	Recessed
Size	Φ123x67mm
Opening size	Φ113mm

Dimming Method

1-10V DALI dimming

Luminaire Parameters	
Version	Normal
Light source	SMD
Input voltage	220-240VAC
Power	20W
CRI	Ra>90
CCT	2700K/3000K/4000K
Beam angle	80°
Light efficiency*	100LM/W
Luminous flux*	2000LM

* Light efficiency & Luminous flux parameters based on 4000K Light source
2700K Light efficiency & Luminous flux=4000K*0.87
3000K Light efficiency & Luminous flux=4000K*0.92

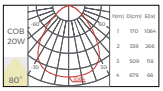

Luminaire Parameters	
Version	3 CCT tunable (Dial switch)
Light source	SMD
Input voltage	220-240VAC
Power	20W
CRI	Ra>90
CCT	3000K-3800K-5000K
Beam angle	80°
Light efficiency*	104LM/W
Luminous flux*	2080LM

* Light efficiency & Luminous flux parameters based on 3800K Light source
3000K Light efficiency & Luminous flux=3800K*0.9
5000K Light efficiency & Luminous flux=3800K*0.95

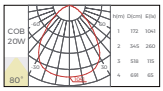

SE145D

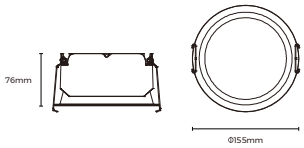

Basic parameters

Material	ADC12
Coating	Spraying
Installation	Recessed
Size	Φ155x76mm
Opening size	Φ145mm

Dimming Method

1-10V DALI dimming

Luminaire Parameters

Version	Normal
Light source	SMD
Input voltage	220-240VAC
Power	30W
CRI	Ra>90
CCT	2700K/3000K/4000K
Beam angle	80°
Light efficiency*	110LM/W
Luminous flux*	3300LM

* Light efficiency & Luminous flux parameters based on 4000K Light source
2700K Light efficiency & Luminous flux=4000K*0.87
3000K Light efficiency & Luminous flux=4000K*0.92

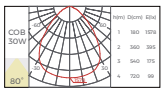

	Ø(m)	Ø(m)	E(lx)
1	1.80	1.579	
2	3.60	3.95	
3	5.40	7.75	
4	7.20	9.9	

Luminaire Parameters

Version	3 CCT tunable (Dial switch)
Light source	SMD
Input voltage	220-240VAC
Power	30W
CRI	Ra>90
CCT	3000K-3800K-5000K
Beam angle	80°
Light efficiency*	110LM/W
Luminous flux*	3300LM

* Light efficiency & Luminous flux parameters based on 3800K Light source
3000K Light efficiency & Luminous flux=3800K*0.9
5000K Light efficiency & Luminous flux=3800K*0.95

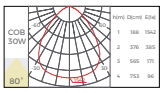

	Ø(m)	Ø(m)	E(lx)
1	1.88	1.942	
2	3.76	3.85	
3	5.65	7.71	
4	7.53	9.6	

SE170D

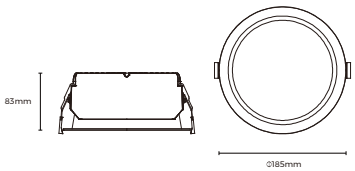

Basic parameters

Material	ADC12
Coating	Spraying
Installation	Recessed
Size	Φ185x83mm
Opening size	Φ170mm

Dimming Method

1-10V DALI dimming

Luminaire Parameters

Version	Normal
Light source	SMD
Input voltage	220-240VAC
Power	40W
CRI	Ra>90
CCT	2700K/3000K/4000K
Beam angle	80°
Light efficiency*	110LM/W
Luminous flux*	4400LM

* Light efficiency & Luminous flux parameters based on 4000K Light source
2700K Light efficiency & Luminous flux=4000K*0.87
3000K Light efficiency & Luminous flux=4000K*0.92

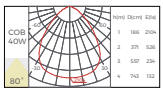

	Ø(m)	Ø(m)	E(lx)
1	1.96	2.104	
2	3.71	5.26	
3	5.57	7.24	
4	7.43	13.2	

Luminaire Parameters

Version	3 CCT tunable (Dial switch)
Light source	SMD
Input voltage	220-240VAC
Power	40W
CRI	Ra>90
CCT	3000K-3800K-5000K
Beam angle	80°
Light efficiency*	110LM/W
Luminous flux*	4400LM

* Light efficiency & Luminous flux parameters based on 3800K Light source
3000K Light efficiency & Luminous flux=3800K*0.9
5000K Light efficiency & Luminous flux=3800K*0.95

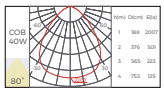

	Ø(m)	Ø(m)	E(lx)
1	1.88	2.007	
2	3.76	5.01	
3	5.65	7.53	
4	7.53	13.3	

LED LINEAR &
COMMERCIAL
LIGHTING

Tel: +86-755-2923-1888
E-mail: colors@colorsled.com
Web: www.colorsled.com
Add: 17F, Block B, Building 2, North of Skyworth
Inno Valley, Shiyan town, Bao'an District, Shenzhen